

	<b>Report</b>	<b>Distribution</b>
---	---------------	---------------------

Title: **Technical Evaluation Criteria for Contractors Constructing MV and LV Overhead and Cable Networks in WCOU** Document Identifier: **559-1486493583**

Alternative Reference Number: **N/A**

Area of Applicability: **Eskom**




Functional Area: **Engineering**

Revision: **3**

Total Pages: **33**

Next Review Date: **November 2030**

Disclosure Classification: **Controlled Disclosure**

Compiled by	Functional Responsibility	Authorized by
		
<b>BS Olivier</b> <b>Senior Technician</b>	<b>JA Paulse</b> <b>Senior Engineer</b>	<b>DF February</b> <b>TE Manager WCOU</b>
Date: 2026/07/06	Date: 2026/07/06	Date: 2026/07/06

## **Content**

	Page
1. Introduction.....	4
2. Supporting Clauses .....	4
2.1 Scope.....	4
2.1.1 Purpose.....	4
2.1.2 Applicability .....	4
2.1.3 Effective date.....	4
2.2 Normative/Informative References .....	4
2.2.1 Normative.....	4
2.2.2 Informative.....	4
2.3 Definitions .....	5
2.4 Abbreviations .....	5
2.5 Roles and Responsibilities .....	5
2.6 Process for Monitoring.....	5
2.7 Related/Supporting Documents.....	6
3. Technical Evaluation Criteria for Contractors Constructing MV and LV Overhead and Cable Networks .....	6
3.1 STAGE 1: MANDATORY CRITERIA.....	6
3.2 STAGE 2: FUNCTIONAL CRITERIA.....	8
3.2.1 Skills & Training Requirements.....	8
3.2.2 Tools & Equipment Requirements .....	10
3.2.3 Vehicle Requirements .....	13
3.2.4 Related Experience Requirements .....	16
3.3 STAGE 3: CONTRACTUAL CRITERIA .....	18
4. Acceptance.....	19
5. Revisions.....	19
6. Development Team .....	19
7. Acknowledgements .....	19
Appendix A – Declaration Letter.....	20
Appendix B – Resource Register (Duplicate this register template as required).....	21
Appendix C – Tools & Equipment List.....	22
Appendix D – Vehicles Register.....	25
Appendix E – MV overhead including pole mounted transformer .....	26
Appendix F - LV overhead (Aerial Bundle or bare) and service, household and meter kiosk connection .....	27
Appendix G – MV auxiliary infrastructure (recloser or regulator or capacitor bank) .....	28
Appendix H – Dismantling of networks (breaking down line infrastructure, removing conductor, structures, poles, etc.) and reinstating site.....	29

**CONTROLLED DISCLOSURE**

Appendix I – MV/LV cable installation ..... 30  
Appendix J – Installation of MV ground mounted equipment..... 31  
Appendix K – Installation of LV ground mounted kiosk, jointing and termination ..... 32  
Appendix L – Acknowledgement of Eskom Method Statements..... 33

**Figures**

**Tables**

Table 1: Mandatory Requirements ..... 6  
Table 2: Summary of functional requirements ..... 8  
Table 3: Skills & Training (50%) ..... 9  
Table 4: Tool & Equipment Requirements (16%) ..... 11  
Table 5: Vehicle Requirements (16%)..... 15  
Table 6: Related experience (18%)..... 17  
Table 7: Contractual Criteria ..... 18

**CONTROLLED DISCLOSURE**

## **1. Introduction**

Previously, contractors were evaluated separately for overhead line construction and cable networks construction. Some of the criteria used to evaluate them were duplicated and at times one or the other requirements were omitted from the tender submissions – resulting in partially unsuccessful tenders. This document aims to combine the two criteria documents and simplify the requirements, with the intention of resulting in more successful tenders.

## **2. Supporting Clauses**

### **2.1 Scope**

This document establishes the technical criteria to be used when evaluating contractors constructing MV and LV overhead and cable networks. Requirements for performing jointing and termination of cables of MV cables are not included in this document.

#### **2.1.1 Purpose**

The purpose of this document is to set out the criteria to be used by evaluators when evaluating contractors for the construction of MV and LV overhead and cable networks. Depending on the scope of the contract certain parts of these requirements may be excluded, e.g. if the contract scope only includes LV work, then the MV requirements in this document become irrelevant and scores allocated accordingly.

#### **2.1.2 Applicability**

This document shall apply throughout Cape Coastal Cluster, Western Cape.

#### **2.1.3 Effective date**

The effective date is the authorisation date.

### **2.2 Normative/Informative References**

Parties using this document shall apply the most recent edition of the documents listed in the following paragraphs.

#### **2.2.1 Normative**

[1] ISO 9001 Quality Management Systems

#### **2.2.2 Informative**

None.

**CONTROLLED DISCLOSURE**

### 2.3 Definitions

Definition	Explanation
Contractual requirements	Requirements that are not tender evaluation criteria but must be met contractually after the evaluation and ranking of tenders.
Functional requirements	Criteria that will be used to evaluate the capacity and capability of the tenderer to provide goods, works or services in accordance with the specifications set out in the tender documents. The indicated minimum threshold must be obtained to be eligible for subsequent evaluation.
LV cable construction work	Cable trenching, Backfilling and compaction, Laying of LV Cables, LV Terminating and Jointing, Installation of ground mounted LV kiosks and metering kiosks.
Mandatory requirements	Criteria or thresholds that a tenderer must meet in order to qualify to be evaluated at the next stage of evaluation process. Failure to comply with these requirements will lead to a tenderer's disqualification.
Minor	Project costs below R 1 m. This will include labour and material costs.
MV cable construction work	Cable trenching, laying of MV cables, backfilling and compaction, installation of miniature substations and ring main units.

### 2.4 Abbreviations

Abbreviation	Explanation
CoC	Certificate of Compliance
DOL	Department of Labour
L&D	Learning & Delivery
LV	Low Voltage
MV	Medium Voltage
PDE	Power Delivery Engineering
QCTO	Quality Council for Trades and Occupations
SAQA	South African Qualifications Authority
SCOT	Steering Committee of Technology
OU	Operating Unit

### 2.5 Roles and Responsibilities

Technology Engineering department is responsible for implementing this document. Commercial department is responsible for ensuring the document is made available to tenderers. The tenderer is responsible for ensuring that they comply with the requirements stated in this document.

### 2.6 Process for Monitoring

The document shall be reviewed as and when required to be in line with the best technological practices and Government's procurement policies.

**CONTROLLED DISCLOSURE**

## 2.7 Related/Supporting Documents

This document supersedes the following documents:

- 559-216399082 Technical Evaluation Criteria for Electrification, Households Connections and Infills for Overhead Networks
- 34-120T Technical Evaluation Criteria for Reticulation Overhead Networks

## 3. Technical Evaluation Criteria for Contractors Constructing MV and LV Overhead and Cable Networks

The following criteria will be used to assess tender submission. The assessment will consist of 3 stages:

Stage 1: Mandatory Criteria

Stage 2: Functional Criteria

Stage 3: Contractual Criteria

Stage 1 criteria must be met before moving on to Stage 2. Each section in Stage 2 criteria must be passed before moving on to Stage 3. Stage 3 criteria must be met before the contract will be awarded.

### 3.1 STAGE 1: MANDATORY CRITERIA

If the below mandatory requirements are not met, the tenderer will be disqualified, and the evaluation will not proceed.

All copies of training certificates and other documentation submitted must be certified by a Commissioner of Oaths, clearly legible and certified not older than three months from the date of tender closing date. The Commissioner's details, with signature and date must be clearly visible.

The mandatory requirements as stated below shall be submitted at tender stage:

**Table 1: Mandatory Requirements**

Requirement	Minimum	Notes
1. Signed declaration letter in the form of Appendix A	1	This declaration letter confirms that all information submitted for this tender is accurate and just
2. Resources Register in the form of Appendix B	1	This register confirms that all resources listed are within the tendering company's employ. Register must be completed and signed by all parties.
3. MV Line construction training certificate	2	Certified copies of training certificates (ELW002 – ELW010 or Electrical Line Mechanic (see note 1) qualification) to be provided. No training certificate will be considered if the individual does not appear on the completed Resource register.

**CONTROLLED DISCLOSURE**

4. LV Line construction training certificate	2	Certified copies of training certificates (ELW011 – ELW012 or Electrical Line Mechanic (see note 1) qualification) to be provided. No training certificate will be considered if the individual does not appear on the completed Resource register.
5. Abridged COC resource	1	Registration card or letter from DoL as a Single-Phase Tester or Installation Electrician or Master Installation Electrician. No registration card or DOL letter will be considered without proof of employment by the tendering company (either by means of a completed Resource register or DOL letter stating the tendering company as well as the resource name.

**Note 1:**

1. Electrical Line Mechanic achieved under SAQA Qual ID 91781 or QCTO, in full or in part, where the part qualification is for MV and LV Power Line Construction Practitioners will be accepted for the MV and/or LV line construction resources
2. MV and LV line construction training ELW002 – ELW012 will be accepted if it is achieved through accredited training offered by the following training providers:
  - a. Accredited Eskom Training Facilities (L&D)
  - b. External accredited service providers as per the National Facilitators database referred in the instruction 34-14T: Validation of Operating / Legislative Certificates for the Cape Coastal Cluster
  - c. QCTO accredited Electrical Line Mechanic providers, or providers of the SAQA accredited training
3. Names and IDs on training certificates provided must correspond with those provided on the Resources Register (Appendix B)

**Note 2:**

1. Submissions that contain suspected fraudulent evidence will be referred to the appropriate forensic departments for further investigation
2. Installation requirements for issuing of Abridged Certificate of Compliance (CoC):

Every electrical installation shall be inspected, tested and a CoC issued to the owner. The supplier shall ensure that a CoC has been issued before connecting the supply. As per the exemption from DOL for the National Electrification Program, electrical supplies that are less than 60A require an abridged version of the CoC and a test report, which may be issued by suitably trained persons, of which the immediate supervisor shall be a registered person. Hence the requirements below:

- Registration for the Registered Single-Phase Tester (Supervisor) and
- The electrical installers to produce training certificates by an Accredited Training Provider for:
  - Earth leakage trip test
  - Polarity test

**CONTROLLED DISCLOSURE**

- o Earth loop impedance tests

### 3.2 STAGE 2: FUNCTIONAL CRITERIA

The following evidence must be submitted at tender stage.

The evidence will be assessed, and scores will be allocated accordingly. No part marks will be allocated.

The requirements consist of four main sections, as listed in table 2 below. To fully pass Stage 2: Functional Criteria, EACH section must be passed – the requirements to pass each section is also stated in the table below.

**Table 2: Summary of functional requirements**

Section no.	Description	Weight	Requirement to PASS section
1	Skills & Training	50%	All minimum quantities must be met and a minimum weighted score of <b>35%</b> achieved
2	Tools & Equipment	16%	A minimum weighted score of <b>13%</b> must be achieved
3	Vehicles	16%	A minimum weighted score of <b>10%</b> must be achieved
4	Related Experience	18%	All minimum quantities must be met and a minimum weighted score of <b>12%</b> achieved

#### 3.2.1 Skills & Training Requirements

Table 3 lists the details of the skills and training requirements that will be evaluated. Training certificates must be submitted for resources listed in the Resource Register (Appendix B). These certificates must be certified by a Commissioner of Oaths within 3 months of the tender closing date.

Note that the minimum quantities must be met and the minimum weighted score must be achieved to pass this section.

**CONTROLLED DISCLOSURE**

**Table 3: Skills & Training (50%)**

Requirement	Evidence	Quantity	Weight
1. MV Line Construction training	Certified copies of training certificates (ELW002 – ELW010 or line mechanic qualification) to be provided	Minimum = 2 Maximum = 6	<b>Total = 14%</b> Minimum = 10% for 2 resources. 1% per additional resource above minimum
2. LV Line Construction training	Certified copies of training certificates (ELW011 – ELW012 or line mechanic qualification) to be provided	Minimum = 2 Maximum = 6	<b>Total = 14%</b> Minimum = 10% for 2 resources. 1% per additional resource above minimum
3. Electrical installer	Certified copies of training certificates from an accredited service provider for:  Earth leakage trip test  Polarity test  Earth loop impedance tests	Minimum = 2 Maximum = 3	<b>Total = 5%</b> Minimum = 4% for 2 resources 1% for an additional resource
4. Split Meter training	Certified copies of training certificates (OTO 06G) OR Smart meter training to be provided	Required = 1	<b>Total = 3%</b>
5. Crane operator training	Certified copies of SAQA accredited assessment according to Unit Standard – Truck Mounted Crane Code C32 (Unit Standard - 242978) with 2 year validation of certificate or F32 to be provided	Minimum = 1 Maximum = 2	<b>Total = 8%</b> 4% per resource
6. Construction regulations training	Certified copies of training certificates to be provided	Minimum 2 Maximum 4	<b>Total = 6%</b> Minimum = 4% 1% per additional resource
<b>MINIMUM QUANTITIES MUST BE MET <u>AND</u> MINIMUM WEIGHTED SCORE TO BE ACHIEVED FOR SKILLS &amp; TRAINING:</b>			<b>35%</b>

**CONTROLLED DISCLOSURE**

### 3.2.2 Tools & Equipment Requirements

Table 4 lists the tools and equipment requirements. The tenderer must be able to demonstrate access to the listed tools and equipment either through ownership or hiring.

The tenderer must submit a **completed and signed** Appendix C, indicating which tools and equipment are owned and which are to be hired. If any tools / equipment is to be hired, a hiring letter must be provided. The following conditions must be met for the hiring letter to be accepted:

- Be from a **recognised** tool hiring company (i.e. letters from other construction companies will not be accepted)
- State the **specific** items to be hired
- Be **signed** by the hiring company representative
- Be **dated** not older than three months from the tender closing date

**CONTROLLED DISCLOSURE**

**Table 4: Tool & Equipment Requirements (16%)**

No	Requirement	Returnable	Weighted score
1	Drilling machine	Tool List (Appendix C) to indicate owned or hired. If hired, a letter from recognised hiring company must be submitted.	<b>Overhead line tools:</b> <b>Total = 12.8%</b>  0.32% per tool / equipment
2	Compactor mechanical/hand		
3	Wood augers hand/electrical/petrol		
4	Conductor MV & LV roll out blocks		
5	Hand line/rope		
6	Multi-meter		
7	Phase rotation tester		
8	Earth resistance tester		
9	Earth leakage tester		
10	Earth loop impedance tester		
11	Polarity tester		
12	Safety tester		
13	Portable earthing gear (working & control)		
14	Earthing stick/Telescopic link stick		
15	Phase Separators		
16	Pulling socks (inner & outer)		
17	Pulling swivel		
18	LV Live Work gloves		
19	Hex Crimper (30 or 100Ton) hydraulic power pack with crimper head and full set of hexagon dies (chickadee (10.98mm) and kingbird (23.84mm))		
20	Crimping Tools 4PI MV		
21	Hex Crimping Tool LV		
22	Conductor wire brush (AL)		

**CONTROLLED DISCLOSURE**

No	Requirement	Returnable	Weighted score		
23	Conductor cutter hydraulic/hand				
24	Thermometer				
25	Dynamometer				
26	Lever /Ratchet hoists				
27	Come alongs (for stay wire & phase conductor)				
28	Come alongs (for LV ABC)				
29	Pulling eye (red devil)				
30	Nylon/Chain slings				
31	Climbing shoes (pairs)				
32	Fibreglass ladders/Bucket				
33	DCP tester				
34	Barricading for trenches and excavations				
35	Road traffic signage				
36	Hand excavation tools				
37	Mechanical excavator (machine)				
38	Compressor (with jackhammers)				
39	General toolbox				
40	Trimble for GPS and Data				
41	Shoring			Tool List (Appendix C) to indicate owned or hired. If hired, a letter from recognised hiring company must be submitted.	<b>Cable networks tools:</b> <b>Total = 3.2%</b>  0.20% per tool / equipment
42	Road crossing Steel plates (with hoisting equipment) – heavy vehicular traffic)				
43	Trench crossing walkways for pedestrians / light vehicular traffic (driveways, etc.)				
44	Tar (asphalt) / concrete road surface cutter (angle grinder)				

**CONTROLLED DISCLOSURE**

No	Requirement	Returnable	Weighted score
45	A.C. (230V) generators (for lighting, bentonite mixing equipment, portable test equipment, etc.)		
46	Submersible water pump		
47	Equipment for punching labels onto Al/Cu plates. Stencils		
48	Cast in situ concrete formwork		
49	Cable trailers (with hydraulic jacks etc.)		
50	Cable winch, dynamometer (pulling strain), jack stands and steel rope		
51	Cable bond pulling and nose pulling (pulling eye / pulling socks) equipment		
52	Cable rollers and skids		
53	Cable corner/guide rollers (sufficient for at least 5 corners)		
54	Equipment for cutting cables		
55	Gas flame/torch equipment (e.g. for heat shrink application)		
56	Cylindrical brushes / close fitting mandrels (110mm and 160mm) to clean pipes before pulling cable		
<b>MINIMUM WEIGHTED SCORE REQUIRED FOR TOOLS &amp; EQUIPMENT:</b>			<b>13%</b>

**Note 1:**

1. The above list does not represent the full extent of tool and equipment required for the execution of the scope of works. The full requirements must be fulfilled at task order award. The tools represent a sub-set of the standard tools required. Specialised tools, e.g. heavy conductor tools, tension stringing gear, footplates, etc. are not included at this stage.
2. It is the responsibility of the tenderer to ensure that tools and equipment are tested and calibrated, where required. These test and / or calibration certificates must be available on request.

**3.2.3 Vehicle Requirements**

Table 5 lists the vehicle requirements. The tenderer must be able to demonstrate access to the listed vehicles either through ownership or hiring.

**CONTROLLED DISCLOSURE**

The tenderer must submit a **completed and signed** Appendix D, indicating which tools and equipment are owned and which are to be hired.

For vehicles indicated as owned, the vehicle registration documents must be provided either in the tendering company's name, the owner of the tendering company or in the name of an employee of the company. If not in the tendering company's name, the employee's position in the company must also be indicated.

If any vehicles are to be hired, a hiring letter must be provided. The following conditions must be met for the hiring letter to be accepted:

- Be from a **recognised** tool hiring company (i.e. letters from other construction companies will not be accepted). An exemption is made for rock drilling equipment. In this case the tenderer must provide a signed, dated agreement letter between themselves and the other Contractor/s, as well as proof of ownership (vehicle registration document) and valid certification
- State the **specific** items to be hired
- Be **signed** by the hiring company representative
- Be **dated** not older than three months from the tender closing date

**CONTROLLED DISCLOSURE**

**Table 5: Vehicle Requirements (16%)**

Requirement	Returnable	Quantity	Weighted score
Bakkies (LDV / Double Cab)	Registration documents in the company name or in the name of the company owner(s)  or Proof that this can be hired from recognised vehicle hiring companies	Minimum = 2 Maximum = 4	<b>Total = 4%</b>  1% each
Truck with Mounted Crane - 3T minimum	Registration document in the company name or in the name of the company owner(s)  (Require vehicle registration details, including evidence that crane is fitted to the specific vehicle, crane size and valid certification.)  or Proof that this can be hired from recognised vehicle hiring companies	Minimum = 1 Maximum = 2	<b>Total = 4%</b>  2% each
Staff transport vehicle	Registration document in the company name or in the name of the company owner(s)  or Proof that this can be hired from recognised vehicle hiring companies	Minimum = 1 Maximum = 2	<b>Total = 4%</b>  2% each
Truck with Rock Drilling Machine (for pole and stay holes) (or standalone rock drilling machine)	Registration document in the company name or in the name of the company owner(s)  or Proof that this can be hired from recognised vehicle hiring companies	Minimum = 1	<b>Total = 2%</b>  2% each

**CONTROLLED DISCLOSURE**

Requirement	Returnable	Quantity	Weighted score
	An exemption is made if the tenderer provides a signed, dated agreement letter between themselves and the other Contractor/s, as well as proof of ownership (vehicle registration document) and valid certification		
TLB [Tractor loader backhoe]	Registration document in the company name or in the name of the company owner(s)  or Proof that this can be hired from recognised vehicle hiring companies	Minimum = 1	<b>Total = 2%</b>  2% each
<b>MINIMUM WEIGHTED SCORE REQUIRED FOR VEHICLES:</b>			<b>10%</b>

**Note 1:**

1. No duplication of resources will be accepted, e.g. between bakkies and staff transport
2. For the crane truck, vehicle registration documents and evidence that a crane is fitted to this vehicle, indicating the crane size and valid certification must be submitted, e.g. a crane test certificate
3. Vehicle license disks only will not suffice as proof of ownership, as it does not show owner details

**3.2.4 Related Experience Requirements**

Table 6 lists the related experience requirements. The tenderer must be able to demonstrate experience in the scope of work covered in this tender.

The tenderer must submit **completed and signed** Appendices E – K and provide supporting documents.

Supporting documents for **projects** that will be accepted must indicate:

- The scope of work of the project
- That the work has been issued, e.g. a task order, purchase order, subcontractor appointment letter, etc.
- That the work was satisfactorily completed, e.g. completion certificate, letter of confirmation for completed works, etc.

In the below table section 1 lists the MV/LV overhead network experience required; section 2 lists the MV/LV cable network experience required.

Projects may be repeated in Appendices if they fulfil multiple categories of work.

**CONTROLLED DISCLOSURE**

**Table 6: Related experience (18%)**

<b>OVERHEAD NETWORK EXPERIENCE REQUIRED</b>			
	<b>Requirement</b>	<b>Quantity</b>	<b>Weighted score</b>
1a	List of previous projects involving MV (overhead), including MV pole mounted transformer (Appendix E)	Minimum = 2 Maximum = 3	<b>Total = 2%</b> 0.67% per project – proof of work being issued and proof of work being completed must be submitted for each project to be accepted
1b	List of previous projects involving LV overhead (Aerial Bundle or bare) and service, household and meter kiosk connection (Appendix F)	Minimum = 2 Maximum = 3	<b>Total = 2%</b> 0.67% per project – proof of work being issued and proof of work being completed must be submitted for each project to be accepted
1c	List of previous projects involving MV auxiliary infrastructure (recloser or regulator or capacitor bank) (Appendix G)	Minimum = 2 Maximum = 3	<b>Total = 2%</b> 0.67% per project – proof of work being issued and proof of work being completed must be submitted for each project to be accepted
1d	List of previous projects involving dismantling of networks (breaking down line infrastructure, removing conductor, structures, poles, etc. and reinstating site (Appendix H)	Minimum = 2 Maximum = 3	<b>Total = 2%</b> 0.67% per project – proof of work being issued and proof of work being completed must be submitted for each project to be accepted
<b>MV/LV CABLE NETWORK EXPERIENCE REQUIRED</b>			
	<b>Requirement</b>	<b>Quantity</b>	<b>Weighted score</b>
2a	List of previous projects involving installation of MV/LV cables. (Appendix I)	Minimum = 3 Maximum = 5	<b>Total 4%</b> 0.8% per project listed with a description of the scope, name and contact number of the project manager. Proof of work being issued and proof of work being completed must be submitted for each project to be accepted
2b	List of previous projects involving installation of Minisubs and RMUs (Appendix J)	Minimum = 3 Maximum = 5	<b>Total 4%</b>

**CONTROLLED DISCLOSURE**

			0.8% per project listed with a description of the scope, name and contact number of the project manager. Proof of work being issued and proof of work being completed must be submitted for each project to be accepted
2c	List of previous projects involving installation of LV ground mounted kiosk, LV jointing and terminations (Appendix K)	Minimum = 3 Maximum = 5	<b>Total 4%</b> 0.8% per project listed with a description of the scope, name and contact number of the project manager. Proof of work being issued and proof of work being completed must be submitted for each project to be accepted
<b>MINIMUM QUANTITIES TO BE ACHIEVED AND MINIMUM WEIGHTED SCORE REQUIRED FOR RELATED EXPERIENCE:</b>			<b>12%</b>

**Note 1:**

1. Work experience gained while performing work either as the principal contractor or as a sub-contractor will be accepted, provided that the scope of work sub-contracted as stated in the sub-contracting agreement includes the specific activities listed in technical evaluation criteria. As proof, the sub-contracting letter/s of the Principal Contractor must be submitted.

**3.3 STAGE 3: CONTRACTUAL CRITERIA**

The below requirements are contractual requirements. These do not need to be submitted at tender stage; however, they are required to be in place and evidence submitted before the contract is awarded.

**Table 7: Contractual Criteria**

<b>Requirement</b>	<b>Minimum</b>	<b>Notes</b>
1. Eskom Distribution Technology (PDE) SCOT website access	1	Valid letter from Eskom confirming access to website
2. Directional moulding contracted skills	1	Submit proof of subcontracting agreement
3. Abridged COC resource	1	Registration letter from Department of Labour as a Single-Phase Tester or Installation Electrician or Master Installation Electrician

**CONTROLLED DISCLOSURE**

4. Letter of Registration as an Electrical Contractor with Department of Labour	1	Must be certified by a commissioner of Oaths, with a signature and date not older than three months from the issue date of this tender.
5. Compliance to Eskom Method Statements	1	Submit Letter of Acknowledgement of Eskom Method Statements (Appendix F). This acknowledgement waives the requirement for the tenderer to write generic safe work procedures.

#### 4. Acceptance

This document has been seen and accepted by:

Full Name and Surname	Designation

#### 5. Revisions

Date	Rev.	Compiler	Remarks
November 2025	1	Monique Decimoa	This document was compiled for the evaluation of contractors constructing MV and LV overhead and cable networks.

#### 6. Development Team

The following people were involved in the development of this document:

- Leon Christiaans
- Jacques Paulse
- Ferdie Julie
- Colin Charles
- Rashaad Buffkins

#### 7. Acknowledgements

N/A

**CONTROLLED DISCLOSURE**

**Appendix A – Declaration Letter**

I ....., in my capacity as Owner / CEO / Director  
of ....., hereby confirm that the information submitted  
for this tender number..... are to best of my knowledge accurate and just.

**Signed at ..... on the ..... of ..... 20.....**

Signature

.....

Print name

.....

**Owner / CEO / Director**

**CONTROLLED DISCLOSURE**

**Appendix B – Resource Register (Duplicate this register template as required)**

No.	Full Name	ID no.	Training courses / modules completed	Employee signature

I hereby declare the above resources are employed at \_\_\_\_\_ (tendering company name) and that they are adequately trained for their indicated role/s.

Signed: \_\_\_\_\_

(Company Rep)

Date: \_\_\_\_\_

Rep Name: \_\_\_\_\_

Tendering Company: \_\_\_\_\_

**CONTROLLED DISCLOSURE**

### Appendix C – Tools & Equipment List

No	Requirement	Tick the appropriate box	
		OWNED	HIRED
1	Drilling machine		
2	Compactor mechanical/hand		
3	Wood augers hand/electrical/petrol		
4	Conductor MV & LV roll out blocks		
5	Hand line/rope		
6	Multi-meter		
7	Phase rotation tester		
8	Earth resistance tester		
9	Earth leakage tester		
10	Earth loop impedance tester		
11	Polarity tester		
12	Safety tester		
13	Portable earthing gear (working & control)		
14	Earthing stick/Telescopic link stick		
15	Phase Separators		
16	Pulling socks (inner & outer)		
17	Pulling swivel		
18	LV Live Work gloves		
19	Hex Crimper (30 or 100Ton) HYDRAULIC POWER PACK WITH CRIMPER HEAD and FULL SET OF HEXAGON DIES (CHICKADEE (10.98MM) AND KINGBIRD (23.84MM))		
20	Crimping Tools 4PI MV		
21	Hex Crimping Tool LV		
22	Conductor wire brush (AL)		
23	Conductor cutter hydraulic/hand		
24	Thermometer		
25	Dynamometer		
26	Lever /Ratchet hoists		
27	Come alongs (for stay wire & phase conductor)		
28	Come alongs (for LV ABC)		

**CONTROLLED DISCLOSURE**

No	Requirement	Tick the appropriate box	
		OWNED	HIRED
29	Pulling eye (red devil)		
30	Nylon/Chain slings		
31	Climbing shoes (pairs)		
32	Fibreglass ladders/Bucket		
33	DCP tester		
34	Barricading for trenches and excavations		
35	Road traffic signage		
36	Hand excavation tools		
37	Mechanical excavator (machine)		
38	Compressor (with jackhammers)		
39	General toolbox		
40	Trimble for GPS and Data		
41	Shoring		
42	Road crossing Steel plates (with hoisting equipment) – heavy vehicular traffic)		
43	Trench crossing walkways for pedestrians / light vehicular traffic (driveways, etc.)		
44	Tar (asphalt) / concrete road surface cutter (angle grinder)		
45	A.C. (230V) generators (for lighting, bentonite mixing equipment, portable test equipment, etc.)		
46	Submersible water pump		
47	Equipment for punching labels onto Al/Cu plates. Stencils		
48	Cast in situ concrete formwork		
49	Cable trailers (with hydraulic jacks etc.)		
50	Cable winch, dynamometer (pulling strain), jack stands and steel rope		
51	Cable bond pulling and nose pulling (pulling eye / pulling socks) equipment		
52	Cable rollers and skids		
53	Cable corner/guide rollers (sufficient for at least 5 corners)		
54	Equipment for cutting cables		
55	Gas flame/torch equipment (e.g. for heat shrink application)		

**CONTROLLED DISCLOSURE**

No	Requirement	Tick the appropriate box	
		OWNED	HIRED
56	Cylindrical brushes / close fitting mandrels (110mm and 160mm) to clean pipes before pulling cable		

DECLARATION: I hereby confirm that the tools list above is a true reflection of the tools owned or hired by my Company.

I will also ensure that all tools will be enough to cater for multiple full teams and tools that require calibration will have valid calibration certificates before the execution of work.

Name: \_\_\_\_\_ (Company Owner)

Signature: \_\_\_\_\_ (Company Owner)

Company Name: \_\_\_\_\_

Date: \_\_\_\_\_

**CONTROLLED DISCLOSURE**

**Appendix D – Vehicles Register**

Vehicle	Owned or Hired		Vehicle registration number	Name of Vehicle Owner	Vehicle Owner's position in company (if not in company's name)	Is Bakkie and Double Cab (Y/N)	Crane load lifting capacity (T)
	O	H					
Bakkie							
Bakkie							
Truck with Crane (3T minimum)							
Truck with Crane (3T minimum)							
Staff transport vehicle							
Staff transport vehicle							
Truck with Rock Drilling Machine (Indicate "Standalone" rock drilling machine for registration if not vehicle mounted)							
TLB							

Name: \_\_\_\_\_

Signature: \_\_\_\_\_

Company Name: \_\_\_\_\_

Date: \_\_\_\_\_

**CONTROLLED DISCLOSURE**

**Appendix E – MV overhead including pole mounted transformer**

No.	Project Name	Project Scope Description	Client Name and contact details	Start and end date

Name: \_\_\_\_\_

Signature: \_\_\_\_\_

Company Name: \_\_\_\_\_

Date: \_\_\_\_\_

**CONTROLLED DISCLOSURE**

When downloaded from the document management system, this document is uncontrolled and the responsibility rests with the user to ensure it is in line with the authorized version on the system. No part of this document may be reproduced in any manner or form by third parties without the written consent of Eskom Holdings SOC Ltd, © copyright Eskom Holdings SOC Ltd, Reg No 2002/015527/30

**Appendix F - LV overhead (Aerial Bundle or bare) and service, household and meter kiosk connection**

No.	Project Name	Project Scope Description	Client Name and contact details	Start and end date

Name: \_\_\_\_\_

Signature: \_\_\_\_\_

Company Name: \_\_\_\_\_

Date: \_\_\_\_\_

**CONTROLLED DISCLOSURE**

**Appendix G – MV auxiliary infrastructure (recloser or regulator or capacitor bank)**

No.	Project Name	Project Scope Description	Client Name and contact details	Start and end date

Name: \_\_\_\_\_

Signature: \_\_\_\_\_

Company Name: \_\_\_\_\_

Date: \_\_\_\_\_

**CONTROLLED DISCLOSURE**

When downloaded from the document management system, this document is uncontrolled and the responsibility rests with the user to ensure it is in line with the authorized version on the system. No part of this document may be reproduced in any manner or form by third parties without the written consent of Eskom Holdings SOC Ltd, © copyright Eskom Holdings SOC Ltd, Reg No 2002/015527/30

**Appendix H – Dismantling of networks (breaking down line infrastructure, removing conductor, structures, poles, etc.) and reinstating site**

No.	Project Name	Project Scope Description	Client Name and contact details	Start and end date

Name: \_\_\_\_\_

Signature: \_\_\_\_\_

Company Name: \_\_\_\_\_

Date: \_\_\_\_\_

**CONTROLLED DISCLOSURE**

**Appendix I – MV/LV cable installation (Trenching, cable laying, backfilling and compaction for MV or LV cables)**

No.	Project Name	Project Scope Description	Client Name and contact details	Start and end date

Name: \_\_\_\_\_

Signature: \_\_\_\_\_

Company Name: \_\_\_\_\_

Date: \_\_\_\_\_

**CONTROLLED DISCLOSURE**

When downloaded from the document management system, this document is uncontrolled and the responsibility rests with the user to ensure it is in line with the authorized version on the system. No part of this document may be reproduced in any manner or form by third parties without the written consent of Eskom Holdings SOC Ltd, © copyright Eskom Holdings SOC Ltd, Reg No 2002/015527/30

**Appendix J – Installation of MV ground mounted equipment (Installation of RMUs or Minisubs)**

No.	Project Name	Project Scope Description	Client Name and contact details	Start and end date

Name: \_\_\_\_\_

Signature: \_\_\_\_\_

Company Name: \_\_\_\_\_

Date: \_\_\_\_\_

**CONTROLLED DISCLOSURE**

When downloaded from the document management system, this document is uncontrolled and the responsibility rests with the user to ensure it is in line with the authorized version on the system. No part of this document may be reproduced in any manner or form by third parties without the written consent of Eskom Holdings SOC Ltd, © copyright Eskom Holdings SOC Ltd, Reg No 2002/015527/30

**Appendix K – Installation of LV ground mounted equipment (kiosk installation, jointing and termination of LV cable)**

No.	Project Name	Project Scope Description	Client Name and contact details	Start and end date

Name: \_\_\_\_\_

Signature: \_\_\_\_\_

Company Name: \_\_\_\_\_

Date: \_\_\_\_\_

**CONTROLLED DISCLOSURE**

## Appendix L – Acknowledgement of Eskom Method Statements

Tender Technical Evaluation Team Leader      **Date:** \_\_\_\_\_

Eskom Holdings SOC Ltd

2 Maxwell Drive

Sunninghill

Sandton

2157

**Enquiries:** Eskom Procurement Officer (Buyer)

Dear Sir / Madam

### RE: ACKNOWLEDGEMENT OF ESKOM METHOD STATEMENTS

This letter serves to confirm that our company acknowledges and will make use of Eskom's method statements, work specifications and standards and will, where required, provide Eskom with written method statements / safe work procedures for the given site's scope of work at tender stage.

Our company acknowledges that the Eskom method statements are minimum guidelines and shall adapt these to suite the project specific requirements

Yours sincerely

**Name:** \_\_\_\_\_ (Company Owner)

**Signature:** \_\_\_\_\_ (Company Owner)

**Company Name:** \_\_\_\_\_

**Date:** \_\_\_\_\_

**CONTROLLED DISCLOSURE**