

ANTENNA BRACKET TO BE INSTALLED ON STRAIGHT SECTION OF RADIO TOWER

MARK B1
APPLICATION VIEW

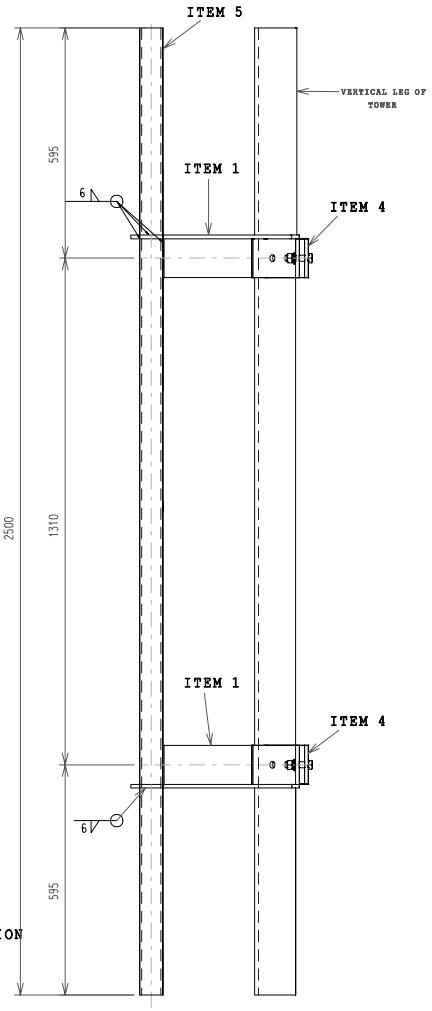

MARK B1
ASSEMBLY
SCALE 1:10



ANTENNA BRACKET TO BE INSTALLED ON SLOPED SECTION OF RADIO TOWER

MARK B2
APPLICATION VIEW
(NOT TO SCALE)

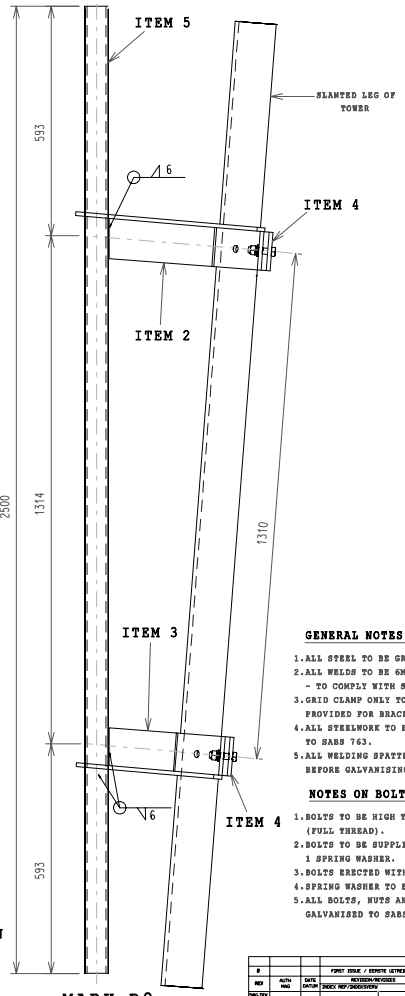

MARK B2
ASSEMBLY

GENERAL NOTES:

1. ALL STEEL TO BE GRADE 300W.
2. ALL WELDS TO BE 6MM CONTINUOUS FILLET WELDS - TO COMPLY WITH SABS 044.
3. GRID CLAMP ONLY TO BE USED WHERE NO HOLES WERE PROVIDED FOR BRACKET.
4. ALL STEELWORK TO BE HOT DIP GALVANISED TO SABS 763.
5. ALL WELDING SPATTER, BURRS ETC. TO BE REMOVED BEFORE GALVANISING TAKE PLACE.

NOTES ON BOLTS:

1. BOLTS TO BE HIGH TENSILE STEEL SET SCREW (FULL THREAD).
2. BOLTS TO BE SUPPLIED WITH 1 NUT, 1 FLAT AND 1 SPRING WASHER. (M16 LENGTH-60)
3. BOLTS ERECTED WITH HEAD TO INSIDE PREFERRED.
4. SPRING WASHER TO BE PLACED UNDER NUT.
5. ALL BOLTS, NUTS AND WASHERS TO BE HOT DIP GALVANISED TO SABS 763.

THIS DRAWING HAS BEEN CHANGED ON A C.A.D. SYSTEM AND ANY AMENDMENT TO THE DRAWING MUST BE EFFECTED ONLY ON THE SAME C.A.D. SYSTEM

REV	AUTH MAG	DATE DATUM	FIRST ISSUE / REMOTE LETTERING REVISION PROGRESS INDEX REF/DESCRIPTION	BY DELM	CHKD NACES	2916 SHEET 1 / 0.53/	REARRANGING DETAILS OF MOUNTING BRACKETS REFERENCE DRAWINGS VERW/SINGSTUKKENGE

DRALTEX REGISTER

CHKD NACES F.VAARNOG 3/98
DRAWN SETCHEN D.S.D. 3/98
SCALE SKAAL 1 : 10

APPROVED G.E.SCHUTTE 3/98
GOEDKEURER

ESKOM

VHF & UHF ANTENNA BRACKET
ASSEMBLY DETAILS OF ANTENNA MOUNTING BRACKETS
MARKED B1 & B2 SHEET 2 OF 2

0.53/2914 REV **0**

SIZE GROOTTE A1L