

	<b>Strategy</b>	<b>Maintenance</b>
---	-----------------	--------------------

**Title:** Tender Technical Evaluation Supply and Delivery of Modules, Converters, Controllers and Power Supplies

**Unique Identifier:** 241-2022565-06

**Alternative Reference Number:**

**Area of Applicability:** Maintenance




**Documentation Type:** Strategy

**Revision:** 1

**Total Pages:** 15

**Next Review Date:** Not applicable

**Disclosure Classification:** **CONTROLLED DISCLOSURE**

Compiled by	Functional Responsibility	Authorised by
		
<b>Ernest Morolong</b> <b>Senior Technician C&amp;I Maintenance</b>	<b>Lerato Sehume</b> <b>C&amp;I Maintenance Manager</b>	<b>Portia Lutumbu</b> <b>Maintenance Group Manager (Acting)</b>
Date: 10/12/2025.....	Date: 11/12/2025.....	Date: 2025/12/12.....

## CONTENTS

	Page
<b>1. INTRODUCTION .....</b>	<b>3</b>
<b>2. SUPPORTING CLAUSES .....</b>	<b>3</b>
2.1 SCOPE .....	3
2.1.1 Purpose .....	3
2.1.2 Applicability.....	3
2.2 NORMATIVE/INFORMATIVE REFERENCES.....	3
2.2.1 Normative .....	3
2.2.2 Informative.....	4
2.3 DEFINITIONS.....	4
2.3.1 Classification .....	4
2.4 ABBREVIATIONS.....	4
2.5 ROLES AND RESPONSIBILITIES.....	4
2.6 PROCESS FOR MONITORING.....	4
2.7 RELATED/SUPPORTING DOCUMENTS.....	5
<b>3. TENDER TECHNICAL EVALUATION STRATEGY.....</b>	<b>5</b>
3.1 TECHNICAL EVALUATION THRESHOLD .....	5
3.2 TET MEMBERS.....	6
3.3 MANDATORY TECHNICAL EVALUATION CRITERIA .....	7
3.4 QUALITATIVE TECHNICAL EVALUATION CRITERIA.....	8
3.5 TET MEMBER RESPONSIBILITIES.....	13
3.7 FORESEEN ACCEPTABLE / UNACCEPTABLE QUALIFICATIONS.....	14
3.7.1 Risks.....	14
3.7.2 Exceptions / Conditions.....	14
<b>4. AUTHORISATION.....</b>	<b>15</b>
<b>5. REVISIONS .....</b>	<b>15</b>
<b>6. DEVELOPMENT TEAM .....</b>	<b>15</b>
<b>7. ACKNOWLEDGEMENTS .....</b>	<b>15</b>

## TABLES

Table 2: Mandatory Technical Evaluation Criteria.....	7
Table 3: Qualitative Technical Evaluation Criteria.....	8
Table 4: TET Member Responsibilities.....	13
Table 5: Acceptable Technical Risks.....	14
Table 6: Unacceptable Technical Risks .....	14
Table 7: Acceptable Technical Exceptions / Conditions.....	14
Table 8: Unacceptable Technical Exceptions / Conditions .....	14

### CONTROLLED DISCLOSURE

When downloaded from the EDMS, this document is uncontrolled and the responsibility rests with the user to ensure it is in line with the authorised version on the system.

## 1. INTRODUCTION

Medupi Power Station is designed to be a highly efficient and effective coal fired power station in supplying power to the South African National Grid. This should be maintained by ensuring that the plant power output is not negatively impacted by unavailability, inefficiency and unreliability of certain plant equipment or components. The power station is designed to allow UCLF capped at 2% and this can be achieved by ensuring that the time spent on maintenance is minimized. One of the ways to minimize the maintenance downtime is availability of necessary equipment or component maintenance spares.

This document provides an overview of Eskom technical criteria to be used when evaluating the tender submissions for **Supply and Delivery of Modules, Converters, Controllers and Power Supplies** at Medupi Power Station for the period of three (3) years. The document provides annexures developed to address various aspects required to perform technical evaluations.

## 2. SUPPORTING CLAUSES

### 2.1 SCOPE

This document contains the technical evaluation criteria and associated documents relating to a commercial enquiry for the technical evaluation of the **Supply and Delivery of Modules, Converters, Controllers and Power Supplies contract**.

The technical evaluation team members are listed and appointed in this document along with their responsibilities.

The technical evaluation requirements consist of the following criteria:

Mandatory Evaluation Criteria

Qualitative Evaluation Criteria

Once the Technical Evaluation Strategy is authorised no changes will be made to the evaluation criteria without appropriate authorisation.

#### 2.1.1 Purpose

The purpose of this tender technical evaluation strategy is to define the Mandatory Evaluation Criteria, Qualitative Evaluation Criteria and TET member responsibilities for tender technical evaluation. The technical evaluation strategy serves as basis for the tender technical evaluation process.

#### 2.1.2 Applicability

This document shall apply to Medupi Power Station **Supply and Delivery of Modules, Converters, Controllers and Power Supplies contract**.

## 2.2 NORMATIVE/INFORMATIVE REFERENCES

Parties using this document shall apply the most recent edition of the documents listed in the following paragraphs.

### 2.2.1 Normative

[1] 240-48929482: Tender Technical Evaluation Procedure

### CONTROLLED DISCLOSURE

When downloaded from the EDMS, this document is uncontrolled and the responsibility rests with the user to ensure it is in line with the authorised version on the system.

[2] 32-1034: Eskom Procurement Policy

### 2.2.2 Informative

[1] ISO 9001: Quality management systems

[2] ISO 14001: Environmental Management systems

[3] 474-59: Internal Audit Procedure

## 2.3 DEFINITIONS

Definition	Description
Enquiry	A competitive or non-competitive request for information, interest, quotations or proposals made to a supplier, a group of suppliers or the market at large.
Local	Within the borders of the Republic of South Africa
Tender	A tender refers to an open or closed competitive request for quotations / prices against a clearly defined scope / specification.

### 2.3.1 Classification

**Controlled Disclosure:** Controlled Disclosure to external parties (either enforced by law, or discretionary).

## 2.4 ABBREVIATIONS

Abbreviation	Description
C&I	Control and Instrumentation.
NEC3	New Engineering Contract
OEM	Original Equipment Manufacturer
PD	Order On Request (As and When required)
QC	Quality Control
RF	Refurbishment of items
SHE	Safety Health and Environmental
SHEQ	Safety Health Environmental and Quality
SOW	Scope of Work.
V1	Re-Order Point for Non-Repairable Material (Normal)
VB	Manual Re-Order Point Planning (RF)
TET	Technical Evaluation Team

## 2.5 ROLES AND RESPONSIBILITIES

As per 240-48929482: Tender Technical Evaluation Procedure

## 2.6 PROCESS FOR MONITORING

This procedure shall be monitored by 474-59: Internal Audit Procedure

### **CONTROLLED DISCLOSURE**

When downloaded from the EDMS, this document is uncontrolled and the responsibility rests with the user to ensure it is in line with the authorised version on the system.

**2.7 RELATED/SUPPORTING DOCUMENTS**

Tender Technical Evaluation Scoring Form

**3. TENDER TECHNICAL EVALUATION STRATEGY**

**3.1 TECHNICAL EVALUATION THRESHOLD**

The section details the methodology to be employed by Eskom in scoring the “Technical” category of the tender evaluation. This evaluation exercise is performed by the appointed Eskom TET.

The evaluation of the tenders will be based on the tenderer’s ability to meet the technical requirements. The evaluation consists of mandatory criteria and qualitative criteria. Results of mandatory evaluation will be “compliant “or “non-compliant”

The qualitative evaluation shall apply a weighted score card approach to evaluate the tenders against the specifications and employer’s requirement. The score card below will be used.

**Table 1: Qualitative Evaluation Criteria Scoring Table**

Score	Weigh score%	DESCRIPTION
5	100	<b>COMPLIANT</b> <ul style="list-style-type: none"> <li>• Meet technical requirement(s) AND</li> <li>• No foreseen technical risk(s) in meeting technical requirements.</li> </ul>
4	80	<b>COMPLIANT WITH ASSOCIATED QUALIFICATIONS</b> <ul style="list-style-type: none"> <li>• Meet technical requirement(s) with;</li> <li>• Acceptable technical risk(s) AND/OR</li> <li>• Acceptable exceptions AND/OR</li> <li>• Acceptable conditions.</li> </ul>
2	40	<b>NON-COMPLIANT</b> <ul style="list-style-type: none"> <li>• Does not meet technical requirement(s) AND/OR.</li> <li>• Unacceptable technical risk(s) AND/OR.</li> <li>• Unacceptable exceptions AND/OR.</li> <li>• Unacceptable conditions</li> </ul>
0	0	<b>TOTALLY DEFICIENT OR NON-RESPONSIVE</b>

The minimum weighted final score (threshold) required for a tender to be considered from a technical perspective is 70%.

**CONTROLLED DISCLOSURE**

### 3.2 TET MEMBERS

Table 2: TET Members

TET number	TET Member Name	Designation
TET 1	Nontuthuko Nhlengethwa	System Engineer
TET 2	Tumelo Chauke	Senior Supervisor C&I Maintenance
TET 3	Thys Britz	Senior Supervisor C&I Maintenance
TET 4	Ofhani Musekwa	Senior Advisor Technical Support

**CONTROLLED DISCLOSURE**

When downloaded from the EDMS, this document is uncontrolled and the responsibility rests with the user to ensure it is in line with the authorised version on the system.

### 3.3 MANDATORY TECHNICAL EVALUATION CRITERIA

**Table 1: Mandatory Technical Evaluation Criteria**

<b>Mandatory Technical Evaluation Criteria</b>	<b>Reference to Technical Specification / Tender Returnable</b>	<b>Motivation &amp; Comments</b>
<p>1. <b>Detailed technical methodology and plan</b></p>	<p>The contractor must provide a detailed technical methodology and plan for the provision of all spare parts. This plan must demonstrate a clear understanding of the specific equipment and outline how the contractor will ensure the quality and authenticity of all parts supplied. The contractor must also submit a comprehensive Bill of Materials (BOM) with their bid, including a detailed schedule of firm lead times for each part.</p>	<p>Clear Technical Data Sheets                      Realistic Lead Times                      How Parts are sourced                      History of supply advantageous</p>

### 3.4 QUALITATIVE TECHNICAL EVALUATION CRITERIA

**Table 2: Qualitative Technical Evaluation Criteria**

Technical Evaluation Criteria			TET 1	File	Guideline / Notes
Technical Criteria Description		Sub-criteria weighting (%)	Evaluation Scores	reference for the score	
<b>1. Compliance to Eskom Specification</b>	<b>Weighting =</b>	<b>35%</b>	<b>0</b>		
<i>General measure in line with the product specification</i>					
1.1	Provide a Supply and Delivery of Modules, Converters, Controllers and Power Supplies service to the Employer in accordance with 241-20221081 Medupi Power Station Scope of Work for Supply and Delivery of Modules, Converters, Controllers and Power Supplies.	100%			Scoring: 5 - Product Information Sheet, Performance Guarantee, Spares Supply lead times with schedule 4 - Excluding one from the following: Product Information Sheet, Performance Guarantee, Spares Supply lead times with schedule 2 - Excluding two from the following: Product Information Sheet, Performance Guarantee, Spares Supply lead times with schedule 0 - None of the following: Product Information Sheet, Performance Guarantee, Spares Supply lead times with schedule
<b>Compliance to Eskom Specification Score:</b>			<b>0</b>		
<b>2. Previous Experience</b>	<b>Weighting =</b>	<b>15%</b>	<b>0</b>		
<i>Reference list of Purchase/Task Orders completed of previous similar work.</i>					

2.1	The tenderer has experience in Supply and Delivery of Modules, Converters, Controllers and Power Supplies. Proof of 3 to 5 years equivalent to be provided. A reference list with at least 3 completed Purchase/Task Orders to be provided.	100%			<p>5 - A reference list with 3 or more completed Supply and Delivery of Modules, Converters, Controllers and Power Supplies Contract/Task Orders to be provided with min 3 years relevant experience</p> <p>4 - A reference list with 2 completed Supply and Delivery of Modules, Converters, Controllers and Power Supplies Contract/Task Orders provided with min 3 years relevant experience</p> <p>2 - A reference list with 1 completed Supply and Delivery of Modules, Converters, Controllers and Power Supplies Contract/Task Orders provided.</p> <p>0 - No reference of completed Supply and Delivery of Modules, Converters, Controllers and Power Supplies Contract/Task Orders provided.</p>
<b>Previous Experience Score:</b>			<b>0</b>		
<b>3. Parts Sourcing and Key Personnel</b>	<b>Weighting =</b>	<b>20%</b>	<b>0</b>		
<i>Key machinery and resources containing resource plan per area</i>					
3.1		100%			

	<p>The contractor's capacity to reliably source and deliver the required spares. The availability of Key Personnel to ensure that correct parts are sourced and provided.</p>				<p>5 - The contractor demonstrates a clear and repeatable process for receiving orders, sourcing genuine parts from the OEM, and managing the delivery to the Employer. They provide a documented workflow that minimizes the risk of errors and delays.</p> <p>4 - The contractor describes a functional process for sourcing and delivering parts. The workflow is generally sound but may lack some detail, indicating it's a standard procedure rather than a highly optimized one.</p> <p>2 - The contractor provides a basic overview of their process, but it's not well-documented or clearly defined. This suggests the process may be ad-hoc and could be prone to inconsistencies.</p> <p>0 - The contractor fails to provide a clear description of their process for sourcing and delivering parts, indicating they do not have a reliable method for fulfilling the contract.</p>
<b>Parts Sourcing and Key Personnel:</b>			<b>0</b>		
<b>4. Relationship with OEM/Accredited Suppliers</b>	<b>Weighting =</b>	<b>10%</b>	<b>0</b>		
<i>Insourcing and Outsourcing</i>					

4.1	The tenderer's relationship with the Original Equipment Manufacturer (OEM) or other accredited suppliers.	100%			<p>5 - The contractor provides a formal OEM commitment letter or a valid certificate of partnership / accreditation. This letter explicitly confirms their ability to provide genuine parts and authorized services for the specific equipment mentioned in the tender.</p> <p>4 - The contractor provides a formal letter from a local, authorized distributor or certified service partner of the OEM. This letter demonstrates a direct and official channel for obtaining genuine parts and services.</p> <p>2 - The contractor provides a generic statement of their ability to source parts but lacks specific details or proof of a reliable supply chain.</p> <p>0 - The contractor provides no information or an unclear plan for sourcing genuine parts and services.</p>
<b>Relationship with OEM/Accredited Suppliers</b>			<b>0</b>		
<b>5. Technical Quality Assurance</b>	<b>Weighting =</b>	<b>20%</b>	<b>0</b>		
<i>Quality Assurance</i>					

5.1	The service provider must demonstrate the capability to manage the logistics and quality control necessary for delivering C&I spares.	100%		<p>5 - The contractor has a complete and verified process for managing the quality and integrity of C&amp;I spares. This includes detailed procedures for specialized warehousing, secure packaging to prevent damage, and a robust system for tracking each item from receipt to delivery.</p> <p>4 - The contractor offers a general process for spares management that covers the essentials. However, it may lack specific details on certain quality checks or a fully integrated tracking system, showing some gaps in the overall plan.</p> <p>2 - The contractor has a basic understanding of spares delivery but lacks a defined, verifiable process. They offer only a partial or unverified plan for handling these critical components, which presents some risk.</p> <p>0 - The contractor has no documented process or plan for the specialized handling, storage, and tracking required for C&amp;I spares. This indicates a high risk of material damage, loss, or incorrect delivery.</p>
<b>Technical Quality Assurance:</b>			<b>0</b>	
<b>Final score for TET:</b>			<b>0</b>	<b>0%</b>

### 3.5 TET MEMBER RESPONSIBILITIES

**Table 3: TET Member Responsibilities**

<b>Mandatory Criteria Number</b>	<b>TET 1</b>	<b>TET 2</b>	<b>TET 3</b>	<b>TET 4</b>
<b>1. OEM Letters</b>	X	X	X	X
<b>Qualitative Criteria Number</b>	<b>TET 1</b>	<b>TET 2</b>	<b>TET 3</b>	<b>TET 4</b>
<b>1. Compliance to Eskom Specification</b>	X	X	X	X
<b>2. Previous Experience</b>	X	X	X	X
<b>3. Parts Sourcing and Key Personnel</b>	X	X	X	X
<b>4. Relationship with OEM/Accredited Suppliers</b>	X	X	X	X
<b>5. Technical Quality Assurance:</b>	X	X	X	X

**CONTROLLED DISCLOSURE**

When downloaded from the EDMS, this document is uncontrolled and the responsibility rests with the user to ensure it is in line with the authorised version on the system.

### 3.7 FORESEEN ACCEPTABLE / UNACCEPTABLE QUALIFICATIONS

#### 3.7.1 Risks

**Table 4: Acceptable Technical Risks**

Risk	Description
1.	Deviation from equipment if a technical equivalency is available without modification to the running plant.
2.	

**Table 5: Unacceptable Technical Risks**

Risk	Description
1.	<b>No letter of confirmation of supply from original equipment manufacturer or approved local supplier for spares that requires letters as per BOM</b>
2.	

#### 3.7.2 Exceptions / Conditions

**Table 6: Acceptable Technical Exceptions / Conditions**

Risk	Description
1.	Supplier/Tenderer that are non-OEM's
2.	Signed letters from OEM's/Approved local supplier by OEM to non-OEM's Supplier/Tenderer.

**Table 7: Unacceptable Technical Exceptions / Conditions**

Risk	Description
1.	Supplier/Tenderer does not meet all mandatory criteria
2.	

#### 4. AUTHORISATION

This document has been seen and accepted by:

Name	Designation
Ernest Morolong	Senior Technician C&I Maintenance
Thys Britz	Senior Supervisor C&I Maintenance
Lerato Sehume	Manager C&I Maintenance
Neo Nemulalate	Engineer C&I Engineering
Nontuthuko Nhlengethwa	Engineer C&I Engineering
Letago Manyelo	Manager C&I Engineering
Lucky Mmadihlaba	Senior Advisor Engineering

#### 5. REVISIONS

Date	Rev.	Compiler	Remarks
May 2025	0	Ernest Morolong	Original document

#### 6. DEVELOPMENT TEAM

The following people were involved in the development of this document:

Ernest Morolong

Lerato Sehume

Thys Britz

#### 7. ACKNOWLEDGEMENTS

None

#### **CONTROLLED DISCLOSURE**

When downloaded from the EDMS, this document is uncontrolled and the responsibility rests with the user to ensure it is in line with the authorised version on the system.