

















LEGEND

-  FIRE SIGNAGE
-  FIRE HOSE REEL
-  FIRE HYDRANT
-  FIRE EXTINGUISHER
-  BOOSTER CONNECTION
-  NON RETURN VALVE
-  Ø110 FIRE WATER PIPE
-  DOMESTIC WATER
-  ASSEMBLY POINT
-  TRAVEL DIRECTION
-  MCP MANUAL CALL POINT
-  S/S STROBE/SOUNDER
-  HVACR HVAC RELAY
-  FP FIRE PANEL
-  SD SMOKE DETECTOR
-  IRFD INFRA RED FLAME DETECTOR

- FIRE NOTES:**
- SEE STANDARD SPECIFICATIONS FOR EQUIPMENT DETAILS
 ALL EXTRA FIRE NOTES AS PER RATIONAL FIRE DESIGN
 ALL OTHER WORK AS PER EXISTING APPROVED DRAWINGS
- GENERAL FIRE NOTES:**
- FIRE HOSE REEL:**
HOSE REEL TO BE INSTALLED SECURELY TO POSITIONS AS INDICATED, TO BE FED BY 25MM DIAMETER PIPE AND TO BE INSTALLED IN ACCORDANCE WITH SANS 543 AND 4.34.
 - PORTABLE FIRE EXTINGUISHERS:**
5KG DRY CHEMICAL POWDER FIRE EXTINGUISHERS TO BE INSTALLED AS PER PLAN AND 4.5KG DRY CHEMICAL POWDER TO BE INSTALLED AS PER PLAN, SECURELY TO PURPOSE MADE BOARDS OR FRAMES, ALL FIRE EXTINGUISHERS TO BE INSTALLED IN ACCORDANCE WITH SANS 0102 AND 4.37.
FIRE CABINETS ARE REQUIRED FOR ALL EXPOSED FIRE EXTINGUISHERS. POLYCARBONATE FOR INTERNALLY PLACED UNITS, AND STEEL FOR EXTERNALLY PLACED UNITS.
SEE ME-E-010502 & ME-E-010503
EQUIPMENT PLACED INSIDE CUPBOARDS DO NOT REQUIRE FIRE CABINETS.
IN GENERAL FIRE EXTINGUISHERS ARE PREFERRED BELOW HOSE REELS.
 - FIRE EXITS:**
ESCAPE DOORS TO BE IN A PROMINENT POSITIONS AS INDICATED ON PLAN, TIMBER FRAMED, LEDGED AND BATTENED DOORS TO ALL EXTERNAL PARTS OF BUILDING ESCAPE DOORS MAY ONLY BE FITTED WITH APPROVED LOCKING DEVICES (NO KEYS).
 - SIGNAGE:**
ALL FIRE FIGHTING EQUIPMENT AND FIRE EXITS TO BE CLEARLY MARKED WITH PHOTOLUMINESCENT SYMBOLIC SIGNAGE, AND BE SECURELY MOUNTED WITH SUITABLE FIXING METHODS (NO ADHESIVES) TO BE INSTALLED IN ACCORDANCE WITH SANS 1186.
 - ALL WORK TO COMPLY AND TO BE CARRIED OUT TO SANS 10400 OF 2011- AND AS PER RATIONAL DESIGN.
 - BUILDING AND PROPERTY TO COMPLY WITH SANS 10400 4.55.
 - ALL STRUCTURAL ELEMENTS AND COMPONENTS TO COMPLY TO SANS 10400 4.7.
 - FIRE HYDRANT TO COMPLY TO SANS 10400 AND PIPE WORK TO COMPLY TO SANS 10400 PART W.
 - ALL FIRE WATER RETICULATION TO BE TESTED BY THE FIRE DEPARTMENT AND WATER DEPARTMENT.
 - VENTILATION TO COMPLY TO SANS 0428.
 - INSULATION TO COMPLY TO 4.42 OR AS PER RATIONAL DESIGN.
 - FIRE DOORS TO COMPLY WITH SANS 1253.
 - SMOKE DETECTION TO COMPLY WITH SANS 0139.
 - EMERGENCY LIGHTING TO COMPLY TO SANS 4.30.
 - MIN 4M WIDE ACCESS FOR FIRE DEPT.
 - FLOOR COVERING TO COMPLY WITH SANS 4.14 AND TO BE CLASS 3 OR LOWER.
 - WALL COVERINGS TO COMPLY WITH SANS 4.15 AND TO BE CLASS 3 OR LOWER.
- PLEASE NOTE:**
- ALL RED INDICATED WALLS ARE TO BE FIRE WALLS.
 ALL SIZES OF PIPING SHOWN ARE INTERNAL DIAMETER SIZES

MECHANICAL ENGINEER

P.O. BOX 678
 Midstream estates
 Centurion
 1629
 Tel. (012) 665 1339
 info@hdmeng.co.za
 Fax. 086 224 9021
 www.hdmeng.co.za

ASSOCIATED REFERENCE DRAWING

FIELD	DESCRIPTION	DRAWING NUMBER	REV.	DATE

SIGNATURE:		DATE	SHEET SIZE
DESIGNED	S.M	1629	A1
DRAWN	CM		SCALE
VERIFIED	S.M		STATUS LEGEND:
VALIDATED	S.M		* INFORMATION ** FOR MEASURE † TENDER ‡ CONSTRUCTION †† AS BUILT ‡‡ FOR APPROVAL

CLIENT:

PROJECT:
SABS EAST LONDON

DRAWING TITLE:
BUILDING A SMOKE EXTRACTION LAYOUT

PROJECT NUMBER	DISCIPLINE	DRAWING NUMBER	STATUS	REVISION
1134	MECHANICAL	ME-SE-001	I	A

SIGNAGE LEGEND:

400mm x 400mm Photo-Luminescent Sign, White Background with Red Standard Type Lettering 15mm High

ALL SIGNS TO BE 190mm X 190mm PHOTO - LUMINESCENT, WITH WHITE BACK GROUND

DOUBLE SIDED:

