



Health Office Park
Private Bag X 2068
MMABATHO
2735

SUPPLY CHAIN MANAGEMENT

Tel: +27 (18) 391 4443
Email:
RMogolegang@nwpg.gov.za

RE-ADVERT :INVITATION TO BID: NWDOH 01/2024: APPOINTMENT OF SERVICE PROVIDER FOR THE SPECIALISED VEHICLES OF A FULL MAINTENANCE LEASE (FML), FLEET SUPPORT AND MANAGED MAINTENANCE FOR A PERIOD OF FOUR (04) YEARS FOR THE NORTH WEST DEPARTMENT OF HEALTH (PHASE 1)

Open bids are hereby invited for appointment of service provider for the specialised vehicles of a Full Maintenance Lease (FML), fleet support and managed maintenance for a period of four (04) years for the North West Department of Health (Phase 1)

The conditions contained in the Preferential Procurement Policy Framework Act and 2022 PPPFA Regulations, National Treasury Implementation Guide: Preferential Procurement Regulations 2022, the General Conditions of Contract (GCC) and/ NEC 3 Engineering & Construction Contract, i.e. Annexure "A" and the attached bid forms, as well as any other conditions accompanying this invitation, are applicable.

1. The work procedure the bidder proposes to follow in order to obtain the required result must be clearly outlined and its terms may not conflict with those contained in the General Conditions of Contract.
2. All the documents accompanying this invitation to bid must be completed in detail where applicable, and together with all documentation required in considering the bid, be sealed in an envelope and be deposited in the bid box before the closing date and time.
3. The proposals in a sealed envelope and marked with the Bid Number , Company Name, Closing Date and Closing Time should be deposited in the Bid Box situated at the entrance of the **Department of Health North West, New Office Park Building, Ground floor, Corner First Street and Sekame, Mmabatho [Behind the Crossing Mall]. No correspondence will be entered into regarding non-submission/attachment of required documents after bid closure. Failure to submit all the required documents will render your bid non-responsive**
4. Duly completed and signed original bid documents issued by the Department should be sealed in an envelope marked:

Bid number : NWDOH 01/2024

Company Name :

Closing date : 09 MAY 2024

Closing time : 11H00

Technical enquiries : Mr L. Masu 066 283 4070 / LMasu@nwpg.gov.za

: Mr B. Redlinhys 082 335 6034 / BRedlinhys@nwpg.gov.za

No telegraphic or facsimile bids will be considered.

5. In terms of the PFMA Treasury Regulations 2005;-

A. **Regulation 16A9. 1 [e] and [f]** the Accounting Officer of the Department may-

- i. Reject a proposal for the award of a contract if the recommended bidder has committed a corrupt or fraudulent act in competing for the particular contract, or
- ii. Cancel a contract awarded to a supplier of goods or services
 - If the supplier committed any corrupt or fraudulent act during the bidding process or the execution of that contract, or
 - If any official or other role-player committed any corrupt or fraudulent act during the bidding process or the execution of that contract that benefitted that supplier.

B. **Regulation 16A9.2 [a] and [b]** the accounting officer or accounting authority-

- i. May disregard the bid of any bidder if that bidder, or any of its directors-
 - Have abused the institution's supply chain management system
 - Have committed fraud or any other improper conduct in relation to such system.

C. Bidders may NOT buy gifts for or ask for cell phone numbers from Bid Committee Members or contract managers during briefing sessions, evaluation and adjudication of bids. In terms of the **NATIONAL TREASURY MINUTE3/3/3/2/10 DATED 23 APRIL 2006-CODE OF CONDUCT FOR BID ADJUDICATION COMMITTEES** governing the Conduct of all Bid Committees, Stakeholders and SCM Practitioners involved in the SCM processes:-

- i. Bid information and documentation are confidential
- ii. No unauthorized communication should be made with a bidder/contractor by any member, stakeholder or SCM Practitioner prior to or after any meeting during the evaluation and adjudication of bids

D. IN TERMS OF THE NATIONAL TREASURY SCM PRACTICE NOTE NUMBER: SCM 4 OF 2003; CODE OF CONDUCT FOR SUPPLY CHAIN MANAGEMENT PRACTITIONERS -

“6.5. No person should:-

“6.5.1 Interfere with the supply chain management system of an Institution

“6.5.2 Amend or tamper with any bid after its submission

6. Bidders should ensure that all the relevant documentation required in considering bids are submitted. **Failure to submit all the required documents may render your bid non-responsive**
7. The Department will not be held responsible for missing or duplicated documents. **Bidders are required to sign, number sequentially and initial on each page of the bidding documents. Bid documents must be binded.**
8. It is the ultimate responsibility of every bidder to ensure that his/her bid is duly deposited in the Bid Box situated at the entrance of the Department of Health North West, New Office Park Building, Ground floor, Corner First Street and Sekame, Mmabatho on time before the closing date and time. **The Department of Health shall not be held responsible for any couriered bid documents that do not reach the Bid Box by the Closing date and time. – Couriered documents must be deposited in the bid box by Couriers before the closing date and time .No correspondence will be entered into regarding late bids and couriered documents that were not deposited in the bid box by the bid closing date and time.**
9. The Department of Health reserves the right to award any bid in whole or in part and the Department **does not bind itself to accept the lowest or any bid in whole and price alone is not a determining factor.**
10. National Treasury has per Circular no 3 OF 2015/2016 given instructions to all PFMA Institutions that with effect from 01 April 2016, no quotation or bid may be awarded to any supplier who is not registered as a Prospective Supplier on the National Treasury Central Service Provider Database [CSD]]. If you are not registered proceed to complete the registration of your company prior to submitting your bid. Refer to <https://secure.csd.gov.za/> to register your company. Ensure that all documentation on the database are updated and valid. Bidders should further note that the Central Supplier Database (CSD) will be utilized to confirm compliance to tax and other related matters. It is therefore the bidder's responsibility to ensure compliance in all respects.

11. For more information please contact the following:

ADMINISTRATION ENQUIRES:

- Ms R. Mogolegang 018 391 4443/ RMogolegang@nwpg.gov.za

TECHNICAL ENQUIRIES:

1. Mr L. Masu 066 283 4070 / LMasu@nwpg.gov.za
2. Mr B. Redlinhys 082 335 6034 / BRedlinhys@nwpg.gov.za

Potential bidder(s) must reduce all telephonic enquiries to writing and send them to the above email addresses.

12. CONDITIONS TO BID

This bid is issued under the condition that the bidder should at any stage during production or execution or on completion of the bid be subject to inspection. The premises of the bidder or contractor shall be open, at all reasonable hours, for inspection by the representative of the Department of Health or organization acting on behalf of the State. The bidder shall provide, if required, all required facilities for inspections, tests and analysis of the land available, apparatus which may be required for the purpose of such inspection, tests and analysis free of charge unless otherwise specified. The bidder also agrees that the financial standing of the bidder may be examined as part of the inspection

13. RISK ANALYSIS

A risk analysis as per applicable legislation and prescripts shall be used to establish the competency and ability of the successful bidder for the project

14. BID CONDITIONS

- a) Late bids will not be considered. Please note that bids are late if they are received at the address given in the bid document after the bid closing date and time.
- b) Bids will be valid for a period of 90 days.
- c) All bid prices must be quoted in South African currency and must be VAT inclusive.
- d) All the Relevant Forms attached to this bid document must be completed and signed in black ink where applicable by a duly authorized official. Use of tippex and pencil in the bid document are not allowed. Where cancellation has been made, bidders should endorse with a signatures

15. BID ADMINISTRATION DOCUMENTS TO BE SUBMITTED BY ALL BIDDERS:

National Treasury has per **PFMA SCM INSTRUCTION NO.9 OF 2022/2023 MANDOTRY UTILISATION OF THE E-TENDER PORTAL FOR PUBLICATION OF BID OPPORTUNITIES, BID AWARDS AND ANY BID RELATED NOTIFICATIONS DATED 13 OCT 2022** prescribed the mandatory advertisement of bids on the e-tender Publication Portal by all departments. Constitutional institutions and public entities listed In Schedules 2 and 3 to the Public Finance Management Act (PFMA). 1999 (Act No.1 of 1999), hereafter referred to as PFMA compliant institutions. This application is aimed at ensuring that all potential service providers have easy access to advertised bids and are provided with an opportunity to supply PFMA compliant institutions with goods and services, as they may require. With effect from 1 Nov 2022, all PFMA compliant institutions must submit the following information to the relevant treasury's e-Tender Publication Administrator in support its advertisement:

- a) Bid description;
- b) Bid number;
- c) Name of the PFMA compliant institution;
- d) The place where the bid is required;
- e) The closing date and time of the bid;
- f) The PFMA compliant institution's contact details (postal and physical address, Telephone number, etc.);
- g) The place where bids can be collected;
- h) The place where bids should be delivered; and
- i) The bid document, that is,
 - Invitation to Bid-which explains the bid administration requirements and the evaluation criteria, to be complied with by all bidders.
 - SBD Forms Prescribed by National Treasury- to be completed by all Bidders without exception
 - Technical Bid Specifications/Terms of Reference or Bill of Quantities requirements - depending on the technical nature of the bid.

16. BID ADMINISTRATIVE REQUIREMENTS/CRITERIA TO BE USED IN EVALUATING A BID

The National Treasury Supply Chain Management Circular Ref 3/4/3/2/10 dated 10 May 2005: Page 2 Paragraph 1 stipulates that "Bids may only be evaluated in accordance with the evaluation Criteria stipulated in the bid documentation"

All the under-mentioned documentation /criteria required to evaluate this bid must be sealed in an envelope and be deposited in the bid box before the closing date and time.

ALL BIDDERS ARE REQUIRED TO ENSURE THAT THE FOLLOWING DOCUMENTS ARE ATTACHED:-

- (a) Original, fully completed and signed applicable SBD Bid Documents and Preference Claim Forms in terms of the Preferential Procurements Regulations and National Treasury SCM prescripts. **NB. All Bidders are required to fully complete the SBD forms (SBD form 1, 4, 6.1,) as required by the National Treasury PFMA prescripts and the PPPFA**

Regulations AND to fully complete all other forms as required by the specification, without fail.

- (b) Copies of Identity Documents of the Directors / Main Shareholders of the company.
- (c) Valid Tax Clearance Certificate/ Tax Compliance Status PIN or CSD Report- The Department will also verify the tax compliance status of bidder
- (d) **Only Bidders who collect bid documentation from the Health Department must attach a General Revenue Receipt of Two Hundred Rand (R200-00). Original or Copy of stamped Bank Deposit slip or Electronic Transfer printout or Departmental Revenue Receipt reflecting the name of the Bidder and Bid Number –Bidders are encouraged to download the bid documentation from the E-Tender (For free)**

Bank Name : FNB
Account Name : NW Health
Account holder : NWPG
Branch code : 250655
Account number : 62811730747

- (e) Copy of Company Registration Certificate from the Registrar of Companies of all Parties indicating the names of directors or main shareholders of the company. **NB The old Company Registration certificates issued in terms of the repealed 1973 Companies Act which do not show the company Directors 'names are not acceptable. All bidders are required to submit the updated Company Registration Certificates issued by the Registrar of Companies in terms of the 2008 Companies Act, that is, a complete certificates which indicate the names of all Directors or main shareholders of the Company.**
- (f) Bidders are required to submit a copy valid B-BBEE Status level Verification Certificate, together with their bids, to substantiate their B-BBEE rating claims.
An EME is required to submit a sworn affidavit confirming their annual total revenue of R10 MILLION or less
- (g) Bidders who do not submit B-BBEE Status level Verification Certificates , a sworn affidavit or are non-compliant contributors to B-BBEE do not qualify for preference points for B-BBEE but shall not be disqualified from the bidding process , but will score points out of price only and zero [0] points out of B-BBEE.

(h) **In the case of joint venture (JV) or Consortium the following documents must be attached to the Bid documents:-**

- Valid Tax Clearance Certificate pin of all Partners- / Tax Compliance Status PIN or CSD report- The Department will also verify the tax compliance status of bidder
 - Copies of Identity Documents of all Directors / Main Shareholders of the company to a Joint Venture.
 - Joint venture agreement duly signed by all parties
 - A certificate or agreement regarding shareholder -ship of members
 - Copies of Company Registration Certificates from the Registrar of Companies of all Parties to a Joint Venture indicating the names of directors or main shareholders of the companies to the joint venture.-**NB The old Company Registration certificates issued in terms of the repealed 1973 Companies Act which do not show the company Directors 'names are not acceptable. All bidders are required to submit the updated Company Registration Certificates issued by the Registrar of Companies in terms of the 2008 Companies Act, that is, a complete certificates which indicate the names of all Directors or main shareholders of the Company**
 - Copy of a valid Certificate of the Consolidated B-BBEE Status level verification Certificate.-An EME is required to submit a sworn affidavit confirming their annual total revenue of R10 MILLION or less -Bidders who do not submit B-BBEE Status level Verification Certificates , a sworn affidavit or are non-compliant contributors to B-BBEE do not qualify for preference points for B-BBEEE but shall not be disqualified from the bidding process , but will score points out of price only and zero [0] points out of B-BBEE
- (i) A Trust, consortium or a joint venture are required to submit a Consolidated-BBEEE Status Level Verification Certificate for every separate bid
- (j) Public entities and tertiary institutions are required to submit B-BBEE Status level verification certificates together with their bids

All the bid documents should be completed, signed and sealed in an envelope and deposited in the Bid Box, situated at the entrance of the **Department of Health North West, New Office Park Building, Ground Floor, Corner First Street and Sekame, Mmabatho.**

16. VALIDITY OF B-BBEE STATUS LEVEL VERIFICATION CERTIFICATES

- AO/AAs must ensure that the B-BBEE Status Level Verification Certificates submitted are issued by the following agencies:

- Tenderers other than EMEs
 - I. Verification agencies accredited by SANAS; or
- Tenderers who qualify as EMEs
 - II. Sworn affidavit signed by the EME representative and attested by a Commissioner of oaths.

16.1 Verification agencies accredited by SANAS

- 16.1.1 These certificates are identifiable by a SANAS logo and a unique BVA number.
- 16.1.2 Confirmation of the validity of a B-BBEE Status Level Verification Certification can be done by tracing the name of the issuing Verification Agency to the list of all SANAS accredited agencies. The list is accessible on <http://www.sanas.co.za/directory/bbee default.php>
- 16.1.3. The relevant BVA may be contacted to confirm whether such a certificate is valid.
- 16.1.4 As a minimum requirement, all valid B-BBEE Status Level Verification Certificates should have the following information detailed on the face of the certificate:
- The name and physical location of the measured entity
 - The registration number and, where applicable, the VAT number of the measured entity;
 - The date of issue and date expiry;
 - The certification number for identification and reference;
 - The scorecard that was used (for example QSE, Specialized or Generic);
 - The name and / or logo of the Verification Agency;
 - The SANAS logo
 - The certificate must be signed by the authorized person from the Verification Agency; and
 - The B-BBEE Status Level of Contribution obtained by the measured entity

17. VERIFICATION OF B-BBEE LEVELS IN RESPECT OF EMEs

- 17.1. In terms of the Generic Codes Practice, an enterprise including a sole propriety with annual total revenue of R10 million or less qualifies as an EME
- 17.2 in instances where Sector Charters are developed to address the transformation challenges of specific sectors or industries, the threshold for qualification as an EME may be different from the generic threshold of R10 million. In such instances, the relevant bidder sector Charter threshold will therefore be used as a basis for a potential bidder to qualify as an EME. (For example

the approved threshold for EMEs for the Tourism and Construction Sector Charters are R2.5 million and R1.5 million respectively)

- 17.3 An EME is required to submit a sworn affidavit confirming their annual total revenue of R10 million or less and level of black ownership to claim points.
- 17.4 An EME that is regarded as a Specialized Enterprise is required to submit a sworn affidavit confirming their annual turnover/allocated budget/ gross receipt of R10 million
- 17.5 An EME may be measured in terms of the QSE scorecard should they wish to maximize their points and move to a higher B-BBEE recognition level. It is in this context that an EME may submit a B-BBEE verification certificate

19. EVALUATION CRITERIA FOR THIS BID IS AS FOLLOWS:

- 90 = Price
NOTE: All bid price/should be VAT inclusive.
- 10 = Preferential Points

Preferential points (Points will be allocated according to BBBEE Rating)

| Specific Goals | Procurement Transaction Preference Points allocated out of 10 |
|--|---|
| B-BBEE Status level of Contributor | 5 |
| 1 | 5 |
| 2 | 4 |
| 3, 4, 5, 6, 7, 8 and Non-compliant contributor | 0 |
| Enterprises located in a specific District Municipality, Township, Township or region for work to be done or services to be rendered in that area. (Mandatory) | 2 |
| Residing within the North West Province where the service is required | 2 |
| Residing outside the North West Province | 0 |
| Designated Groups (any bid that meets 1 or more of the 5 will get the maximum points) | 3 |
| <ul style="list-style-type: none"> • Enterprises 51% owned by black women. • Enterprises 51% owned by people with disability • Enterprises 51% owned by black youth. • Enterprises 51% owned by black military veterans • Registered Cooperatives within the North West department of Health database | 3 |

NB: Points will be allocated to all those who submitted their BBBEE verification certificates/Sworn Affidavit and Confirmation of preferred address on CSD will be checked and printed by the SCM Practitioner for locality points



ACTING DIRECTOR: SUPPLY CHAIN MANAGENT

DATE: 9/4/2024

COMPLIANCE CHECKLIST

NB. THE BIDDERS MUST COMPLETE THE CHECKLIST TO VERIFY/CONFIRM WHETHER A BIDDER HAS ATTACHED ALL OF THE BID ADMINISTRATIVE REQUIREMENTS

| NO | REQUIREMENT | HAVE YOU ATTACHED |
|-----|---|-------------------------|
| | | <i>Answer Yes or No</i> |
| 1 | Compulsory Briefing session | N/A |
| 2 | General Revenue Receipt should be attached by all bidders who obtained hardcopy bid documentation at the Offices of the Health Department-.Original Bank Deposit slip or Electronic Transfer printout receipt reflecting the name of the Bidder and Bid Number. NB–Bidders who download the bid documentation from the E-Tender Website are exempted from this requirement. Bidders are encouraged to download the bid documentation from the E-Tender Website | |
| 3 | Original, fully Completed and signed applicable Bid Documents and Preference Claim Forms in terms of the Preferential Procurement Regulations. NB. All Bidders are required to fully complete the SBD forms as required by the National Treasury PFMA prescripts and the 2022 PPPFA Regulations <u>AND</u> fully complete all other forms as required by the specification, without fail. Any bidder having not complied with these requirements shall be disqualified. [Each of the following SBD form must be fully completed and signed.] | |
| 3.1 | Availability of signed and fully completed SBD 1- Invitation to bid | |
| 3.2 | Availability of signed and fully completed SBD 4- Declaration of Interest | |
| 3.3 | Availability of signed and fully completed SBD 6.1 - Preference Points Claim Form in Terms of the Preferential Procurement Regulations 2022 | |
| 4 | Copies of Identity Documents of all Directors / Main Shareholders of the company.- | |
| 5 | Valid Tax Clearance Certificate / Tax Compliance Status PIN or CSD Report- Indicate the expiry date[s] of all the TCC The Department will also verify the tax compliance status of bidder | |

| | | |
|--|--|--|
| 6 | Copy of Company Registration Certificate from the Registrar of Companies of all Parties indicating the names of directors or main shareholders of the company. NB The old Company Registration certificates issued in terms of the repealed 1973 Companies Act which do not show the company Directors 'names are not acceptable. All bidders are required to submit the updated Company Registration Certificates issued by the Registrar of Companies in terms of the 2008 Companies Act, that is, a complete certificates which indicate the names of all Directors or main shareholders of the Company without fail | |
| 7 | TOTAL BID PRICE INCLUDING VAT AMOUNT..... | |
| 8 | Bidders are required to submit copy of a valid B-BBEE Status level Verification Certificate, together with their bids, to substantiate their B-BBEE rating claims. An EME is required to submit a sworn affidavit confirming their annual total revenue of R10 MILLION or less -Bidders who do not submit B-BBEE Status level Verification Certificates , a sworn affidavit or are non-compliant contributors to B-BBEE do not qualify for preference points for B-BBEE but shall not be disqualified from the bidding process , but will score points out of price only and zero [0] points out of B-BBEE | |
| 9 IN THE CASE OF JOINT VENTURE (JV) OR CONSORTIUM THE FOLLOWING DOCUMENTS MUST BE ATTACHED TO THE BID DOCUMENTS | | |
| 9.1 | Valid Tax Clearance Certificate of all Partners- / Tax Compliance Status PIN or CSD report- The Department will also verify the tax compliance status of bidder Indicate the expiry date[s] of all the TCC of the JV partners. | |
| 9.2 | Copies of Identity Documents of all Directors / Main Shareholders of all Parties to the Joint Venture. | |
| 9.3 | Joint venture agreement duly signed by all parties | |
| 9.4 | General Revenue Receipt should be attached by all bidders who obtained hardcopy bid documentation at the Offices of the Health Department-.Original Bank Deposit slip or Electronic Transfer printout receipt reflecting the name of the Bidder and Bid Number NB-Bidders who download the bid documentation from the E-Tender Website are exempted from this requirement | |

| | | |
|-----|---|--|
| 9.5 | Copies of Company Registration Certificates from the Registrar of Companies of all Parties to a Joint Venture indicating the names of directors or main shareholders of the companies to the joint venture.- NB The old Company Registration certificates issued in terms of the repealed 1973 Companies Act which do not show the company Directors 'names are not acceptable. All bidders are required to submit the updated Company Registration Certificates issued by the Registrar of Companies in terms of the 2008 Companies Act, that is, certificates which indicate the names of all Directors or main shareholders of the Company, without fail. | |
| 9.6 | Copy of a valid Certificate or the Consolidated B-BBEE Status level verification Certificate or confirmation letter. An EME is required to submit a sworn affidavit confirming their annual total revenue of R10 MILLION or less Bidders who do not submit B-BBEE Status level Verification Certificates , a sworn affidavit or are non-compliant contributors to B-BBEE do not qualify for preference points for B-BBEE but shall not be disqualified from the bidding process , but will score points out of price only and zero [0] points out of B-BBEE | |
| 10 | A Trust, consortium or a joint venture are required to submit a consolidated B-BBEE Status Level Verification Certificate for every separate bid | |
| 11 | Public entities and tertiary institutions are required to submit B-BBEE Status level verification certificates together with their bids | |
| 12 | Duly completed and signed original bid documents issued by the Department should be sealed in an envelope marked: Bid number : NWDOH 01/2024 Company Name : Closing date : 09 MAY 2024 Closing time : 11H00 | |
| 13 | Address and contact details: | |

SIGNATURE BY BIDDER:

DATE:



health

Department:
Health
North West Provincial Government
REPUBLIC OF SOUTH AFRICA



Ground Floor, Health Office Park

Private Bag X 2068

MMABATHO

DEPARTMENTAL BID ADJUDICATION COMMITTEE

Tel: +27 (18) 391 4514/4374

Email: nmoeketsi@nwpg.gov.za

www.health.nwpg.gov.za

1. Purpose

To advertise supply of red fleet (ambulances, response vehicles, planned patient transport), on the full maintenance lease (FML) contract to the North West Emergency Medical Service (NWEMS) for a period of Four (04) years.

2. BACKGROUND INFORMATION

The North West Province has a population of 4.2 million people. The North West department is responsible for providing medical services to communities. The North West Department of Health (NWDoH) provides the following services to the communities of North West and that includes but not limited to:

- Emergency Medical Services

The North West Department of Health has faced challenges over the years in executing the mandate of providing services timeously to the communities due to the maintenance and fleet related challenges.

The North West Department of Health requires reliable fleet and maintenance systems to provide reliable services to the community of North West.

3. EXPECTED DELIVERABLES AND OUTCOMES:

- Improved patient outcome
- Improved response times
- Improved operational ambulance coverage
- Improved planned patient transport coverage

4. TIME-FRAME/DURATION:

- 4 years (48 months)

5. SCOPE OF WORK AND VEHICLE QUANTITIES

- FML (Full Maintenance Lease)** – The supply of new vehicles through full maintenance lease incorporating managed maintenance and a fleet card solution. **FML (Full Maintenance Lease)** – The service provider(SP) shall supply vehicles in accordance with included vehicle list:
- The ownership of the supplied vehicles rests with the service provider
- The contract will be over 48 months in total with the vehicles being changed every 24 months.
- A full comprehensive and maintenance package of 250 000km for the first 24 months for a fully Converted ambulance 2.0 litres and the breakdown as follows

- 180 000km the first year for the Ambulances
 - 70 000km for the second year for the Ambulance.
- e. A full comprehensive and maintenance package for a 3.0 Litres diesel 4X4 fully converted ambulance for the first 24 months at 250 000km.
- 180 000km the first year of the ambulance
 - 70 000 the second year of the ambulance
- f. A full comprehensive and maintenance package for a 2.0 Litres Double stretchers fully converted ambulance for the first 24 months at 200 000km.
- 100 000km the first year of the ambulance
 - 100 000 the second year of the ambulance
- g. A full comprehensive and maintenance package of 120 000km every 24 months for the fully converted 4 X 4 Response Vehicle 3.0 litres
- 60 000km the first year
 - 60 000km the second year
- h. A full comprehensive and maintenance package of 200 000km every 24 months for the fully converted 4 X 4 Vehicle 2.0 litres Planned Patient Transport (7/8 seater)
- 100 000km the first year
 - 100 000km the second year
- i. A full comprehensive package for a branded **22 seater** Planned Patient Transport vehicle 2.0 Litres and **65 seater bus** for a period of 24 months at 250 000km.
- j. A full comprehensive and maintenance package of 95 000km every 24 months for the fully converted 4 X 4 Response Vehicle 2.0 Litres:
- 47 500km the first year
 - 47 500km the second year
- k. A full comprehensive and maintenance package of 120 000km every 24 months for the fully converted 4 X 2 Response Vehicle 1.4 Litres automatic unless otherwise stipulated in the included vehicle list.
- 60 000km the first year
 - 60 000km the second year
- l. A full comprehensive package for a branded 22 seater Planned Patient Transport vehicle 2.0 litres for a period of 24 months at 250 000km.
- 125 000km first year
 - 125 000km second year
- m. **For the last 2 years of the contract, the specifications and kilometres shall be as follows:**

- i. A full comprehensive and maintenance package of 200 000km for the 24 months for a fully converted ambulance and the breakdown is as follows
 - 100 000km the first year for the Ambulances
 - 100 000km for the second year for the Ambulance
- ii. A full comprehensive and maintenance package of 90 000km every 24 months for the fully converted 4 X 4 Response Vehicle 2.0 Litres,
 - 45 000km the first year
 - 45 000km the second year
- iii. A full comprehensive and maintenance package for a 3.0 Litres diesel 4X4 fully converted ambulance for the first 24 months at 250 000km.
 - 100 000km the first year of the ambulance
 - 100 000 the second year of the ambulance
- iv. A full comprehensive and maintenance package for a 2.0 Litres fully converted double stretcher ambulances for the first 24 months at 180 000km.
 - 100 000km the first year
 - 100 000 the second year
- v. A full comprehensive package for a branded **22 seater** Planned Patient Transport vehicle 2.0 Litres and **65 seater bus** for a period of 24 months at 250 000km.
 - 125 000km first year
 - 125 000km second year
- n. The service provider shall organize for the North West Department of Health employees to undergo defensive training a month before the delivery of vehicles. This will be done as a once off at the commencement of the contract. The total number of the crew is 1100 (one thousand one hundred)
- o. The Service Provider assumes responsibility for, and shall fully take out new vehicle service plan for 24 month duration or set kilometre parameter attached per vehicle.
- p. Manage the mechanical and servicing of the vehicles supplied including:
 - i. Management of Original Equipment Manufacturer (OEM) warranty claims
 - ii. Ensure there's 24 months warranty on lights and sirens and speed service in place for them with a turnaround time as agreed on the Service Level Agreement.
 - iii. Speed maintenance and service in place with a turnaround time as agreed on the SLA.
 - iv. Fixed monthly capital costs for the vehicle rental and kilometres
 - v. Kilometres variable costs for exceeded kilometres, accessories fixed costs.
 - vi. Fittings and fixtures on the vehicles will be reused on the fleet when it's due for replacement.
- q. Restructuring every 6 months based on point 6.16.4

- r. Service Provider to ensure that Vehicles are registered as ambulances and Response vehicles as per traffic act for licensing (i.e disc etc). This shall take place before the delivery of the vehicles and on regular Intervals as stipulated by road traffic act.
- s. Service Provider responsible for annual registration of vehicles
- t. The service provider shall take responsibility of the coordination of Vehicles repairs with the operations manager to ensure quick turnaround time at the accredited merchant recommended by the OEM.
- u. Bullbars for all vehicles.
- v. **Fines Management – Supply a fines management system with redirection.**
 - i. Online fines management system.
 - ii. Re-direction of fines
- w. **The North West Department of Health does not require an insurance for these vehicles. The service provider must submit a proposal on how to mitigate the risk with regards to write-offs.**
- x. **PROVISION OF EMERGENCY MEDICAL SERVICES VEHICLE,AMBULANCES, PLANNED PATIENT TRANSPORT AND RESPONSE VEHICLES**
 - i. The North West Department of Health requires the services of a suitably qualified and capable service provider to provide services in relation to the provision of vehicles to the North West Department of Health on a full maintenance lease for the period of four years (4).
 - ii. The North West Department of Health requires the use of the vehicles with no intention of ownership.
 - iii. Source suitable pricing from relevant manufacturers and suppliers in line with the approved specifications supplied by North West Department of Health, for the period of four (4) years.
 - iv. The bidders will be required to price accessories based on specifications provided by the North West Department of Health directorate.
 - v. Finance the procurement, licensing and registration and delivery of these vehicles.
 - vi. Vehicles delivered must be “fit for purpose” (required attachments, accessories and modifications are completed to fulfill the necessary requirements).
 - vii. To manage the value chain, including production schedules, branding, securing the relevant warranties and/ or maintenance and service plans, as well as the delivery of each vehicle to the North West Department of Health.
 - viii. The successful bidder will be required to deliver a leased vehicle within three (3) months from date of order or agreed with the NWDoH.

y. **FLEET SUPPORT SERVICES**

Bidders with the necessary knowledge, expertise, capacity and experience must submit proposals in line with the following requirements:

i. MAINTENANCE OF VEHICLES PROVIDED ON FULL MAINTENANCE LEASE (FML):

- a)** The bidder will be required to maintain / repair all leased vehicles in accordance with the Original Equipment Manufacturer specifications.
- b)** The bidder must maintain/ repair all other vehicles in accordance with industry and Original Equipment Manufacturer acceptable standards.
- c)** Bidders must identify vehicles that are due for maintenance / repair, and how the North West Department of Health will be informed in this regard.
- d)** Bidders must ensure availability requirements are maintained during planned maintenance/repair of a vehicle.
- e)** Bidders must maintain all accessories and fitments on the vehicles in terms of Original Equipment Manufacturer specifications.
- f)** Ensuring that each Vehicle has a signed schedule to acknowledge activation of the Managed Maintenance services for purposes of accurate monthly billing and maintaining record of each Vehicle schedules signed by the North West Department of Health.
- g)** Providing Managed Maintenance Services on a planned and unplanned basis, as well as at the occurrence of emergencies and breakdown, as required by the North West Department of Health, including tyre management services, i.e. repairs and replacement, roadside breakdown assistance and the procurement of tyres at competitive prices.
- h)** Pre-empting and scheduling routine maintenance and/or servicing from the vehicles utilizing management information available to it through the various sources, including information acquired from the vehicle management device.
- i)** Facilitating and co-ordination of maintenance, repairs, support and servicing of vehicles, including procuring and supplying quotation to North West Department of Health(in instances of accidents) for the repairs to be undertaken.
- j)** Scrutinizing accidents repairs quotations and invoices from third party manufacturers and sub-contractors, to ensure market competitiveness in relation to pricing and nature of repairs.
- k)** Authorizing maintenance and repairs subject to the agreed level of authorization granted by the North West Department of Health and issuing an authorization number to the Maintenance Provider, when the Vehicle is delivered for the Maintenance Services.
- l)** Ensuring that the maintenance provider carries out the work in accordance with the standards set out by the manufacturer and processing the maintenance providers' maintenance invoices for payment, including managing the vehicle warranty claims on behalf of North West Department of Health.
- m)** Maintaining up to date records of all maintenance undertaken on each vehicle, including date of maintenance, description, maintenance provider details, odometer reading (if applicable), invoice details, and cost. The bidder will be required to highlight exceptions to the North West Department of Health in terms of repetitive repairs and/or` replacements.
- n)** Invoicing the North West Department of Health for the actual cost of repairs (without mark-up), carried out by third party providers.

- o) Bidders must submit their proposals of how they intend processing the manufacturers service warranties and claims as and when they arise.
- p) The Contractor will be liable for a penalty for each instance where it fails to provide the services as required

z. PROVISION OF CALL CENTRE SERVICES.

The North West Department of Health requires vehicles to be supported through a call centre service wherein affected parties can call in to log their queries and report vehicle breakdowns and receive assistance.

- i. Bidders must ensure that vehicles/ clients are supported in terms of call centre services (24/7). Calls should be responded to within a prescribed period (30 seconds) and all calls should be recorded. The call centre should be on a Free Call Facility (bidders will be required to provide evidence in this regard).
- ii. The call centre will respond to maintenance, breakdowns and service requests.
- iii. Preference will be given to an integrated solution that ensures that the services/information are/is provided within the North West Department of Health environment and that the data can easily be interfaced with the operational information of the Province.
- iv. Bidders must provide a fully automated reports, not allowing for human intervention or manipulation of information, in terms of required reports.
- v. The bidders will be liable for a penalty for each instance where it fails to provide the services as required.

aa. PROVISION OF BREAKDOWN AND ROADSIDE ASSISTANCE.

- i. The bidder must provide, facilitate and manage services related to vehicle breakdown, roadside assistance and towing services including but not limited to execution of the following responsibilities in relation thereto:
- ii. Bidders must ensure that the service are available on a 24/7/365 basis, through a toll-free help desk.
- iii. Bidders must manage the entire breakdown response process, ensuring continuous liaison and update to the relevant line manager and or driver until the breakdown is resolved.
- iv. The North West Department of Health requires that a vehicle is attended (first call) to within 1 hour after the breakdown has been reported.
- v. Bidders must ensure that breakdown calls are recorded and kept for future reference.
- vi. The bidder will be liable for a penalty for each instance where it fails to provide the services as require

bb. PROVISION OF LICENSING SERVICES

- i. The bidder will be required to provide, facilitate and manage services to ensure that vehicles are registered and licensed at all times, including obtaining certificate of fitness (COF) and operator cards where necessary.

- ii. The bidder will be required to arrange for and provide facilities for registration and licensing of the specified vehicles in accordance with relevant legislation, including the registration of specified vehicles as emergency vehicles.
- iii. The North West Department of Health will only pay for the actual registration or licensing of vehicles as and when required.
- iv. Bidders must fulfil the requirements of the North West Department of Health as it relates to the licensing of vehicles.
- v. The bidder will be liable for a penalty for each instance where it fails to provide the services as required including any fines or levies registered against the North West Department of Health or any vehicle for the associated contravention by the relevant authority

cc. **TRAFFIC FINE MANAGEMENT SERVICE**

- i. The bidder will be required to arrange for and provide facilities for the administration of driving licenses as well as the redirection and settlement of traffic fines, including but not limited to:
- ii. Redirecting all infringement notices in respect of relevant Vehicles in accordance with the relevant traffic regulations.
- iii. Developing and maintaining an updated database of all authorized drivers and all other information or data relevant for the management and redirection of fines.
- iv. Bidders must ensure that traffic fines are registered and administered timeously, including redirecting of fines to the relevant driver, where necessary. Bidders must include in their proposal how they intend to manage the driver database.

dd. **COST REDUCTION, REBATES AND DISCOUNTS**

The bidder/s will be required to ensure that assets and services are used optimally, and that cost are reduced, contained or averted (where possible) in relations to the services. The bidder/s will be required to pass all volume-based discounts directly to the North West Department of Health (in relation to reducing fixed monthly cost). Bidders must ensure cost reduction, including rebates and discounts that they can/will secure in relation to each of the services on behalf of the North West Department of Health in this regard. The cost reduction mechanisms must be articulated in detail and addressed under each of the proposal subheadings in relation to the services required in terms of the bid.

ee. **OPERATING PROCEDURES**

- i. The bidders will be required to develop and maintain standard operating procedures that will be applicable in the provision of services in line with the requirements of the North West Department of Health.
- ii. Bidders must submit draft operating procedures (by way of flow process chart) to demonstrate their understanding of the processes required in the provision of services. The drafts will also be used as a basis in the event that the bidder is successful in their bid to provide services.
- iii. The final operating procedures must be presented to the North West Department of Health within three (3) months after award of the contract.

6. SPECIAL CONDITIONS

SERVICE STANDARDS AND COMPLIANCE TO SERVICE LEVEL STANDARDS

- a. The bidder will be required to ensure that the solutions proposed in the bid are in line with the industry norms and standards, including but not be limited to the designs and developments in the market.
- b. **THE GENERAL AND SPECIFIC CONDITIONS OF THE BID TOGETHER WITH THE ACCEPTABLE ELEMENTS OF THE ACCEPTED PROPOSAL WILL BE CARRIED OVER INTO THE FINAL CONTRACT WITH THE BIDDER/S.**
- c. The bidder will be required to maintain compliance with relevant service levels and to report any non-compliance detected to the North West Department of Health.
- d. The North West Department of Health will use the reports or documentation provided by the bidders as well as its own records to confirm instances of non-compliance and levy the applicable penalties.
- e. Bidders should note that penalties will be implemented by the North West Department of Health in order to ensure compliance to agreed service levels, where the failure is as a result of the bidder's own fault or negligence.

7. POST AWARD REQUIREMENTS

- a. The department reserves the right to award or not to award in whole or in part.
- b. The North West Department of Health reserves the right to negotiate the pricing to the awarded bidder should the prices not be market related.
- c. **Packing**
 - i. The supplier shall provide packing of the goods as is required to prevent their damage or deterioration during transit to their financial destination, as indicated in the contract. The packing shall be sufficient to withstand, without limitation, rough handling during transit and exposure to the extreme temperatures, salt and precipitation during transit and open storage. Packing, case size and weights shall take into consideration, where appropriate, the remoteness of the goods final destination and the absence of heavy handling facilities at all points in transit.
 - ii. The packing, marking, and documentation within and outside the packages shall comply strictly with such special requirements as shall be expressly provided for in the contract, including additional requirements, if any, specified in SCC, and in any subsequent instructions ordered by the purchaser.
- d. **Delivery and documents**
 - i. Delivery of the goods shall be made by the supplier in accordance with the terms specified in the contract. The details of shipping and/or other documents to be furnished by the supplier are specified by SCC.
 - ii. Documents to be submitted by the supplier are specified in SCC.

e. **Insurance**

- i. The goods supplied under the contract shall be fully insured in a freely convertible currency against loss or damage incidental to manufacture or acquisition, transportation, storage and delivery in the manner specified in the SCC.
- ii. The company must have public Liability Insurance Policy

f. **Transportation**

- i. Should a price other than an all-inclusive delivered price be required, this shall be specified in the SCC.

g. **Incidental services**

- i. The supplier may be required to provide any or all of the following services, including additional services, if any, specified in SCC:
 - a) Performance or supervision of on-site assembly and/or commissioning of the supplied goods;
 - b) Furnishing of tools required for assembly and/or maintenance of the supplied goods;
 - c) Furnishing of a detailed operations and maintenance manual for each appropriate unit of the supplied goods;
 - d) Performance or supervision or maintenance and/or repair of the supplied goods, for a period of time agreed by the parties, provided that this service shall not relieve the supplier of any warranty obligations under this contract; and
 - e) Training of the purchaser's personnel, at the supplier's plant and/or on-site, in assembly, start-up, operation, maintenance, and/or repair of the supplied goods.
- ii. Prices charged by the supplier for incidental services, if not included in the contract price for the goods, shall be agreed upon in advance by the parties and shall not exceed the prevailing rates charged to other parties by the supplier for similar services.
- iii. Spare parts
 - As specified in SCC, the supplier may be required to provide any or all of the following materials, notifications, and information pertaining to spare parts manufactured or distributed by the supplier:
 - such spare parts as the purchaser may elect to purchase from the supplier, provided that this election shall not relieve the supplier of any warranty obligations under the contract; and
 - in the event of termination of production of the spare parts:
 - (i) Advance notification to the purchaser of the pending termination, in sufficient time to permit the purchaser to procure needed requirements; and
 - (ii) Following such termination, furnishing at no cost to the purchaser, the blueprints, drawings, and specifications of the spare parts, if requested.

h. Warranty

- i. The supplier warrants that the goods supplied under the contract are new, unused, of the most recent or current models, and that they incorporate all recent improvements in design and materials unless provided otherwise in the contract. The supplier further warrants that all goods supplied under this contract shall have no defect, arising from design, materials, or workmanship (except when the design and/or material is required by the purchaser's specifications) or from any act or omission of the supplier, that may develop under normal use of the supplied goods in the conditions prevailing in the country of final destination.
- ii. This warranty shall remain valid for twelve (12) months after the goods, or any portion thereof as the case may be, have been delivered to and accepted at the final destination indicated in the contract, or for eighteen (18) months after the date of shipment from the port or place of loading in the source country, whichever period concludes earlier, unless specified otherwise in SCC.
- iii. The purchaser shall promptly notify the supplier in writing of any claims arising under this warranty.
- iv. Upon receipt of such notice, the supplier shall, within the period specified in SCC and with all reasonable speed, repair or replace the defective goods or parts thereof, without costs to the purchaser.
- v. If the supplier, having been notified, fails to remedy the defect(s) within the period specified in SCC, the purchaser may proceed to take such remedial action as may be necessary, at the supplier's risk and expense and without prejudice to any other rights which the purchaser may have against the supplier under the contract.

i. Contract amendments

No variation in or modification of the terms of the contract shall be made except by written amendment signed by the parties concerned.

j. Assignment

- i. The supplier shall not assign, in whole or in part, its obligations to perform under the contract, except with the purchaser's prior written consent.

k. Delays in the supplier's performance

- i. Delivery of the goods and performance of services shall be made by the supplier in accordance with the time schedule prescribed by the purchaser in the contract.
- ii. If at any time during performance of the contract, the supplier or its subcontractor(s) should encounter conditions impeding timely delivery of the goods and performance of services, the supplier shall promptly notify the purchaser in writing of the fact of the delay, its likely duration and its cause(s). As soon as practicable after receipt of the supplier's notice, the purchaser shall evaluate the situation and may at his discretion extend the

supplier's time for performance, with or without the imposition of penalties, in which case the extension shall be ratified by the parties by amendment of contract.

- iii. No provision in a contract shall be deemed to prohibit the obtaining of supplies or services from a national department, provincial department, or a local authority.
- iv. The right is reserved to procure outside of the contract small quantities or to have minor essential services executed if an emergency arises, the supplier's point of supply is not situated at or near the place where the supplies are required, or the supplier's services are not readily available.
- v. Except as provided under GCC Clause 25, a delay by the supplier in the performance of its delivery obligations shall render the supplier liable to the imposition of penalties, pursuant to GCC Clause 22, unless an extension of time is agreed upon pursuant to GCC Clause 21.2 without the application of penalties.
- vi. Upon any delay beyond the delivery period in the case of a supplies contract, the purchaser shall, without canceling the contract, be entitled to purchase supplies of a similar quality and up to the same quantity in substitution of the goods not supplied in conformity with the contract and to return any goods delivered later at the supplier's expense and risk, or to cancel the contract and buy such goods as may be required to complete the contract and without prejudice to his other rights, be entitled to claim damages from the supplier.

8. TECHNICAL SPECIFICATIONS:

- a. The supplier will provide vehicles to the Provincial EMS office which will be distributed to four (4) Districts and Provincial Office:
 - Bojanala
 - Dr Kenneth Kaunda
 - Dr Ruth Segomotsi Mompati
 - Ngaka Modiri Molema
- b. This should be considered when sourcing merchants to maintain, service and repair vehicles.

| DESCRIPTION | | SPECIFICATION | |
|-------------|---|-----------------------|--|
| ITEM NO | VEHICLE TYPE | Total QTY OF VEHICLES | |
| 1. | Fully Converted Ambulance, 2.0 Litres Turbo | 102 | <p>A - Vehicle Transmission - 8 Speed Automatic</p> <ul style="list-style-type: none"> - Fuel – Diesel - Fuel Tank – 70L – 90L - Output – Anything above 103KW / 340 Nm - Colour of Vehicle – White - Seats – Three (3) including driver - To be fitted with speed locker (km/hr to be provided at a later stage) - Anti-lock braking system (ABS) - Wheel Base – Between 3640mm-3750 - Load Compartment length – 3201mm – 3250mm - Load Compartment Width – 1832mm- 1900mm - Overhang – Rear 1346 mm – 1360mm - Load Compartment height – 1861mm – 1872mm - Ground Clearance 195mm or above - Driver alert system - Park distance control in front and rear with sensor based side protection - Two 12V sockets in Cab - Wifi Hotspot Capabilities - Partition - Car radio touch screen with mobile interface features and use of applications - Climate Air Conditioning and heating system - Second Battery - Rear-view camera system - Blind spot monitor including Rear traffic Alert which includes two rear radar sensors to detect moving objects behind vehicle with a range of approximately 20 metres <p>AMBULANCE CONVERSION SPECIFICATION</p> |

Please note that the fittings will be used for four financial years i.e They will be removed post 24 months and be placed on the new fleet. As a result, this must be considered in costing.

- Bullbar on the vehicle
- Fit rear bumper step on rear of vehicle
- Place 3m reflective tape on rear bumper step
- Remove 3m reflective tape on rear bumper step
- Wheel arches must be cleaned and sealed. Polyurethane must be applied to wheel arches, and they are then to be repainted to match the colour of the vehicle underneath.
- Rear doors must be capable of opening fully to allow easy access for patient loading
- Cut left-hand side sliding door window apertures. All cut outs needed to be treated against rust

Reinforcement

- Reinforce roof, body sides, and floor and front sections of vehicle in order to accept numerous fittings.
- The wheel arches need to be altered to accept stretchers; stone chipped and painted the same as the interior of vehicle. A stainless-steel rubbing plate needs to be bonded onto the wheel arches.

The patient compartment must be fitted with panels.

- The panels must be manufactured from a non-porous, smooth, white high-gloss material. The panels must be washable and scratch resistant. The side walls must have a minimum thickness of 4mm.

The panels must be secured with 8 x 20 mm dual location plugs or other suitable securing method.

- Insulation (against heat and cold) needs to be placed behind all panels. Minimum requirement: Rockwool 233. Compliance with: EU14303,CTNI 2.2.01 and ASTM C612 type IA and IB or equivalent.

- Where the interior panels intersect with the body or fittings, a polyurethane adhesive, must be used to form a non-porous seal.

RIGHT-HAND-SIDE(RHS) BODY PANEL

Waist Rail

A custom manufactured waist rail is fitted to the RHS of the vehicle. This provides reinforcing along the length of the RHS of the vehicle body. The waist rail must be epoxy-coated in white to match the finish of the interior panels and must be constructed from 1.6 mm mild steel.

Integrated into the waist rail must be the following:

- Trauma board dual retaining brackets for the trauma and scoop stretcher. The brackets must be suitably lined to provide protection for the equipment, and 32 mm heavy duty strapping with spring buckle must be provided for securing the equipment. Full length trauma board (1830 x 410 x 40 mm).
- Electrical and mounting points for the PDT connection (location by end user). 1 x 12-volt DC Hella type socket fitted at the forward-most point of the waist rail.

Gabbler Rail

An 1820 mm Gabbler rail must be fitted on the RHS approximately 400 mm above the waist rail. The Gabbler rail must be fastened securely to the side with 3 x 8mm stainless steel fasteners and must be spaced away from the body side by a minimum of 40 mm. The Gabbler rail must have a certified minimum load capacity of 10 kg.


LEFT-HAND-SIDE(LHS) BODY PANEL

Waist Rail

A custom manufactured waist rail must be fitted to the LHS of the vehicle. This provides reinforcing along the length of the LHS of the vehicle body, in between the LHS sliding door and rear door apertures. The waist rail must be epoxy-coated in white to match the finish of the interior panels and must be constructed from 1.6 mm mild steel.


Integrated into the waist rail must be the following:

| | | |
|--|--|--|
| | | <ul style="list-style-type: none"> - Mounting points for three (3) passenger inertia lap belt fastenings. Three (3) SABS or E marked approved Inertia cap type seat belts must be supplied and fitted, and mounted onto a combination bracket. - 1 x 12-volt DC Hella type socket at the forward-most point of the waist rail. Mounting points for backrest. <p>Back Rest</p> <ul style="list-style-type: none"> - A back rest must be securely fitted above the waist rail. Length: 1750 mm (may require adjusting according to vehicle type), Height: 200 mm x 12 mm ply, Depth: 60 mm. It must have a high-density foam insert and be trimmed in a non-absorbent red vinyl material. <p>Side Panel Finishing</p> <ul style="list-style-type: none"> a) The LHS and RHS panels, in between the rear edge of the front sliding door apertures and the rear door aperture edge, must be fitted with a custom-manufactured section incorporating full-length diffuse LED lighting strips (LED lighting detailed in electrical section). a) 2 x Purpose-built, dual IV drip bag holders must be fitted at ceiling height and mid-area of stretcher. Each IV point must feature a "pig tail" hook for hanging the bag, and a waist-strap for securing and pressurizing the IV bags. <p>Interior Trim</p> <ul style="list-style-type: none"> - All door posts must be trimmed in red vinyl. <p>Head Bumpers:</p> <p>High-density-foam-head-bumpers must be fitted above the rear door and side entrance doors. They must be the full length of the door apertures and trimmed in a non-absorbent red vinyl material.</p> <p>Flooring</p> |
|--|--|--|




| | | |
|--|--|--|
| | | <p>The original vehicle floor must be prepared to accept a 15 mm thick waterproof plywood floor panel.</p> <p>Packing/spaces must be fitted within floor corrugations along with suitable reinforcing in same area for attendant seat, stretcher location and other floor fittings.</p> <p>The plywood floor panel must be precisely cut to fit the original floor.</p> <p>Separate floor panels must be joined by a half-lap method of 20 mm. The completed floor sections must be bonded into the vehicle using a polyurethane adhesive.</p> <p>The floor must be levelled to facilitate stretcher handling and must have a tough, hard-wearing and waterproof finish. Floor-finish must be grey-water-splash-spray-finish. It must cover the entire floor and fold up all vertical surfaces at least 80 mm in the front and 40 mm on the sides.</p> <p>High-wear and edge-floor-areas must be fitted with an extruded aluminium step edging.</p> <p>Front storage/work area</p> <p>A storage/work area must be fitted at the forward-most section of the patient's compartment. It must form a division between the driver's cab and patient compartment, and must run the entire width of the vehicle, extending rearwards at its deepest point for 620 mm.</p> <p>It must be manufactured from aluminium, with all exposed corners radiused at 32 mm.</p> <p>Although the following specifications are vehicle-specific, these values must be considered during design to be the minimum values:</p> <ul style="list-style-type: none"> • Height – 1850 mm • Length – 3260 mm • Width – 1740 mm • Loading height must not exceed 600 mm from the ground (if exceeding this height, fold-out steps or bumper steps must be provided) <p>The final design must be executed in conjunction with the End User, but the basic arrangement must include:</p> |
|--|--|--|

| | |
|--|---|
| | <ul style="list-style-type: none"> • A bulkhead panel must be constructed and must follow the same shape as the vehicle to hold various items and electrical components. • An open aperture on the right of the cupboard must house a rubber bungee retainer for various items (e.g. scoop, chair stretcher - Stair-chair (foldable) or similar); • Full coverage of the driver on the RHS to avoid rear impact from objects; • An adequate work surface made of scratch- and stain-resistant material; • Secure strapping for defibrillator/monitor on the upper work surface, hook and spring buckle type; • Provision for storage of a jump bag, 2 x slide-out waste bins, oxygen and other related medical equipment; • A pull-out drawer for 2 x sealed clear containers ± 110 x 165 x 150mm; • A top cupboard must be placed on top of the bottom cupboard with a single shelf to house various items; and • All cupboards must have a black plastic roller door system. <p>All the above must be conveniently accessible, and all fittings must be of industrial quality.</p> <p>Attendant Seat</p> <p>A commuter 2000 single red vinyl seat must be fitted and secured by 4 x 10 mm, 8.8 grade bolts with heavy-duty galvanized fender washers and nyloc nuts to underside of vehicle.</p> <p>Seat must be positioned at the head of the primary stretcher facing the rear doors; enough space for attendant's legs must be allowed within the available interior space.</p> <p>1 (one) SABS or E-marked approved Inertia cap type belt must be supplied and fitted to the seat.</p> <p>Located beneath attendant seat cushion must be a custom-built bracket for secure retention of a standard sharps container. The sharps container must be readily accessible. A porta-vac box-holder must be mounted securely onto a slider mechanism that must be attached to the bottom rear of attendant's chair.</p> <p>Handrail Provision</p> <p>Extensive handrails must be provided throughout the vehicle, securely fastened to predetermined, reinforced points within the module.</p> |
|--|---|




| | | | |
|--|--|--|--|
| | | | <p>The rear door and LHS sliding door must each have 2 x diagonal rails facing into the door aperture, each with a minimum length of 400 mm. Each door rail must have a minimum of 2 x mounting points, each fastened with 8 mm steel fasteners.</p> <p>Handrails must have the following features:</p> <ul style="list-style-type: none"> • High visibility. • Non-slip; and <p>Hand-grip section of 25 mm minimum diameter</p> <p>PRIMARY STRETCHER (RIGHT HAND SIDE)</p> <p>a) <u>Stretcher specification</u> 1 x Four-caster self-loading ambulance stretcher with elevating head and fixed end must be fitted. Stretcher fitment as per Original Equipment Manufacturer specifications Fitted with head section closest to the driver's cab Fitment must allow enough space at the head of the primary stretcher for an attendant seat.</p> <p>The service provider must provide the stretcher.</p> <p>b) <u>Front stretcher fastening system must consist of:</u> A passive Ankle type fastener located in a forward position. The Ankle must be securely fastened to the floor of the vehicle in accordance with the stretcher manufacturer's guidelines. The Ankle bracket must provide directional stability and guidance when loading a stretcher.</p> <p><u>Rear stretcher fastening system must consist of:</u> A quick release, positively located fastener.</p> |
|--|--|--|--|



| | | |
|--|--|--|
| | | <p>When viewed from the rear, the rear fastener must be located on the right-hand side of the stretcher.</p> <ul style="list-style-type: none"> • The vehicle body should have been pre-provisioned during manufacture to accommodate the stretcher fasteners and provide reinforcement for the fastening system. • Stretcher and bracket positioning must be determined and installed in consultation with the end user according to Original Equipment Manufacturer specifications. <p>All stretcher retaining brackets must be specific to and compatible with the selected stretcher and must be from the same manufacturer as the stretcher.</p> <p>Equipment: provisioning for fitment and storage for equipment must be made in the form of a bunk bench.</p> <ul style="list-style-type: none"> - 1 x 2.5 kg SABS-approved, fire extinguisher with steel retaining bracket and retaining "R" clip must be fitted in consultation with the end user. - Thermometer must be fitted to the patient compartment in such a way that it can measure ambient temperature of the patient compartment. Fitment must be decided after consultation with End User. - 2 x heavy-duty bulk oxygen and 1 x portable retaining bracket must be located on the LHS of cupboard. - A bullnose oxygen regulator with DISS must be supplied and fitted. The regulator must be piped via certified oxygen piping from this compartment into two (2) wall mounted eminence oxygen outlets within the vehicle (located upper LHS by sliding door and RHS in line with LHS). <p>The wall mounted flow meters must be complete with oxygen ports and oxygen dial-stop meters with flow rate parameters ranging from 1 to 25 litres with surface mounted tubing</p> <ul style="list-style-type: none"> - minimum of 2 (two). |
|--|--|--|

| | | |
|--|--|---|
| | | <p>- The oxygen system must be certified, and a test certificate must be issued with the vehicle.</p> <p>A dual portable oxygen bracket must be fitted on the RHS next to the attendant's chair.</p> <p>Oxygen pipe must have the following requirements or equivalent:</p> <ul style="list-style-type: none"> • Reinforced anti-static, low toxic liner. • Specially selected high tensile polyester fibres used at the optimum braid angle of 54° 44' (54.73°) creating an effective and balanced pressure hose. • Exceptional performance and renowned for reliability. • Conforming to BS EN ISO 5359:2008 meeting the current criteria for use with low-pressure medical gases. • Cadmium and silicone free. • Carefully selected materials conforming to BS ISO 2878:2005 Electrical Conductivity. • Medical colour standards. • Striped hoses for mixed gases; and • Resistant to a wide range of chemicals. <p>- All pipes' connections must be clamped with OERTIKA types clamps or equivalent.</p> <p>- One bonded window on the left of the patient compartment must be provided within the sliding door apertures. The window must be fully sliding and shatterproof safety glass. The size of the window must be as per the Original Equipment Manufacturer specifications. The upper two-thirds must be double sliding, and the lower one-third fixed. The bottom two-thirds must be frosted and the top third tinted to ensure patient privacy</p> <p>All windows must have interior locking devices.</p> <p>- Both rear doors must be fitted with individual fixed glass windows. Glass windows must conform to shape and radius of rear doors. Fixed rear windows and the window in the left side sliding door of the compartment must be two-thirds frosted (lower) and one-third tinted (upper) to ensure privacy.</p> |
|--|--|---|

| | | | |
|--|--|--|---|
| | | | <ul style="list-style-type: none"> - All windows must be shatterproof safety glass. - All windows must have smash and grab (30%). - The patient compartment must be completely dust proof. - Bonded sliding/fixing windows as specified above, must be freely obtainable for replacement. - The driver and the passenger door windows must be fitted with anti-smash-and-grab 100mic clear safety film or equivalent - 220V AC Power <ul style="list-style-type: none"> a) A 12V DC to 220V AC minimum of 2000W pure sine wave inverter must be fitted. b) The inverter must incorporate a multistage intelligent battery charger capable of 35A at 12V. c) The inverter/charger must conform to EN 60335-1 safety standards (minimum) and 2004/104/EC automotive EMC directive. d) A remote on/off switch for the inverter must be located within the patient compartment. An indicator light must be provided to indicate the presence of 220V power from the inverter. e) 220V AC must be distributed via a distribution board to 3 outlets. The distribution board must be fitted with an earth leakage circuit breaker and a suitably rated overload protection breaker (6A max). Each outlet must contain a standard South African 3 pin 16A (Type D). Each outlet to have its own on/off switch. |
|--|--|--|---|



12V DC POWER

- a) A second, auxiliary battery (12V) must be fitted. The battery must be a lead-acid, **deep cycle battery** with a minimum rating of 80A/h. The second battery must be connected to the vehicle's main battery via an automatic isolator/combiner.
- b) The isolator/combiner must engage when either battery voltage exceeds 13.1V and disengage when combined battery voltage is below 12.8V. The isolator/combiner must have a continuous current rating of 120A (minimum). Both main and auxiliary side of the isolator/combiner must be fused (100A). The auxiliary battery 12V DC must be distributed via a distribution board.
- c) Two 12V DC Hella type sockets must be fitted in the patient compartment – one left and one right in the centre.
- d) A 6-way blade fuse panel must be fitted near the auxiliary battery. This fuse holder will be used for third party connections. The fuse panel must make provision for:
 - 2-Way radio – 2A
 - eFuel – 5A
 - Vehicle tracking device – 5A
 - MI System – 5A
 - 9. x Spare

MI System

The vehicle's MI system must meet the following requirements:

- 12V power must be provided to the dashboard and patient compartment in preparation for MDT and PDT installation.
- The MDT power point must be fitted with a 12V to 5V DC to DC converter and USB charger interface.
- The PDT power point must be fitted with a 12V to 5V DC to DC converter and USB charger interface.
- 12V power and ignition sense wire must be provisioned for the connection of a router.

| | | |
|--|--|--|
| | | <ul style="list-style-type: none"> • All MI System power must be provided by the auxiliary battery via a battery protector. • The battery protector must disconnect power if the battery voltage drops below 12.2V. • The battery protector must reconnect power if the battery voltage rises above 13.1V. • The battery protector must have a continuous current rating of 5A (minimum). <p>A distribution board must be provided and fitted in a suitable place within the patient compartment.</p> <p>All electrical wiring must be a minimum of 2.5 mm diameter.</p> <p>All wiring must be covered with acceptable PVC/Plastic Covering.</p> <p>All electrical circuits for accessories must be routed through suitable fuses.</p> <p style="text-align: center;">Emergency Lighting</p> <p>a) 8-LED (2 rows of 4) Red Clusters to be used throughout except where otherwise noted. Cluster rows must be individually controlled and dual colour optional (e.g., red/white or red/amber).</p> <p>b) 8-LED clusters generation 4 or newer must be used in light bar. Light bar above windscreen must have five forward facing clusters. One cluster at 45° and one cluster at 90° must be fitted on the left and right of the light bar. LED Spotlights must be fitted on the R/H and L/H sides of light bar. Please refer to 2.1 for mounting of bar.</p> <p>b) On each side of the vehicle, one cluster must be positioned top rear and top middle. The end user may request that the middle cluster be Red.</p> <p>c) On the rear door(s), one cluster at top left, top right, waist high left and waist high right. If, by opening the rear door(s), the top clusters are obscured, additional clusters must be fitted inside the door recess –one left and one right (vehicle dependent).</p> |
|--|--|--|

- d)** Two clusters must be fitted in the radiator grill (left and right). These clusters must be red/white. Two 4-LED clusters may be substituted for a single 8-LED cluster where the mounting of an 8-LED cluster is impractical.
- e)** A single, high intensity, dome style, flashing LED (red) must be fitted on each of the 4 corners of the vehicle at or near bumper height. These must be positioned for maximum protection from accidental damage.
- f)** A two-channel flasher unit must be used to flash all clusters. Refer to diagram 1.2 for channel configuration.
- g)** Single colour clusters must flash both rows simultaneously.


Interior Lighting

- a)** All interior lighting must be rigid LED strip lights, using 50/50 SMT Cool White LED at 30 LED per meter unless otherwise noted.
- b)** All led must be mounted behind a light bar diffuser lens.
- c)** Lights must be independently switched for the LHS and RHS and clearly marked. Interior light switches must be located on the bulkhead near the left-hand sliding door.
- d)** Patient compartment ceiling lights must run the full length of the vehicle on both sides.
- e)** The step inside the sliding door must be lit by LED strip lighting which must switch on when the sliding door is opened and switch off when the sliding door is closed (using existing door switches).
- f)** A master cut off switch must be placed in the cab to allow the driver to switch lights off when needed.



| | |
|--|---|
| | <p>9) A LED 27 watt loading light must be fitted inside at the right-hand upper corner of the rear door aperture. Switch must be easily accessible from the rear.</p> <p>Exterior Lighting</p> <p>The driver and passenger door must be fitted with red LED strip light along the trailing edge of the door. 20 cm per strip; 6 x 50/50 SMT LED per strip. Strip light must switch on when door is opened and off when door is closed (using existing door switches).</p> <p>Siren</p> <p>Output 200W with 1 speaker (placed in engine compartment, as close as possible to grill and facing outward in the direction of the grill).</p> <ul style="list-style-type: none"> • Wail, yelp & phaser tones. • Dual tone (stereo) - one tone through speaker. • Touch control panel; and <p>Horn ring control (press twice to activate response mode - lights & siren on – press again to change tone; press twice to silence siren; press once to switch lights off.</p> <p>- Yellow and green segmented Battenberg style, high visibility markings made from reflective material on the LHS and RHS of vehicle (typical block size: 300mm x 300mm). Vinyl specification: engineering grade 7-year reflective vinyl.</p> <p>- Metro EMS shield (North West EMS Logo, to be provided once tender is awarded) on LHS and RHS with Protekta Glaze clear coat for added scratch resistance and UV protection. Size: 400 x 460 mm.</p> <p>- The word 'Ambulance' must be displayed on the LHS and RHS respectively. Size: 829 x 100 mm</p> |
|--|---|

| | | |
|--|--|---|
| | | <ul style="list-style-type: none"> - Telephone Icon with '112' on the LHS and RHS -200mm X 90mm - Headset Icon with "24/7" sign on the LHS and RHS – 200mm X 90mm - Vehicle call sign/fleet no bottom (rear) LHS and RHS (To be provided once tender awarded) – 300mm X 90mm - SA flag depicted on LHS and RHS -160mm X 90mm - Provincial decal must be displayed on both cab doors; with Protekta Glaze clear coat for added scratch resistance and UV protection – 300mm X 300mm - North West EMS badge on bonnet with Protekta Glaze clear coat for added scratch resistance and UV protection. Size: 350mm x 325mm. - The word 'Ambulance' must be displayed on bonnet/Top front, with a reflective strip below. Size: 600 mm x 150 mm. - North West Emergency Medical Services at the bottom LHS and RHS – 2100mm X 40mm - The word 'Diesel/Petrol' (vehicle dependent) must be displayed next to the fuel cap. - High visibility segmented chevron patterned reflective marking must cover the entire back panel of the vehicle. Vinyl specification: Orange and lime green 3M diamond grade. - All digital print components printed on Avery/Orajel with minimum ink 4-year outdoor rating. - The words "No Smoking" decal must be stuck on the inside where it will be visible (or alternatively the international "No Smoking" pictograph sign may be applied). This will also be required in the driver's compartment. - All vehicles must be marked as per provincial End User requirements in 3M Vehicle reflective materials, both Standard and Diamond Grade. - The words "Emergency Exit" must be displayed on rear and sliding doors. - The back of the vehicle must be fitted with additional chevron consisting of yellow and orange reflective vinyl that must be fitted to the entire rear of the vehicle (excluding windows). |
|--|--|---|



- A high-quality wrap around bull-bar must be fitted directly to the chassis of the vehicle – Original Equipment Manufacturer approved and fitted.

- A 2.5 kg DCP fire extinguisher must be fitted in the patient compartment in a suitable position.

- Air-conditioning system for the patient compartment of vehicle must be supplied, installed, fitted, and included in the final pricing schedule as an optional item. It must carry a minimum of a 3-year warranty.

- All instruments, gauges and switches must be clearly marked as to their use. Dymo stencilling will not be accepted.

- Telephone Icon with "right" rear window 350mm X 160mm

- North West EMS badge "left" rear window 350mm X 160mm

Side view of Ambulance

- Total length, height, and loading height.
- Window position and dimension.
- Sign writing and stripping.
- Compartment mounting to chassis.

Body construction showing material used and dimension.

Rear view of Ambulance

- Door dimension
- Interior dimensions
- Plan of outlay of equipment
- Rear view showing placement of light units
- Detail of attachments to hold drip bottles and stretcher anchoring devices
- Detailed drawing of body construction showing material used and dimensions

Diagram of battery linking (management system)

| | | | |
|-----------------|--|------------------|--|
| | | | <p>Front view of Ambulance</p> <p>Front view indicating light unit placement, type and sign writing</p> <p>Top view of patient compartment</p> <ul style="list-style-type: none"> ▪ Plan indicating the compartment layout from a top view. <p>Complete diagram indicating the electrical management system.</p> <p>Spare wheel mounting.</p> <p>Full vehicle wiring diagram.</p> |
| <p>2</p> | <p>Fully Converted Ambulance, 4 X 4, 3.0 Litres</p> | <p>32</p> | <p>B)-Vehicle Transmission – Automatic</p> <ul style="list-style-type: none"> - Fuel – Diesel Consumption - Engine capacity (litre) – 3.0 Litres - Max Torque – 280Nm or above at 1500 rpm and above - Max Power(kW@r/min) – 94kW or above and 3000/min or above - Colour of Vehicle – White - Numbers of Cylinders – Inline-6 - Top Speed – 100km/hr and above - Fuel Tank size(L) – 90 Litres and above - Seats – between two (2) and three (3) - Reverse gear Ratio – 4.220- 4.350 (Flexible) - To be fitted with speed locker at 110 km/hr - Anti-lock braking system (ABS) - Ground Clearance(mm) – 230mm <p>And above</p> <ul style="list-style-type: none"> - Gross Vehicle Mass (GVM) – 3000 and above - Height(mm) – 1940mm and above - Interior Length(mm) – 1700mm above - Interior Width(mm) – 1500mm and above - Length(mm) – 4700mm and above - Wheelbase(mm) – 2730mm and above |

| | | |
|--|--|--|
| | | <ul style="list-style-type: none"> - Anti-lock braking system (ABS) - Flexible - Compression ratio – 22.4:1 (Flexible) - Differential Gear Ratio – 4.100 (Flexible) - Differential Lock – Front and rear - Drive Wheels – 4WD - Power Steering – Hydraulic/Standard - Electric windows - USB - Approach Angle in degrees – 36 (flexible) - Departure Angle in degrees – 27 (flexible) - Front Overhang(mm) – 710 and above - Front Tread(mm) 1555 and above - Gross Combination Mass- 6560 and above - Rear Overhang(mm) – 1205 and above - Rear Tread(mm) – 1460 and above - Kerb weight (kg) – 2320 and above - Towing capacity –Unbraked (kg) – 750 and above - Towing capacity – Braked (kg) – 1500 and above - Turning circle (tyres,m) – 5.3 and above - Width – 1870mm and above - Front Airbacks - Front 12V sockets in Cab - Wifi Hotspot Capabilities (integration) - Flexible - Partition - Car radio touch screen with mobile interface features and use of applications (Flexible) - Navigation, audio system and bluetooth capabilities (Flexible) - Air Conditioning and heating system - No ashtrays |
|--|--|--|

AMBULANCE CONVERSION SPECIFICATION

Please note that the fittings will be used for four financial years i.e They will be removed post 24 months and be placed on the new fleet. As a result, this must be considered in costing.

- Bullbar on the vehicle
- Fit rear bumper step on rear of vehicle
- Place 3m reflective tape on rear bumper step
- Remove 3m reflective tape on rear bumper step
- Wheel arches must be cleaned and sealed. Polyurethane must be applied to wheel arches, and they are then to be repainted to match the colour of the vehicle underneath.
- Rear doors must be capable of opening fully to allow easy access for patient loading
- Cut left-hand side sliding door window apertures. All cut outs needed to be treated against rust

Reinforcement

- Reinforce roof, body sides, and floor and front sections of vehicle in order to accept numerous fittings.
 - The wheel arches need to be altered to accept stretchers; stone chipped and painted the same as the interior of vehicle. A stainless-steel rubbing plate needs to be bonded onto the wheel arches.
- The patient compartment must be fitted with panels.
- The panels must be manufactured from a non-porous, smooth, white high-gloss material. The panels must be washable and scratch resistant. The side walls must have a minimum thickness of 4mm.
- The panels must be secured with 8 x 20 mm dual location plugs or other suitable securing method.
- Insulation (against heat and cold) needs to be placed behind all panels. Minimum requirement: Rockwool 233. Compliance with: EU14303,CINI 2.2.01 and ASTM C612 type IA and IB or equivalent.
- Where the interior panels intersect with the body or fittings, a polyurethane adhesive must be used to form a non-porous seal.

RIGHT-HAND-SIDE(RHS) BODY PANEL

Waist Rail

A custom manufactured waist rail is fitted to the RHS of the vehicle. This provides reinforcing along the length of the RHS of the vehicle body. The waist rail must be epoxy-coated in white to match the finish of the interior panels and must be constructed from 1.6 mm mild steel.

Integrated into the waist rail must be the following:

- Trauma board dual retaining brackets for the trauma and scoop stretcher. The brackets must be suitably lined to provide protection for the equipment, and 32 mm heavy duty strapping with spring buckle must be provided for securing the equipment. Full length trauma board (1830 x 410 x 40 mm).
- Electrical and mounting points for the PDT connection (location by end user). 1 x 12-volt DC Hella type socket fitted at the forward-most point of the waist rail.

Gabbler Rail

An 1820 mm Gabbler rail must be fitted on the RHS approximately 400 mm above the waist rail. The Gabbler rail must be fastened securely to the side with 3 x 8mm stainless steel fasteners and must be spaced away from the body side by a minimum of 40 mm. The Gabbler rail must have a certified minimum load capacity of 10 kg.

LEFT-HAND-SIDE(LHS) BODY PANEL

Waist Rail

A custom manufactured waist rail must be fitted to the LHS of the vehicle. This provides reinforcing along the length of the LHS of the vehicle body, in between the LHS sliding door and rear door apertures. The waist rail must be epoxy-coated in white to match the finish of the interior panels and must be constructed from 1.6 mm mild steel.

Integrated into the waist rail must be the following:

- Mounting points for three (3) passenger inertia lap belt fastenings. Three (3) **SABS or E marked approved Inertia cap type seat belts** must be supplied and fitted, and mounted onto a combination bracket.
- 1 x 12-volt DC Hella type socket at the forward-most point of the waist rail. Mounting points for backrest.

Back Rest

- A back rest must be securely fitted above the waist rail. Length: 1750 mm (may require adjusting according to vehicle type), Height: 200 mm x 12 mm ply, Depth: 60 mm. It must have a high-density foam insert and be trimmed in a non-absorbent red vinyl material.

Side Panel Finishing

- b)** The LHS and RHS panels, in between the rear edge of the front sliding door apertures and the rear door aperture edge, must be fitted with a custom-manufactured section incorporating full-length diffuse LED lighting strips (LED lighting detailed in electrical section).
- h)** 2 x Purpose-built, dual IV drip bag holders must be fitted at ceiling height and mid-area of stretcher. Each IV point must feature a "pig tail" hook for hanging the bag, and a waist-strap for securing and pressurizing the IV bags.

Interior Trim

- All door posts must be trimmed in red vinyl.

Head Bumpers:

High-density-foam-head-bumpers must be fitted above the rear door and side entrance doors. They must be the full length of the door apertures and trimmed in a non-absorbent red vinyl material.

Flooring

The original vehicle floor must be prepared to accept a 15 mm thick waterproof plywood floor panel.

Packing/spaces must be fitted within floor corrugations along with suitable reinforcing in same area for attendant seat, stretcher location and other floor fittings.

The plywood floor panel must be precisely cut to fit the original floor.

Separate floor panels must be joined by a half-lap method of 20 mm. The completed floor sections must be bonded into the vehicle using a polyurethane adhesive.

The floor must be levelled to facilitate stretcher handling and must have a tough, hard-wearing and waterproof finish. Floor-finish must be grey-water-splash-spray-finish. It must cover the entire floor and fold up all vertical surfaces at least 80 mm in the front and 40 mm on the sides.

High-wear and edge-floor-areas must be fitted with an extruded aluminium step edging.

Front storage/work area


A storage/work area must be fitted at the forward-most section of the patient's compartment. It must form a division between the driver's cab and patient compartment, and must run the entire width of the vehicle, extending rearwards at its deepest point for 620 mm.

It must be manufactured from aluminium, with all exposed corners radiused at 32 mm.

Although the following specifications are vehicle-specific, these values must be considered during design to be the minimum values:

- Height – 1850 mm
- Length – 3260 mm
- Width – 1740 mm
- Loading height must not exceed 600 mm from the ground (if exceeding this height, fold-out steps or bumper steps must be provided)

| | | |
|--|--|---|
| | | <p>The final design must be executed in conjunction with the End User, but the basic arrangement must include:</p> <ul style="list-style-type: none"> • A bulkhead panel must be constructed and must follow the same shape as the vehicle to hold various items and electrical components. • An open aperture on the right of the cupboard must house a rubber bungee retainer for various items (e.g. scoop, chair stretcher - Stair-chair (foldable) or similar); • Full coverage of the driver on the RHS to avoid rear impact from objects; • An adequate work surface made of scratch- and stain-resistant material; • Secure strapping for defibrillator/monitor on the upper work surface, hook and spring buckle type; • Provision for storage of a jump bag, 2 x slide-out waste bins, oxygen and other related medical equipment; • A pull-out drawer for 2 x sealed clear containers ± 110 x 165 x 150mm; • A top cupboard must be placed on top of the bottom cupboard with a single shelf to house various items; and • All cupboards must have a black plastic roller door system. <p>All the above must be conveniently accessible, and all fittings must be of industrial quality.</p> <p>Attendant Seat A commuter 2000 single red vinyl seat must be fitted and secured by 4 x 10 mm, 8.8 grade bolts with heavy-duty galvanized fender washers and nyloc nuts to underside of vehicle. Seat must be positioned at the head of the primary stretcher facing the rear doors; enough space for attendant's legs must be allowed within the available interior space. 1 (one) SABS or E-marked approved Inertia cap type belt must be supplied and fitted to the seat. Located beneath attendant seat cushion must be a custom-built bracket for secure retention of a standard sharps container. The sharps container must be readily accessible. A porta-vac box-holder must be mounted securely onto a slider mechanism that must be attached to the bottom rear of attendant's chair.</p> |
|--|--|---|



Handrail Provision

Extensive handrails must be provided throughout the vehicle, securely fastened to predetermined, reinforced points within the module.

The rear door and LHS sliding door must each have 2 x diagonal rails facing into the door aperture, each with a minimum length of 400 mm. Each door rail must have a minimum of 2 x mounting points, each fastened with 8 mm steel fasteners.

Handrails must have the following features:

- High visibility.
 - Non-slip; and
- Hand-grip section of 25 mm minimum diameter

PRIMARY STRETCHER (RIGHT HAND SIDE)

a)

Stretcher specification

1 x Four-caster self-loading ambulance stretcher with elevating head and fixed end must be fitted.

Stretcher fitment as per Original Equipment Manufacturer specifications

Fitted with head section closest to the driver's cab

Fitment must allow enough space at the head of the primary stretcher for an attendant seat.

The service provider must provide the stretcher.


b)

Front stretcher fastening system must consist of:

A passive Ankle type fastener located in a forward position. The Ankle must be securely fastened to the floor of the vehicle in accordance with the stretcher manufacturer's guidelines. The Ankle bracket must provide directional stability and guidance when loading a stretcher.

| | | |
|--|--|---|
| | | <p><u>Rear stretcher fastening system must consist of:</u> A quick release, positively located fastener. When viewed from the rear, the rear fastener must be located on the right-hand side of the stretcher.</p> <ul style="list-style-type: none"> • The vehicle body should have been pre-provisioned during manufacture to accommodate the stretcher fasteners and provide reinforcement for the fastening system. • Stretcher and bracket positioning must be determined and installed in consultation with the end user according to Original Equipment Manufacturer specifications. <p>All stretcher retaining brackets must be specific to and compatible with the selected stretcher and must be from the same manufacturer as the stretcher.</p> <p>Equipment: provisioning for fitment and storage for equipment must be made in the form of a bunk bench.</p> <ul style="list-style-type: none"> - 1 x 2.5 kg SABS-approved, fire extinguisher with steel retaining bracket and retaining "R" clip must be fitted in consultation with the end user. - Thermometer must be fitted to the patient compartment in such a way that it can measure ambient temperature of the patient compartment. Fitment must be decided after consultation with End User. - 2 x heavy-duty bulk oxygen and 1 x portable retaining bracket must be located on the LHS of cupboard. - A bullnose oxygen regulator with DISS must be supplied and fitted. <p>The regulator must be piped via certified oxygen piping from this compartment into two (2) wall mounted eminence oxygen outlets within the vehicle (located upper LHS by sliding door and RHS in line with LHS).</p> <p>The wall mounted flow meters must be complete with oxygen ports and oxygen dial-stop meters with flow rate parameters ranging from 1 to 25 litres with surface mounted tubing</p> <ul style="list-style-type: none"> - minimum of 2 (two). |
|--|--|---|

| | | |
|--|--|---|
| | | <p>- The oxygen system must be certified, and a test certificate must be issued with the vehicle.</p> <p>A dual portable oxygen bracket must be fitted on the RHS next to the attendant's chair.</p> <p>Oxygen pipe must have the following requirements or equivalent:</p> <ul style="list-style-type: none"> • Reinforced anti-static, low toxic liner. • Specially selected high tensile polyester fibres used at the optimum braid angle of 54° 44' (54.73°) creating an effective and balanced pressure hose. • Exceptional performance and renowned for reliability. • Conforming to BS EN ISO 5359:2008 meeting the current criteria for use with low-pressure medical gases. • Cadmium and silicone free. • Carefully selected materials conforming to BS ISO 2878:2005 Electrical Conductivity. • Medical colour standards. • Striped hoses for mixed gases; and • Resistant to a wide range of chemicals. <p>- All pipes' connections must be clamped with OERTIKA types clamps or equivalent.</p> <p>- One bonded window on the left of the patient compartment must be provided within the sliding door apertures. The window must be fully sliding and shatterproof safety glass. The size of the window must be as per the Original Equipment Manufacturer specifications. The upper two-thirds must be double sliding, and the lower one-third fixed. The bottom two-thirds must be frosted and the top third tinted to ensure patient privacy</p> <p>All windows must have interior locking devices.</p> <p>- Both rear doors must be fitted with individual fixed glass windows. Glass windows must conform to shape and radius of rear doors. Fixed rear windows and the window in the left</p> |
|--|--|---|



| | | | |
|--|--|--|---|
| | | | <p>side sliding door of the compartment must be two-thirds frosted (lower) and one-third tinted (upper) to ensure privacy.</p> <ul style="list-style-type: none"> - All windows must be shatterproof safety glass. - All windows must have smash and grab (30%). - The patient compartment must be completely dust proof. - Bonded sliding/fixed windows as specified above, must be freely obtainable for replacement. - The driver and the passenger door windows must be fitted with anti-smash-and-grab 100mic clear safety film or equivalent - 220V AC Power <p>f) A 12V DC to 220V AC minimum of 2000W pure sine wave inverter must be fitted.</p> <p>g) The inverter must incorporate a multistage intelligent battery charger capable of 35A at 12V.</p> <p>h) The inverter/charger must conform to EN 60335-1 safety standards (minimum) and 2004/104/EC automotive EMC directive.</p> <p>i) A remote on/off switch for the inverter must be located within the patient compartment. An indicator light must be provided to indicate the presence of 220V power from the inverter.</p> <p>j) 220V AC must be distributed via a distribution board to 3 outlets. The distribution board must be fitted with an earth leakage circuit breaker and a suitably rated overload protection breaker (6A max). Each outlet must contain a standard South African 3 pin 16A (Type D). Each outlet to have its own on/off switch.</p> |
|--|--|--|---|

12V DC POWER

- e) A second, auxiliary battery (12V) must be fitted. The battery must be a lead-acid, **deep cycle battery** with a minimum rating of 80A/h. The second battery must be connected to the vehicle's main battery via an automatic isolator/combiner.
- f) The isolator/combiner must engage when either battery voltage exceeds 13.1V and disengage when combined battery voltage is below 12.8V. The isolator/combiner must have a continuous current rating of 120A (minimum). Both main and auxiliary side of the isolator/combiner must be fused (100A). The auxiliary battery 12V DC must be distributed via a distribution board.
- g) Two 12V DC Hella type sockets must be fitted in the patient compartment – one left and one right in the centre.
- h) A 6-way blade fuse panel must be fitted near the auxiliary battery. This fuse holder will be used for third party connections. The fuse panel must make provision for:
- 2-Way radio – 2A
 - eFuel – 5A
 - Vehicle tracking device – 5A
 - MI System – 5A
 - 10. x Spare

MI System


The vehicle's MI system must meet the following requirements:

- 12V power must be provided to the dashboard and patient compartment in preparation for MDT and PDT installation.
- The MDT power point must be fitted with a 12V to 5V DC to DC converter and USB charger interface.
- The PDT power point must be fitted with a 12V to 5V DC to DC converter and USB charger interface.


| | | |
|--|--|---|
| | <ul style="list-style-type: none"> • 12V power and ignition sense wire must be provisioned for the connection of a router. • All MI System power must be provided by the auxiliary battery via a battery protector. • The battery protector must disconnect power if the battery voltage drops below 12.2V. • The battery protector must reconnect power if the battery voltage rises above 13.1V. • The battery protector must have a continuous current rating of 5A (minimum). A distribution board must be provided and fitted in a suitable place within the patient compartment. <p>All electrical wiring must be a minimum of 2.5 mm diameter.</p> <p>All wiring must be covered with acceptable PVC/Plastic Covering.</p> <p>All electrical circuits for accessories must be routed through suitable fuses.</p> | <p style="text-align: center;">Emergency Lighting</p> <p>a) 8-LED (2 rows of 4) Red Clusters to be used throughout except where otherwise noted. Cluster rows must be individually controlled and dual colour optional (e.g., red/white or red/amber).</p> <p>b) 8-LED clusters generation 4 or newer must be used in light bar. Light bar above windscreen must have five forward facing clusters. One cluster at 45° and one cluster at 90° must be fitted on the left and right of the light bar. LED Spotlights must be fitted on the R/H and L/H sides of light bar. Please refer to 2.1 for mounting of bar.</p> <p>i) On each side of the vehicle, one cluster must be positioned top rear and top middle. The end user may request that the middle cluster be Red.</p> <p>j) On the rear door(s), one cluster at top left, top right, waist high left and waist high right. If, by opening the rear door(s), the top clusters are obscured, additional</p> |
|--|--|---|

| | | | |
|--|--|--|--|
| | | | <p>clusters must be fitted inside the door recess –one left and one right (vehicle dependent).</p> <ul style="list-style-type: none"> k) Two clusters must be fitted in the radiator grill (left and right). These clusters must be red/white. Two 4-LED clusters may be substituted for a single 8-LED cluster where the mounting of an 8-LED cluster is impractical. l) A single, high intensity, dome style, flashing LED (red) must be fitted on each of the 4 corners of the vehicle at or near bumper height. These must be positioned for maximum protection from accidental damage. m) A two-channel flasher unit must be used to flash all clusters. Refer to diagram 1.2 for channel configuration. n) Single colour clusters must flash both rows simultaneously. <p>Interior Lighting</p> <ul style="list-style-type: none"> h) All interior lighting must be rigid LED strip lights, using 50/50 SMT Cool White LED at 30 LED per meter unless otherwise noted. i) All led must be mounted behind a light bar diffuser lens. j) Lights must be independently switched for the LHS and RHS and clearly marked. Interior light switches must be located on the bulkhead near the left-hand sliding door. k) Patient compartment ceiling lights must run the full length of the vehicle on both sides. l) The step inside the sliding door must be lit by LED strip lighting which must switch on when the sliding door is opened and switch off when the sliding door is closed (using existing door switches). m) A master cut off switch must be placed in the cab to allow the driver to switch lights off when needed. |
|--|--|--|--|

| | | |
|--|--|---|
| | | <p>n) A LED 27 watt loading light must be fitted inside at the right-hand upper corner of the rear door aperture. Switch must be easily accessible from the rear.</p> <p>Exterior Lighting</p> <p>The driver and passenger door must be fitted with red LED strip light along the trailing edge of the door. 20 cm per strip; 6 x 50/50 SMT LED per strip. Strip light must switch on when door is opened and off when door is closed (using existing door switches).</p> <p>Siren</p> <p>Output 200W with 1 speaker (placed in engine compartment, as close as possible to grill and facing outward in the direction of the grill).</p> <ul style="list-style-type: none"> • Wail, yelp & phaser tones. • Dual tone (stereo) - one tone through speaker. • Touch control panel; and <p>Horn ring control (press twice to activate response mode - lights & siren on – press again to change tone; press twice to silence siren; press once to switch lights off.</p> <p>- Yellow and green segmented Battenberg style, high visibility markings made from reflective material on the LHS and RHS of vehicle (typical block size: 300mm x 300mm). Vinyl specification: engineering grade 7-year reflective vinyl.</p> <p>- Metro EMS shield (North West EMS Logo, to be provided once tender is awarded) on LHS and RHS with Protekta Glaze clear coat for added scratch resistance and UV protection. Size: 400 x 460 mm.</p> |
|--|--|---|




| | | |
|--|--|---|
| | | <ul style="list-style-type: none"> - The word 'Ambulance' must be displayed on the LHS and RHS respectively. Size: 829 x 100 mm - Telephone Icon with '112' on the LHS and RHS -200mm X 90mm - Headset Icon with "24/7" sign on the LHS and RHS – 200mm X 90mm - Vehicle call sign/fleet no bottom (rear) LHS and RHS (To be provided once tender awarded) – 300mm X 90mm - SA flag depicted on LHS and RHS -160mm X 90mm - Provincial decal must be displayed on both cab doors; with Protekta Glaze clear coat for added scratch resistance and UV protection – 300mm X 300mm - North West EMS badge on bonnet with Protekta Glaze clear coat for added scratch resistance and UV protection. Size: 350mm x 325mm. - The word 'Ambulance' must be displayed on bonnet/Top front, with a reflective strip below. Size: 600 mm x 150 mm. - North West Emergency Medical Services at the bottom LHS and RHS – 2100mm X 40mm - The word 'Diesel/Petrol' (vehicle dependent) must be displayed next to the fuel cap. - High visibility segmented chevron patterned reflective marking must cover the entire back panel of the vehicle. Vinyl specification: Orange and lime green 3M diamond grade. - All digital print components printed on Avery/Orajel with minimum ink 4-year outdoor rating. - The words "No Smoking" decal must be stuck on the inside where it will be visible (or alternatively the international "No Smoking" pictograph sign may be applied). This will also be required in the driver's compartment. - All vehicles must be marked as per provincial End User requirements in 3M Vehicle reflective materials, both Standard and Diamond Grade. - The words "Emergency Exit" must be displayed on rear and sliding doors. |
|--|--|---|



| | | |
|--|--|--|
| | | <ul style="list-style-type: none"> - The back of the vehicle must be fitted with additional chevron consisting of yellow and orange reflective vinyl that must be fitted to the entire rear of the vehicle (excluding windows). - A high-quality wrap around bull-bar must be fitted directly to the chassis of the vehicle – Original Equipment Manufacturer approved and fitted. - A 2.5 kg DCP fire extinguisher must be fitted in the patient compartment in a suitable position. - Air-conditioning system for the patient compartment of vehicle must be supplied, installed, fitted, and included in the final pricing schedule as an optional item. It must carry a minimum of a 3-year warranty. - All instruments, gauges and switches must be clearly marked as to their use. Dymo stencilling will not be accepted. - Telephone Icon with "right" rear window 350mm X 160mm - North West EMS badge "left" rear window 350mm X 160mm <p>Side view of Ambulance</p> <ul style="list-style-type: none"> ▪ Total length, height, and loading height. ▪ Window position and dimension. ▪ Sign writing and stripping. ▪ Compartment mounting to chassis. <p>Body construction showing material used and dimension.</p> <p>Rear view of Ambulance</p> <ul style="list-style-type: none"> ▪ Door dimension ▪ Interior dimensions ▪ Plan of outlay of equipment ▪ Rear view showing placement of light units ▪ Detail of attachments to hold drip bottles and stretcher anchoring devices |
|--|--|--|

| | | | |
|---|---|--|---|
| 3 | | <ul style="list-style-type: none"> ▪ Detailed drawing of body construction showing material used and dimensions <p>Diagram of battery linking (management system)</p> <p>Front view of Ambulance</p> <p>Front view indicating light unit placement, type and sign writing</p> <p>Top view of patient compartment</p> <ul style="list-style-type: none"> ▪ Plan indicating the compartment layout from a top view. <p>Complete diagram indicating the electrical management system.</p> <p>Spare wheel mounting.</p> <p>Full vehicle wiring diagram</p> | |
| 3 | <p>Bus Conversion ready, 2.0 Turbo (Planned Patient Transporter-22 seater)</p> | <p>32</p> | <p>C) - Vehicle Transmission - Speed Automatic</p> <ul style="list-style-type: none"> - Fuel – Diesel Consumption - Fuel Tank – 70L – 100L - Output – Anything above 103KW / 340 Nm - Colour of Vehicle – White - Seats – Twenty Two (22) including driver - To be fitted with speed locker (to be provided) - Anti-lock braking system (ABS) - Wheel Base – Between 3640mm- 4490mm - Load Compartment length – 3201mm – 4700mm - Bullbar - Load Compartment Width – 1832mm and above - Overhang – Rear 1901mm and above - Load Compartment height – 1861mm and above - Driver alert system - Park distance control in front and rear with sensor based side protection - Two 12V sockets in Cab - Wifi Hotspot Capabilities - Partition |

| | | |
|--|---|--|
| | <ul style="list-style-type: none"> - Car radio touch screen with mobile interface features and use of applications - Climate Air Conditioning and heating system - Second Battery - Rear-view camera system - Blind spot monitor including Rear traffic Alert which includes two rear radar sensors to detect moving objects behind vehicle with a range of approximately 20 metres - Smash and grab on all windows (30%) | <p>Branding</p> <p>All digital print components printed on Avery/Orajel with minimum ink 4-year outdoor rating.</p> <p>A) Yellow and green segmented Battenberg style, high visibility markings made from reflective material on the LHS and RHS of vehicle (typical block size: 300 x 300 mm). Vinyl specification: engineering grade 7-year reflective vinyl.</p> <p>B) Provincial decal must be displayed on both cab doors; with Protekta Glaze clear coat for added scratch resistance and UV protection.</p> <p>C) Metro EMS shield (North West EMS Logo, to be provided once tender is awarded) on LHS and RHS with Protekta Glaze clear coat for added scratch resistance and UV protection. Size: 400mm x 460 mm</p> <p>D) Headset Icon with "24/7" sign on the LHS and RHS – 200mm X 150mm</p> <p>E) Vehicle call sign/fleet no bottom (rear) LHS and RHS (To be provided once tender awarded) – 300mm X 90mm</p> <p>F) SA flag depicted on LHS and RHS above the call sign -100mm X 90mm</p> <p>G) North West Planned Patient Transport signage on LHS and RHS – 1000mm X 90mm</p> <p>H) Cell Phone Icon with '112' on the rear window underneath "Response Vehicle". In white – 400mm X 300mm</p> |
|--|---|--|



| | | | |
|---|--|----|--|
| 4 | 4 X 4, Vehicles 2.0L (7) seater – Planned Patient Transporter | 20 | <p>I) Anti-Smash and grab 30% on all windows.</p> <p>J) Headset Icon with "24/7" sign on the LHS and RHS on the bottom part of the C-Pillar – 200mm X 150mm</p> <p>K) On LHS and RHS rear windows, 112 with cell phone Icon in red on the - 200mm X 150mm</p> <p>L) On the back window – North West EMS badge on the one window -400mm X 400mm</p> <p>M) All vehicles must be marked as per provincial End User requirements in 3M Vehicle reflective materials, both Standard and Diamond Grade.</p> <p>M) ADDITIONAL LOGOS</p> <p>1. X6 Logos LHS and RHS – size 250mm X 200mm (3 each side).</p> |
| 4 | | | <p>D)- Vehicle Transmission - Speed Manual</p> <ul style="list-style-type: none"> - Fuel – Diesel Consumption - Fuel Tank – 60L and above - Power – Anything above 103KW / 340 Nm - Colour of Vehicle – White - Seats – Seven (7) seater - To be fitted with speed locker (to be provided) - Anti-lock braking system (ABS) - Driver alert system - Rear park distance with sensors - Two 12V sockets in Cab - Wifi Hotspot Capabilities - Car radio touch screen with mobile interface features - Climate Air Conditioning and heating system - Smash and grab on all windows (30%) <p>Branding</p> |

| | | | |
|---|-------------------------------------|----|--|
| 5 | | | <p>All digital print components printed on Avery/Orajet with minimum ink 4-year outdoor rating.</p> <p>A) Yellow and green segmented Battenberg style, high visibility markings made from reflective material on the LHS and RHS of vehicle (typical block size: 150 x 150 mm). Vinyl specification: engineering grade 7-year reflective vinyl.</p> <p>B) Provincial decal must be displayed on both cab doors; with Protekta Glaze clear coat for added scratch resistance and UV protection.</p> <p>C) Metro EMS shield (North West EMS Logo, to be provided once tender is awarded) on LHS and RHS with Protekta Glaze clear coat for added scratch resistance and UV protection. Size: 400 x 460 mm.</p> <p>E) - Headset Icon with "24/7" sign on the LHS and RHS – 200mm X 150mm</p> <p>F) Vehicle call sign/fleet no bottom LHS and RHS (To be provided once tender awarded) – 300mm X 90mm</p> <p>G) SA flag depicted on LHS and RHS above the call sign -100mm X 90mm</p> <p>H) North West Planned Patient Transport signage on LHS and RHS – 1000mm X 90mm</p> <p>I) Cell Phone Icon and "112" in White, Rear Window – 900mm X 90mm</p> <p>K) Anti-Smash and grab 30% on all windows.</p> <p>L) Headset Icon with "24/7" sign on the LHS and RHS – 200mm X 150mm</p> <p>P) On the bonnet 400mm X 300mm – North West EMS badge</p> <p>Q) All vehicles must be marked as per provincial End User requirements in 3M Vehicle reflective materials, both Standard and Diamond Grade.</p> <p>R) ADDITIONAL LOGOS</p> <p>1. X6 Logos LHS and RHS – size 200mm X 200mm (3 Each side).</p> |
| 5 | Fully Converted 2.0 Litres turbo | 32 | <p>E)- Vehicle Transmission - Speed Manual - Fuel – Diesel - Fuel Tank – 70L – 90L</p> |

| | |
|---|--|
| <p>Double Stretcher Ambulances</p> | <ul style="list-style-type: none"> - Output – Anything above 103KW / 340 Nm - Colour of Vehicle – White - Seats – Three (3) including driver - To be fitted with speed locker (km/hr to be provided at a later stage) - Anti-lock braking system (ABS) - Wheelbase – 4100mm and above Front overhang – 1048mm and above Bullbar Max Length – 7274mm and above Internal Length – 4680mm and above Internal width – 1740mm and above Fuel Tank – 100L and above Max Power – 125kw at 3000 3500 rpm Speed limiter 100 km/hr Air Conditioner Three (3) front seat including driver - Chromadek rooflining - Chromadek side panels - Insulation to roof & sides - Rubberize floor - Windows= Sliding door +2 x rear doors - - Tint/frosting to windows - 7 x Highback seats in patient compartment - Upright cabinet R/H front behind seats - White power coated cupboard next to sliding door - 1 x Attendant seat - 1/2 partition in front - Child-friendly roof panelling = Blue Vinyl Cloud print - Child-friendly partition panelling = BLUE - Dual battery + manager - Electrical fittings - IV Holders - Oxygen brackets to L/H rear side - Oxygen Outlets - Interior LED Lights |
|---|--|

- Lights & Siren
- Head bumper cushions
- 2 x Extra Plugs
- Dash Light
- Air-conditioning in patient - compartment Interior & Exterior
- Branding as per EMS Specifications
- Emergency sign = exterior Caravan plug = 220v exterior
- Self loader stretcher x 2 + raised floor + fold-down ramps
- Digital thermometer
- Supply & fit flow meter
- Supply & fit Reverse Camera
- Supply & fit Small LCD Screen on dash for camera
- Supply & fit lithium battery
- Supply & fit Fuel locking system
- Supply & fit Inverter
- Supply & fit centre grab rail to roof Hope the above will assist.

TWO STRETCHERS (RIGHT and LEFT HAND SIDE)

a) Provide stretchers

Stretcher specification

2 x Four-castor self-loading ambulance stretchers with elevating head and fixed end must be fitted.

Stretcher fitment as per Original Equipment Manufacturer specifications

Fitted with head section closest to the driver's cab

Fitment must allow enough space at the head of the of both stretchers for an attendant seat.

b)

Front stretcher fastening system must consist of:

Passive Anklers type fastener located in a forward position. The Anklers must be securely fastened to the floor of the vehicle in accordance with the stretcher manufacturer's

guidelines. The Anklers brackets must provide directional stability and guidance when loading a stretcher.

Rear stretchers fastening system must consist of:

A quick release, positively located fastener.

When viewed from the rear, the rear fastener must be located on the right-hand side of the stretcher.

- The vehicle body should have been pre-provisioned during manufacture to accommodate the stretchers fasteners and provide reinforcement for the fastening system.
- Stretchers and brackets positioning must be determined and installed in consultation with the end user according to Original Equipment Manufacturer specifications.

All stretchers retaining brackets must be specific to and compatible with the selected stretchers and must be from the same manufacturer as the stretchers.

- Yellow and green segmented Battenberg style, high visibility markings made from reflective material on the LHS and RHS of vehicle (typical block size: 300 x 300 mm). Vinyl specification: engineering grade 7-year reflective vinyl.

- Metro EMS shield (North West EMS Logo, to be provided once tender is awarded) on LHS and RHS with Protekta Glaze clear coat for added scratch resistance and UV protection. Size: 400 x 460 mm.


- The word 'Ambulance' must be displayed on the LHS and RHS respectively. Size: 829 x 100 mm

- Cell Phone Icon with '112' on the LHS and RHS -100mm X 50mm


- Headset Icon with "24/7" sign on the LHS and RHS – 200mm X 150mm

- Vehicle call sign/fleet no bottom (rear) LHS and RHS (To be provided once tender awarded) – 300mm X 90mm


| | | |
|--|--|---|
| | | <ul style="list-style-type: none"> - SA flag depicted on LHS and RHS -100mm X 90mm - Provincial decal must be displayed on both cab doors; with Protekta Glaze clear coat for added scratch resistance and UV protection. - Star of Life on bonnet with Protekta Glaze clear coat for added scratch resistance and UV protection. Size: 350 x 325 mm. - The word 'Ambulance' must be displayed on bonnet/Top front, with a reflective strip below. Size: 600 mm x 150 mm. - The word 'Diesel/Petrol' (vehicle dependent) must be displayed next to the fuel cap. - High visibility segmented chevron patterned reflective marking must cover the entire back panel of the vehicle. Vinyl specification: Orange and lime green 3M diamond grade. - All digital print components printed on Avery/Orajel with minimum ink 4-year outdoor rating. - The words "No Smoking" decal must be stuck on the inside where it will be visible (or alternatively the international "No Smoking" pictograph sign may be applied). This will also be required in the driver's compartment. - All vehicles must be marked as per provincial End User requirements in 3M Vehicle reflective materials, both Standard and Diamond Grade. - The words "Emergency Exit" must be displayed on rear and sliding doors. - The back of the vehicle must be fitted with additional chevron consisting of yellow and orange reflective vinyl that must be fitted to the entire rear of the vehicle (excluding windows). - A high-quality wrap around bull-bar must be fitted directly to the chassis of the vehicle – Original Equipment Manufacturer approved and fitted. - A 2.5 kg DCP fire extinguisher must be fitted in the patient compartment in a suitable position. |
|--|--|---|




| | | |
|--|--|---|
| | | <p>- Air-conditioning system for the patient compartment of vehicle must be supplied, installed, fitted, and included in the final pricing schedule as an optional item. It must carry a minimum of a 3-year warranty.</p> <p>- All instruments, gauges and switches must be clearly marked as to their use. Dymo stencilling will not be accepted.</p> <p>- North West Emergency Medical Services signage on LHS and RHS – 1000mm X 100mm</p> <p>Flooring</p> <p>The original vehicle floor must be prepared to accept a 15 mm thick waterproof plywood floor panel.</p> <p>Packing/spaces must be fitted within floor corrugations along with suitable reinforcing in same area for attendant seat, stretcher location and other floor fittings.</p> <p>The plywood floor panel must be precisely cut to fit the original floor.</p> <p>Separate floor panels must be joined by a half-lap method of 20 mm. The completed floor sections must be bonded into the vehicle using a polyurethane adhesive.</p> <p>The floor must be levelled to facilitate stretcher handling and must have a tough, hard-wearing and waterproof finish. Floor-finish must be grey-water-splash-spray-finish. It must cover the entire floor and fold up all vertical surfaces at least 80 mm in the front and 40 mm on the sides.</p> <p>High-wear and edge-floor-areas must be fitted with an extruded aluminium step edging.</p> <p>Front storage / work area</p> <p>A storage/work area must be fitted at the forward-most section of the patient's compartment. It must form a division between the driver's cab and patient compartment, and must run the entire width of the vehicle, extending rearwards at its deepest point for 620 mm.</p> <p>It must be manufactured from aluminium, with all exposed corners radiused at 32 mm.</p> |
|--|--|---|




| | | |
|--|--|--|
| | | <p>Although the following specifications are vehicle-specific, these values must be considered during design to be the minimum values:</p> <ul style="list-style-type: none"> • Height – 1850 mm • Length – 3260 mm • Width – 1740 mm • Loading height must not exceed 600 mm from the ground (if exceeding this height, fold-out steps or bumper steps must be provided) <p>All pipes' connections must be clamped with OERTIKA types clamps or equivalent.</p> <ul style="list-style-type: none"> - One bonded window on the left of the patient compartment must be provided within the sliding door apertures. The window must be fully sliding and shatterproof safety glass. The size of the window must be as per the Original Equipment Manufacturer specifications. The upper two-thirds must be double sliding, and the lower one-third fixed. The bottom two-thirds must be frosted and the top third tinted to ensure patient privacy <p>All windows must have interior locking devices.</p> <ul style="list-style-type: none"> - Both rear doors must be fitted with individual fixed glass windows. Glass windows must conform to shape and radius of rear doors. Fixed rear windows and the window in the left side sliding door of the compartment must be two-thirds frosted (lower) and one-third tinted (upper) to ensure privacy. - All windows must be shatterproof safety glass. - Smash and grab 30% on all windows. - The patient compartment must be completely dust proof. - Bonded sliding/ fixed windows as specified above, must be freely obtainable for replacement. - The driver and the passenger door windows must be fitted with anti-smash-and-grab 100mic clear safety film or equivalent |
|--|--|--|



| | | |
|--|--|--|
| | | <p>- 220V AC Power</p> <ul style="list-style-type: none"> k) A 12V DC to 220V AC minimum of 2000W pure sine wave inverter must be fitted. l) The inverter must incorporate a multistage intelligent battery charger capable of 35A at 12V. m) The inverter/charger must conform to EN 60335-1 safety standards (minimum) and 2004/104/EC automotive EMC directive. n) A remote on/off switch for the inverter must be located within the patient compartment. An indicator light must be provided to indicate the presence of 220V power from the inverter. o) 220V AC must be distributed via a distribution board to 3 outlets. The distribution board must be fitted with an earth leakage circuit breaker and a suitably rated overload protection breaker (6A max). Each outlet must contain a standard South African 3 pin 16A (Type D). Each outlet to have its own on/off switch. |
| | | <p>12V DC POWER</p> <ul style="list-style-type: none"> i) A second, auxiliary battery (12V) must be fitted. The battery must be a lead-acid, deep cycle battery with a minimum rating of 80A/h. The second battery must be connected to the vehicle's main battery via an automatic isolator/combiner. j) The isolator/combiner must engage when either battery voltage exceeds 13.1V and disengage when combined battery voltage is below 12.8V. The isolator/combiner must have a continuous current rating of 120A (minimum). Both main and auxiliary side of the isolator/combiner must be fused (100A). The auxiliary battery 12V DC must be distributed via a distribution board. k) Two 12V DC Hella type sockets must be fitted in the patient compartment – one left and one right in the centre. |



| | | |
|--|--|---|
| | | <p>I) A 6-way blade fuse panel must be fitted near the auxiliary battery. This fuse holder will be used for third party connections. The fuse panel must make provision for:</p> <ul style="list-style-type: none"> • 2-Way radio – 2A • eFuel – 5A • Vehicle tracking device – 5A • MI System – 5A <p>11. x Spare</p> <p>MI System</p> <p>The vehicle's MI system must meet the following requirements:</p> <ul style="list-style-type: none"> • 12V power must be provided to the dashboard and patient compartment in preparation for MDT and PDT installation. • The MDT power point must be fitted with a 12V to 5V DC to DC converter and USB charger interface. • The PDT power point must be fitted with a 12V to 5V DC to DC converter and USB charger interface. • 12V power and ignition sense wire must be provisioned for the connection of a router. • All MI System power must be provided by the auxiliary battery via a battery protector. • The battery protector must disconnect power if the battery voltage drops below 12.2V. • The battery protector must reconnect power if the battery voltage rises above 13.1V. • The battery protector must have a continuous current rating of 5A (minimum). <p>A distribution board must be provided and fitted in a suitable place within the patient compartment.</p> <p>All electrical wiring must be a minimum of 2.5 mm diameter.</p> <p>All wiring must be covered with acceptable PVC/Plastic Covering.</p> |
|--|--|---|



All electrical circuits for accessories must be routed through suitable fuses.

Emergency Lighting

- a)** 8-LED (2 rows of 4) Red Clusters to be used throughout except where otherwise noted. Cluster rows must be individually controlled and dual colour optional (e.g., red/white or red/amber).
- b)** 8-LED clusters generation 4 or newer must be used in light bar. Light bar above windscreen must have five forward facing clusters. One cluster at 45° and one cluster at 90° must be fitted on the left and right of the light bar. LED Spotlights must be fitted on the R/H and L/H sides of light bar. Please refer to 2.1 for mounting of bar.
- o)** On each side of the vehicle, one cluster must be positioned top rear and top middle. The end user may request that the middle cluster be Red.
- p)** On the rear door(s), one cluster at top left, top right, waist high left and waist high right. If, by opening the rear door(s), the top clusters are obscured, additional clusters. must be fitted inside the door recess –one left and one right (vehicle dependent).
- q)** Two clusters must be fitted in the radiator grill (left and right). These clusters must be red/white. Two 4-LED clusters may be substituted for a single 8-LED cluster where the mounting of an 8-LED cluster is impractical.
- r)** A single, high intensity, dome style, flashing LED (red) must be fitted on each of the 4 corners of the vehicle at or near bumper height. These must be positioned for maximum protection from accidental damage.
- s)** A two-channel flasher unit must be used to flash all clusters. Refer to diagram 1.2 for channel configuration.
- t)** Single colour clusters must flash both rows simultaneously.


Interior Lighting

- o) All interior lighting must be rigid LED strip lights, using 50/50 SMT Cool White LED at 30 LED per meter unless otherwise noted.
- p) All led must be mounted behind a light bar diffuser lens.
- q) Lights must be independently switched for the LHS and RHS and clearly marked. Interior light switches must be located on the bulkhead near the left-hand sliding door.
- r) Patient compartment ceiling lights must run the full length of the vehicle on both sides.
- s) The step inside the sliding door must be lit by LED strip lighting which must switch on when the sliding door is opened and switch off when the sliding door is closed (using existing door switches).
- t) A master cut off switch must be placed in the cab to allow the driver to switch lights off when needed.
- u) A LED 27 watt loading light must be fitted inside at the right-hand upper corner of the rear door aperture. Switch must be easily accessible from the rear.


Exterior Lighting

The driver and passenger door must be fitted with red LED strip light along the trailing edge of the door.
20 cm per strip; 6 x 50/50 SMT LED per strip.
Strip light must switch on when door is opened and off when door is closed (using existing door switches).

| | |
|--|---|
| | <p>Siren</p> <p>Output 200W with 1 speaker (placed in engine compartment, as close as possible to grill and facing outward in the direction of the grill).</p> <ul style="list-style-type: none"> • Wail, yelp & phaser tones. • Dual tone (stereo) - one tone through speaker. • Touch control panel; and <p>Horn ring control (press twice to activate response mode - lights & siren on – press again to change tone; press twice to silence siren; press once to switch lights off).</p> <p>Branding</p> <p>All digital print components printed on Avery/Orajet with minimum ink 4-year outdoor rating.</p> <p>A) Yellow and green segmented Battenberg style, high visibility markings made from reflective material on the LHS and RHS of vehicle (typical block size: 300mm x 300 mm). Vinyl specification: engineering grade 7-year reflective vinyl.</p> <p>B) Provincial decal must be displayed on both cab doors; with Protekta Glaze clear coat for added scratch resistance and UV protection.</p> <p>C) Metro EMS shield (North West EMS Logo, to be provided once tender is awarded) on LHS and RHS with Protekta Glaze clear coat for added scratch resistance and UV protection. Size: 400mm x 460 mm</p> <p>D) Headset Icon with "24/7" sign on the LHS and RHS – 200mm X 150mm</p> <p>E) Vehicle call sign/fleet no bottom (rear) LHS and RHS (To be provided once tender awarded) – 300mm X 90mm</p> <p>F) SA flag depicted on LHS and RHS above the call sign -100mm X 90mm</p> |
|--|---|



| | | | |
|-----------------|---|------------------|--|
| | | | <p>G) North West Planned Patient Transport signage on LHS and RHS – 1000mm X 90mm</p> <p>H) Cell Phone Icon with '112' on the rear window underneath "Response Vehicle". In white – 400mm X 300mm</p> <p>I) Anti-Smash and grab 30% on all windows.</p> <p>J) Headset Icon with "24/7" sign on the LHS and RHS on the bottom part of the C-Pillar – 200mm X 150mm</p> <p>K) On LHS and RHS rear windows, 112 with cell phone Icon in red on the - 200mm X 150mm</p> <p>L) On the back window – North West EMS badge on the one window –400mm X 400mm</p> <p>M) All vehicles must be marked as per provincial End User requirements in 3M Vehicle reflective materials, both Standard and Diamond Grade.</p> <p>M) ADDITIONAL LOGOS</p> <p>1. X6 Logos LHS and RHS – size 250mm X 200mm (3 each side).</p> |
| <p>6</p> | <p>SUV Vehicle 1.4 litres (Response Vehicle)</p> | <p>10</p> | <p>E)- Vehicle Transmission – 6 Speed Automatic</p> <ul style="list-style-type: none"> - Fuel – Petrol Consumption - Fuel Tank – 50L or above - Output Power – 110KW or above - Colour of Vehicle – White - Seats – 5 seats - Boot Space with the 5 seats in place – 200 litres or above - Speed Locker (km/hr to be provided at a later stage) - Anti-locker Brake system (ABS) - Wheelbase – 2750mm or above - Wifi Hotspot Capabilities - Car Radio, Bluetooth Capabilities - Front 12V Sockets |



| | | |
|--|--|---|
| | | <p>- Rear Air conditioner – Automatic</p> <p>- Car radio touch screen with mobile interface features and use of applications</p> <p>- No ashtray</p> <p>- Smash and grab on all windows (30%)</p> <p>Siren</p> <p>Output 200W with 1 speaker (placed in engine compartment, as close as possible to grill and facing outward in the direction of the grill).</p> <ul style="list-style-type: none"> • Wail, yelp & phaser tones. • Dual tone (stereo) - one tone through speaker. • Touch control panel; and <p>Horn ring control (press twice to activate response mode - lights & siren on – press again to change tone; press twice to silence siren; press once to switch lights off).</p> <p>Emergency Lights</p> <ol style="list-style-type: none"> a) Two rows of 8-LED clusters generation 4 or newer must be used in light bar. b) Light bar on the top front part and top back part of the vehicle with one cluster at 45° and one cluster at 90° must be fitted on the left and right of the light bar. LED Spotlights must be fitted on the R/H and L/H sides of light bar. Size of the light bar must be between 30 and 35mm. c) Four clusters must be fitted in the radiator grill (left and right). These clusters must be red and white. Two 4-LED clusters may be substituted for a single 8-LED cluster where the mounting of an 8-LED cluster is impractical. d) Light bar/practical lights flashing red and white inside the vehicle on the front part of the windscreen facing forward. e) Light bar/practical lights inside the vehicle on the rear top part window facing backwards, flashing red and white. |
|--|--|---|

| | |
|--|--|
| | <p>f) A two-channel flasher unit must be used to flash all clusters.</p> <p>g) Single colour clusters must flash both rows simultaneously.</p> <p>h) Two(2) Cluster square lights on the side at the back.</p> <p>i) Three(3) cluster square lights spread across the bumper at the back.</p> <p>Branding</p> <p>All digital print components printed on Avery/Orajet with minimum ink 4-year outdoor rating.</p> <p>A) Yellow and green segmented Battenberg style, high visibility markings made from reflective material on the LHS and RHS of vehicle (typical block size: 150mm x 150 mm). Vinyl specification: engineering grade 7-year reflective vinyl.</p> <p>B) Provincial decal must be displayed on both front cab doors; with Protekta Glaze clear coat for added scratch resistance and UV protection – 300mm X 300mm</p> <p>C) Metro EMS shield (North West EMS Logo, to be provided once tender is awarded) on LHS and RHS with Protekta Glaze clear coat for added scratch resistance and UV protection. Size: 300mm x 300mm.</p> <p>D) Response Vehicle – Top part of the Rear Window at 900mm X 90mm</p> <p>E) - Headset Icon with "24/7" sign on the LHS and RHS – 200mm X 150mm</p> <p>F) Vehicle call sign/fleet no bottom LHS and RHS (To be provided once tender awarded) – 300mm X 90mm</p> <p>G) SA flag depicted on LHS and RHS above the call sign -160mm X 90mm</p> <p>H) North West Emergency Medical Services signage on LHS and RHS – 1900mm X 40mm</p> |
|--|--|



| | | | |
|---|---|----|---|
| 7 | | | <p>I) Response Vehicle – Rear Window at 900mm X 90mm</p> <p>J) Telephone Icon with '112' on the rear window underneath "Response Vehicle" .- 350mm X 160mm</p> <p>K) Anti-Smash and grab 30% on all windows.</p> <p>L) Headset Icon with "24/7" sign on the LHS and RHS – 150mm X 150mm</p> <p>M) On LHS and RHS, 112 with telephone Icon – 200mm X 150mm</p> <p>N) On the back "Emergency Medical Services" in red at 900mm X 40mm</p> <p>P) On the back – North West EMS badge at 150mm X 100mm</p> <p>Q) All vehicles must be marked as per provincial End User requirements in 3M Vehicle reflective materials, both Standard and Diamond Grade.</p> <p>R) ADDITIONAL LOGOS</p> <p>1. X6 Logos LHS and RHS – size 200mm X 200mm (3 Each side).</p> |
| 7 | <p>4 X 4 SUV Response Vehicle 2.0 litres (Fully Converted)</p> | 12 | <p>F)- Vehicle Transmission – 6 Speed Automatic</p> <ul style="list-style-type: none"> - Fuel – Diesel Consumption - Fuel Tank – 70L or above - Output Power – 150KW or above - Colour of Vehicle – White - Seats – 5 seater - Boot Space with the 5 seats in place – 250 litres or above - Speed Locker at 140Km/hr - Anti-locker Brake system(ABS) - Wheelbase – 2850 mm or above - Wifi Hotspot Capabilities - Car Radio, Bluetooth Capabilities - Front 12V Sockets - Rear Air conditioner – Automatic |

- Rear View Camera
- Car radio touch screen with mobile interface features and use of applications – No ashtray

CONVERSION OF THE RESPONSE VEHICLE

Siren

Output 200W with 1 speaker (placed in engine compartment, as close as possible to grill and facing outward in the direction of the grill).

- Wail, yelp & phaser tones.
- Dual tone (stereo) – one tone through speaker.
- Touch control panel; and

Horn ring control (press twice to activate response mode – lights & siren on – press again to change tone; press twice to silence siren; press once to switch lights off.

EMERGENCY LIGHTS

- j) Two rows of 8-LED clusters generation 4 or newer must be used in light bar.
- k) Light bar on the top front part and top back part of the vehicle with one cluster at 45° and one cluster at 90° must be fitted on the left and right of the light bar. LED Spotlights must be fitted on the R/H and L/H sides of light bar. Size of the light bar must be between 30 and 35mm.
- l) Four clusters must be fitted in the radiator grill (left and right). These clusters must be red and white. Two 4-LED clusters may be substituted for a single 8-LED cluster where the mounting of an 8-LED cluster is impractical.
- m) Light bar/practical lights flashing red and white inside the vehicle on the front part of the windscreen facing forward.

| | | |
|--|--|--|
| | <p>n) Light bar/practical lights inside the vehicle on the rear top part window facing backwards, flashing red and white.</p> <p>o) A two-channel flasher unit must be used to flash all clusters.</p> <p>p) Single colour clusters must flash both rows simultaneously.</p> <p>q) Two (2) Cluster square lights on the side at the back.</p> <p>r) Three (3) cluster square lights spread across the bumper at the back.</p> <p>BRANDING</p> <p>All digital print components printed on Avery/Orajel with minimum ink 4-year outdoor rating.</p> <p>A) Yellow and green segmented Battenberg style, high visibility markings made from reflective material on the LHS and RHS of vehicle (typical block size: 150mm x 150 mm). Vinyl specification: engineering grade 7-year reflective vinyl.</p> <p>B) Provincial decal must be displayed on both cab doors; with Protekta Glaze clear coat for added scratch resistance and UV protection. – 300mm X 300mm</p> <p>C) Metro EMS shield (North West EMS Logo, to be provided once tender is awarded) on LHS and RHS with Protekta Glaze clear coat for added scratch resistance and UV protection. Size: 400 x 450 mm.</p> <p>B) Response Vehicle – Rear Window at 900mm X 90mm</p> <p>D) Telephone Icon with '112' on the LHS and RHS -200mm X 150mm</p> <p>E) Headset Icon with 24/7 on the LHS and RHS – 150mm X 150mm</p> | |
|--|--|--|

| | | | |
|-----------------|---|-----------------|---|
| | | | <p>F) Vehicle call sign/fleet no bottom LHS and RHS (To be provided once tender awarded) – 300mm X 90mm</p> <p>G) SA flag depicted on LHS and RHS, above the call sign - 160mm X 90mm</p> <p>H) North West Emergency Medical Services signage on LHS and RHS – 1900mm X 40mm</p> <p>I) Telephone Icon with “112” on the rear window underneath “Response Vehicle” – 350mm X 160mm</p> <p>J) Emergency Medical Services at the back – 900mm X 40mm</p> <p>J) ADDITIONAL LOGOS</p> <p>1. X6 Logos LHS and RHS – size 200mm X 200mm (3 each side).</p> |
| <p>8</p> | <p>4 X 4 SUV ,3.0 Litres (Fully Converted (Response Vehicle)</p> | <p>7</p> | <p>G)- Vehicle Transmission – 8 Speed Automatic</p> <ul style="list-style-type: none"> - Fuel – Diesel Consumption - Fuel Tank – 67 litres or above - - Output power or above– 140KW / 400Nm - Colour of Vehicle – White - Seats – 7-seater - Boot Space – 500 litres or above - Anti-locker Brake System (ABS) - Wheelbase – 2800 or above - Ground Clearance – 225mm or above - Wifi Hotspot Capabilities - Front 12V Sockets - Parking assist including rear view camera and Park distance control and reversing assistant - Speed limiter - Speed limit info - Automatic Air-conditioning - No Ashtray |

- Car radio touch screen with mobile interface features and use of applications

CONVERSION OF THE RESPONSE VEHICLE

Siren

Output 200W with 1 speaker (placed in engine compartment, as close as possible to grill and facing outward in the direction of the grill).

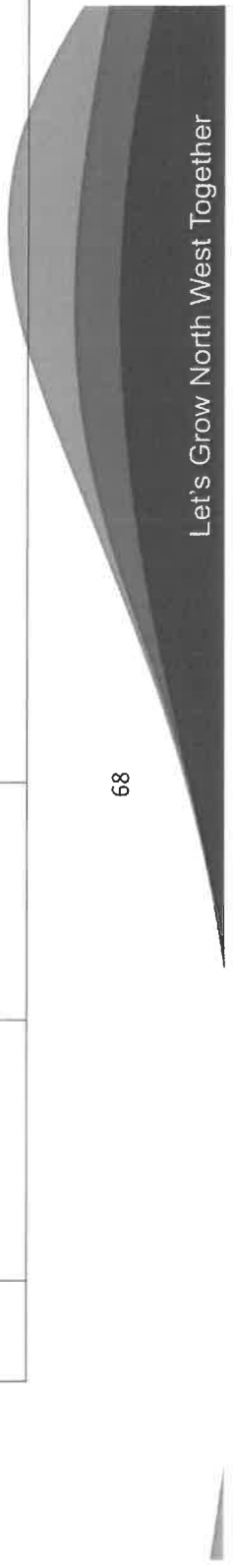
- Wail, yelp & phaser tones.
- Dual tone (stereo) – one tone through speaker.
- Touch control panel; and

Horn ring control (press twice to activate response mode – lights & siren on – press again to change tone; press twice to silence siren; press once to switch lights off).

BRANDING


- A) All digital print components printed on Avery/Orajet with minimum ink 4-year outdoor rating.
- B) Yellow and green segmented Battenberg style, high visibility markings made from reflective material on the LHS and RHS of vehicle (typical block size: 150mm x 150 mm). Vinyl specification: engineering grade 7-year reflective vinyl.
- C) Metro EMS shield (North West EMS Logo, to be provided once tender is awarded) on LHS and RHS with Protekta Glaze clear coat for added scratch resistance and UV protection. Size: 280mm x 300mm.
- D) Provincial decal must be displayed on both cab doors; with Protekta Glaze clear coat for added scratch resistance and UV protection.
- E) Response Vehicle – Rear Window at 900mm X 90mm
- F) Telephone Icon with '112' on the LHS and RHS -200mm X 150mm

| | | |
|--|--|---|
| | | <p>G) Headset Icon with 24/7 on the LHS and RHS – 200mm X 150mm</p> <p>H) Vehicle call sign/fleet no bottom LHS and RHS (To be provided once tender awarded) – 300mm X 90mm</p> <p>I) SA flag depicted on LHS and RHS -160mm X 90mm</p> <p>J) North West Emergency Medical Services signage on LHS and RHS – 1900mm X 40mm</p> <p>K) 112 underneath response vehicle rear window – 350mm X 160mm</p> <p>L) Emergency Medical services at the back – 900mm X 40mm</p> <p>L) All vehicles must be marked as per provincial End User requirements in 3M Vehicle reflective materials, both Standard and Diamond Grade.</p> <p>EMERGENCY LIGHTS</p> <p>A) Two rows of 8-LED clusters generation 4 or newer must be used in light bar.</p> <p>B) Light bar on the top front part and top back part of the vehicle with one cluster at 45° and one cluster at 90° must be fitted on the left and right of the light bar. LED Spotlights must be fitted on the R/H and L/H sides of light bar. Size of the light bar must be between 30 and 35mm.</p> <p>C) Four clusters must be fitted in the radiator grill (left and right). These clusters must be red and white. Two 4-LED clusters may be substituted for a single 8-LED cluster where the mounting of an 8-LED cluster is impractical.</p> <p>D) Light bar/practical lights flashing red and white inside the vehicle on the front part of the windscreen facing forward.</p> <p>E) Light bar/practical lights inside the vehicle on the rear top part window facing backwards, flashing red and white.</p> |
|--|--|---|



| | | | |
|---|--|---|--|
| 9 | Bus(65 seater) - Planned Patient Transport | 4 | <p>F) A two-channel flasher unit must be used to flash all clusters.</p> <p>G) Single colour clusters must flash both rows simultaneously.</p> <p>H) Two (2) Cluster square lights on the side at the back.</p> <p>I) Three (3) cluster square lights spread across the bumper at the back.</p> |
| | | | <p>H)- GCM 19 500kg and above</p> <ul style="list-style-type: none"> - V 17 900kg and above - Automatic, 4 to 6 gears - Length 12 500mm and above - Height 2 600mm and above - Wheelbase 6 050mm and above - Capacity – Sixty Five (65) - Maximum power 176KW @ 2 400 r/min and above - Fuel Tank – 300 liters and above <p>Branding</p> <p>All digital print components printed on Avery/Orajet with minimum ink 4-year outdoor rating.</p> <p>A) Yellow and green segmented Battenberg style, high visibility markings made from reflective material on the LHS and RHS of vehicle (typical block size: 300 x 300 mm). Vinyl specification: engineering grade 7-year reflective vinyl.</p> |

| | | |
|--|--|--|
| | | <p>B) Provincial decal must be displayed on both cab doors; with Protekta Glaze clear coat for added scratch resistance and UV protection.</p> <p>C) Metro EMS shield (North West EMS Logo, to be provided once tender is awarded) on LHS and RHS with Protekta Glaze clear coat for added scratch resistance and UV protection. Size: 500 x 460 mm.</p> <p>E) - Headset Icon with "24/7" sign on the LHS and RHS – 350mm X 200mm</p> <p>F) Vehicle call sign/fleet no bottom LHS and RHS (To be provided once tender awarded) – 500mm X 180mm</p> <p>G) SA flag depicted on LHS and RHS above the call sign - 200mm X 150mm</p> <p>H) North West Planned Patient Transport signage on LHS and RHS – 1000mm X 180mm</p> <p>I) Telephone Icon and "112" in White, Rear Window – 1800mm X 180mm</p> <p>K) Anti-Smash and grab 30% on all windows.</p> <p>L) Headset Icon with "24/7" sign on the LHS and RHS – 400mm X 250mm</p> <p>P) All vehicles must be marked as per provincial End User requirements in 3M Vehicle reflective materials, both Standard and Diamond Grade.</p> <p>Q) ADDITIONAL LOGOS</p> <p>1. X6 Logos LHS and RHS – size 350mm X 300mm (3 Each side</p> |
|--|--|--|



10 PRICING SCHEDULE

NOTE:

- Pricing for supplying of vehicles on a full maintenance lease
- Bidders are required to strictly price on all items
- All prices listed below must be VAT inclusive

| ITEM NO | | QTY OF VEHICLES Year 1 | QTY of VEHICLES YEAR 2 | Cost Per Month Per Vehicle Year 1 | Cost Per Month Per Vehicle Year 2 | Cost Per Month Per Vehicle Year 3 | Cost Per Month Per Vehicle Year 4 |
|---------|--|------------------------|------------------------|-----------------------------------|-----------------------------------|-----------------------------------|-----------------------------------|
| 1. | Panel Van vehicle (ambulance) 2.0 Liters Turbo Automatic | 51 | 51 | | | | |
| | Cost for Conversion for the 2.0 Litres Automatic ambulance | 51 | 51 | | | | |
| 2. | Fully Converted Ambulance, 4 X 4, 3.0 Litres | 16 | 16 | | | | |
| | Cost for Conversion for the 4X4 ,3.0 Litres | 16 | 16 | | | | |
| 3. | Bus Conversion ready, 2.0 Litres Turbo (Planned Patient Transporter-22 Seater) | 20 | 12 | | | | |

| | | | | | | | | | |
|-----------|--|-----------|-----------|--|--|--|--|--|--|
| 4. | 4 X 4, Vehicles 2.0 Litres (7) seater –Planned Patient Transport | 10 | 10 | | | | | | |
| 5. | Double patients Stretcher Ambulance with seats | 16 | 16 | | | | | | |
| | Cost for Conversion for the Ambulance with double stretcher and Seats ,2.0 Litres | 16 | 16 | | | | | | |
| 6. | SUV Vehicle 1.4 litres (Response Vehicle) | 10 | | | | | | | |
| | Cost for branding SUV Vehicle ,1,4 Litres – Response Vehicle – 5 seater vehicle | 10 | | | | | | | |
| 7. | SUV Vehicle 4 X 4 Vehicle, 2.0 litres | 12 | | | | | | | |
| | Cost for branding SUV vehicle 4X4 2.0 Litres – Response Vehicle 5 Seater | 12 | | | | | | | |
| 8. | 4 X 4 SUV ,3.0 Litres (Fully Converted) (Response Vehicle) | 07 | | | | | | | |
| | Cost for branding SUV Vehicle 4X4 3.0L (7 Seater) | 07 | | | | | | | |

| | | | | | | | | | |
|------------|--|-----------------------|--------------------------|--|--|--|--|--|--|
| 9 | Bus (65 seater) (Planned Patient Transporter) | 4 | | | | | | | |
| 4 | Cost for branding a Bus (65) Seater | 4 | | | | | | | |
| 10. | Fines Management System for the fleet | All Fleet | | | | | | | |
| 11. | Cost of advanced defensive driver training | Employees 1100 | Cost Per employee | | | | | | |

| | Year 1 R | Year 2 R | Year 3 R | Year 4 R |
|---|-------------|-------------|-------------|-------------|
| SUBTOTAL | | | | |
| X12 MONTHS- Total Costs Per Year | R | R | R | |
| Net Cost (Price Year 1 + Year 2 + Year 3 + Year 4) | | | R | |

**Please provide breakdown of costs on excess kilometres.
Please provide breakdown of costs for the advance defensive training
FOR SERVICE PROVIDERS TO SUPPLY VEHICLES ON A FULL MAINTENANCE LEASE TO THE NORTH WEST PROVINCE EMERGENCY
MEDICAL SERVICES.**



11. EVALUATION CRITERIA

11.1 . BIDDER REQUIREMENTS

- Original Equipment Manufacturer Vehicle Conversion Approval. This must be supported by the submission of confirmation letter/approval letter from Original Equipment Manufacturers.
- Relevant company with at least 3 years' cumulative experience in field of full maintenance leasing and has leased 700 or more vehicles that are R50 million or more (Provide reference letter(s) of similar work with contactable references)
- Project Manager must have at least Five (5) years' experience or more in the fleet management with a National diploma/degree(Submit copies of detailed CV and qualifications)
- Proposals (The proposal must include risk mitigation strategy including costs in instances where vehicles are written off.

11.2 PROPOSALS AND PRESENTATION

Bidders that go through bidder requirements and technical specification will be afforded opportunity to come and present on their proposal on how to manage the full maintenance lease. (Risk mitigation strategy in instances where vehicles are written off as a result of accidents. As a result of the astronomical costs associated with an insurance product for these goods. The NWDoH has decided to forego that and is looking at a more cost effective proposal in instances where these vehicles are written off during their term of lease). This can include/exclude replacing the vehicle before its term of lease.

11.3 90/10 PREFERENCE POINT SYSTEM

- **90 = Price**

NOTE: All bid price/should be VAT inclusive.

- **10 = Preferential Points**

(Points will be allocated according to specific goals table below)

| Specific Goals | Procurement Transactions Preference Points allocated out of 10 |
|---|---|
| B-BBEE Status level of Contributor | 5 |
| 1 | 5 |
| 2 | 4 |
| 3, 4, 5, 6, 7, 8 and Non-compliant contributor | 0 |
| Enterprises located in a specific District Municipality, Township or region for work to be done or services to be rendered in that area (Mandatory) | 2 |
| Residing within the North West Province where the service is required. | 2 |
| Residing outside the North West Province | 0 |
| Designated Groups (any bid that meets 1 or more of the 5 will get the maximum points) | 3 |
| <ul style="list-style-type: none"> • Enterprises 51% owned by black women. • Enterprises 51% owned by people with disability. • Enterprises 51% owned by black youth. • Enterprises 51% owned by black military veterans • Registered Cooperatives within the North West department of Health database | 3 |

TECHNICAL ENQUIRIES:

Mr L. Masu – 066 283 4070
 Email : LMasu@nwpg.gov.za

Mr B. Redlinghys – 082 335 6034
 Email : BRedlinghys@nwpg.gov.za

PART A INVITATION TO BID

| YOU ARE HEREBY INVITED TO BID FOR REQUIREMENTS OF THE DEPARTMENT OF HEALTH | | | | | |
|---|---|---------------|--|---|-------|
| BID NUMBER: | NWDOH 01/2024 | CLOSING DATE: | 09 May 2024 | CLOSING TIME: | 11:00 |
| DESCRIPTION | Re-advert : Appointment of Service provider for the specialised vehicles of a full maintenance lease (FML), fleet support and managed maintenance for a period of four (04) years for the North West Department of Health (Phase 1) | | | | |
| BID RESPONSE DOCUMENTS MAY BE DEPOSITED IN THE BID BOX SITUATED AT (STREET ADDRESS) | | | | | |
| DEPARTMENT OF HEALTH NORTH WEST, GROUND FLOOR | | | | | |
| NEW OFFICE PARK BUILDING, | | | | | |
| 3801 CORNER FIRST STREET AND SEKAME ROAD | | | | | |
| MMABATHO, 2735 | | | | | |
| BIDDING PROCEDURE ENQUIRIES MAY BE DIRECTED TO | | | TECHNICAL ENQUIRIES MAY BE DIRECTED TO: | | |
| CONTACT PERSON | Ms R. Mogolegang | | CONTACT PERSON | Mr Redlinhys | |
| TELEPHONE NUMBER | 018 391 4443 | | TELEPHONE NUMBER | 082 335 6034 | |
| FACSIMILE NUMBER | N/A | | FACSIMILE NUMBER | N/A | |
| E-MAIL ADDRESS | RMogolegang@nwpg.gov.za | | E-MAIL ADDRESS | BRedlinhys@nwpg.gov.za | |
| SUPPLIER INFORMATION | | | | | |
| NAME OF BIDDER | | | | | |
| POSTAL ADDRESS | | | | | |
| STREET ADDRESS | | | | | |
| TELEPHONE NUMBER | CODE | | NUMBER | | |
| CELLPHONE NUMBER | | | | | |
| FACSIMILE NUMBER | CODE | | NUMBER | | |
| E-MAIL ADDRESS | | | | | |
| VAT REGISTRATION NUMBER | | | | | |
| SUPPLIER COMPLIANCE STATUS | TAX COMPLIANCE SYSTEM PIN: | | OR | CENTRAL SUPPLIER DATABASE No: | MAAA |
| B-BBEE STATUS LEVEL VERIFICATION CERTIFICATE | TICK APPLICABLE BOX] <input type="checkbox"/> Yes <input type="checkbox"/> No | | B-BBEE STATUS LEVEL SWORN AFFIDAVIT | TICK APPLICABLE BOX] <input type="checkbox"/> Yes <input type="checkbox"/> No | |
| [A B-BBEE STATUS LEVEL VERIFICATION CERTIFICATE/ SWORN AFFIDAVIT (FOR EMES & QSEs) MUST BE SUBMITTED IN ORDER TO QUALIFY FOR PREFERENCE POINTS FOR B-BBEE] | | | | | |
| ARE YOU THE ACCREDITED REPRESENTATIVE IN SOUTH AFRICA FOR THE GOODS /SERVICES /WORKS OFFERED? | <input type="checkbox"/> Yes <input type="checkbox"/> No [IF YES ENCLOSE PROOF] | | ARE YOU A FOREIGN BASED SUPPLIER FOR THE GOODS /SERVICES /WORKS OFFERED? | <input type="checkbox"/> Yes <input type="checkbox"/> No [IF YES, ANSWER THE QUESTIONNAIRE BELOW] | |
| QUESTIONNAIRE TO BIDDING FOREIGN SUPPLIERS | | | | | |
| IS THE ENTITY A RESIDENT OF THE REPUBLIC OF SOUTH AFRICA (RSA)? | | | | <input type="checkbox"/> YES <input type="checkbox"/> NO | |
| DOES THE ENTITY HAVE A BRANCH IN THE RSA? | | | | <input type="checkbox"/> YES <input type="checkbox"/> NO | |
| DOES THE ENTITY HAVE A PERMANENT ESTABLISHMENT IN THE RSA? | | | | <input type="checkbox"/> YES <input type="checkbox"/> NO | |
| DOES THE ENTITY HAVE ANY SOURCE OF INCOME IN THE RSA? | | | | <input type="checkbox"/> YES <input type="checkbox"/> NO | |
| IS THE ENTITY LIABLE IN THE RSA FOR ANY FORM OF TAXATION? | | | | <input type="checkbox"/> YES <input type="checkbox"/> NO | |
| IF THE ANSWER IS "NO" TO ALL OF THE ABOVE, THEN IT IS NOT A REQUIREMENT TO REGISTER FOR A TAX COMPLIANCE STATUS SYSTEM PIN CODE FROM THE SOUTH AFRICAN REVENUE SERVICE (SARS) AND IF NOT REGISTER AS PER 2.3 BELOW. | | | | | |

**PART B
TERMS AND CONDITIONS FOR BIDDING**

| |
|--|
| 1. BID SUBMISSION: |
| 1.1. BIDS MUST BE DELIVERED BY THE STIPULATED TIME TO THE CORRECT ADDRESS. LATE BIDS WILL NOT BE ACCEPTED FOR CONSIDERATION. |
| 1.2. ALL BIDS MUST BE SUBMITTED ON THE OFFICIAL FORMS PROVIDED-(NOT TO BE RE-TYPED) OR IN THE MANNER PRESCRIBED IN THE BID DOCUMENT. |
| 1.3. THIS BID IS SUBJECT TO THE PREFERENTIAL PROCUREMENT POLICY FRAMEWORK ACT, 2000 AND THE PREFERENTIAL PROCUREMENT REGULATIONS, , THE GENERAL CONDITIONS OF CONTRACT (GCC) AND, IF APPLICABLE, ANY OTHER SPECIAL CONDITIONS OF CONTRACT. |
| 1.4. THE SUCCESSFUL BIDDER WILL BE REQUIRED TO FILL IN AND SIGN A WRITTEN CONTRACT FORM (SBD7). |
| 2. TAX COMPLIANCE REQUIREMENTS |
| 2.1 BIDDERS MUST ENSURE COMPLIANCE WITH THEIR TAX OBLIGATIONS. |
| 2.2 BIDDERS ARE REQUIRED TO SUBMIT THEIR UNIQUE PERSONAL IDENTIFICATION NUMBER (PIN) ISSUED BY SARS TO ENABLE THE ORGAN OF STATE TO VERIFY THE TAXPAYER’S PROFILE AND TAX STATUS. |
| 2.3 APPLICATION FOR TAX COMPLIANCE STATUS (TCS) PIN MAY BE MADE VIA E-FILING THROUGH THE SARS WEBSITE WWW.SARS.GOV.ZA. |
| 2.4 BIDDERS MAY ALSO SUBMIT A PRINTED TCS CERTIFICATE TOGETHER WITH THE BID. |
| 2.5 IN BIDS WHERE CONSORTIA / JOINT VENTURES / SUB-CONTRACTORS ARE INVOLVED, EACH PARTY MUST SUBMIT A SEPARATE TCS CERTIFICATE / PIN / CSD NUMBER. |
| 2.6 WHERE NO TCS PIN IS AVAILABLE BUT THE BIDDER IS REGISTERED ON THE CENTRAL SUPPLIER DATABASE (CSD), A CSD NUMBER MUST BE PROVIDED. |
| 2.7 NO BIDS WILL BE CONSIDERED FROM PERSONS IN THE SERVICE OF THE STATE, COMPANIES WITH DIRECTORS WHO ARE PERSONS IN THE SERVICE OF THE STATE, OR CLOSE CORPORATIONS WITH MEMBERS PERSONS IN THE SERVICE OF THE STATE.” |

NB: FAILURE TO PROVIDE / OR COMPLY WITH ANY OF THE ABOVE PARTICULARS MAY RENDER THE BID INVALID.

SIGNATURE OF BIDDER:

CAPACITY UNDER WHICH THIS BID IS SIGNED:

(Proof of authority must be submitted e.g. company resolution)

DATE:

BIDDER'S DISCLOSURE

1. PURPOSE OF THE FORM

Any person (natural or juristic) may make an offer or offers in terms of this invitation to bid. In line with the principles of transparency, accountability, impartiality, and ethics as enshrined in the Constitution of the Republic of South Africa and further expressed in various pieces of legislation, it is required for the bidder to make this declaration in respect of the details required hereunder.

Where a person/s are listed in the Register for Tender Defaulters and / or the List of Restricted Suppliers, that person will automatically be disqualified from the bid process.

2. Bidder's declaration

2.1 Is the bidder, or any of its directors / trustees / shareholders / members / partners or any person having a controlling interest¹ in the enterprise, employed by the state? **YES/NO**

2.1.1 If so, furnish particulars of the names, individual identity numbers, and, if applicable, state employee numbers of sole proprietor/ directors / trustees / shareholders / members/ partners or any person having a controlling interest in the enterprise, in table below.

| Full Name | Identity Number | Name of State institution |
|-----------|-----------------|---------------------------|
| | | |
| | | |
| | | |
| | | |
| | | |
| | | |
| | | |
| | | |
| | | |
| | | |

2.2 Do you, or any person connected with the bidder, have a relationship

¹ the power, by one person or a group of persons holding the majority of the equity of an enterprise, alternatively, the person/s having the deciding vote or power to influence or to direct the course and decisions of the enterprise.

with any person who is employed by the procuring institution? **YES/NO**

2.2.1 If so, furnish particulars:

.....
.....

2.3 Does the bidder or any of its directors / trustees / shareholders / members / partners or any person having a controlling interest in the enterprise have any interest in any other related enterprise whether or not they are bidding for this contract? **YES/NO**

2.3.1 If so, furnish particulars:

.....
.....

3 DECLARATION

I, _____ the _____ undersigned, (name)..... in submitting the accompanying bid, do hereby make the following statements that I certify to be true and complete in every respect:

- 3.1 I have read and I understand the contents of this disclosure;
- 3.2 I understand that the accompanying bid will be disqualified if this disclosure is found not to be true and complete in every respect;
- 3.3 The bidder has arrived at the accompanying bid independently from, and without consultation, communication, agreement or arrangement with any competitor. However, communication between partners in a joint venture or consortium² will not be construed as collusive bidding.
- 3.4 In addition, there have been no consultations, communications, agreements or arrangements with any competitor regarding the quality, quantity, specifications, prices, including methods, factors or formulas used to calculate prices, market allocation, the intention or decision to submit or not to submit the bid, bidding with the intention not to win the bid and conditions or delivery particulars of the products or services to which this bid invitation relates.
- 3.4 The terms of the accompanying bid have not been, and will not be, disclosed by the bidder, directly or indirectly, to any competitor, prior to the date and time of the official bid opening or of the awarding of the contract.
- 3.5 There have been no consultations, communications, agreements or arrangements made by the bidder with any official of the procuring

² Joint venture or Consortium means an association of persons for the purpose of combining their expertise, property, capital, efforts, skill and knowledge in an activity for the execution of a contract.

institution in relation to this procurement process prior to and during the bidding process except to provide clarification on the bid submitted where so required by the institution; and the bidder was not involved in the drafting of the specifications or terms of reference for this bid.

- 3.6 I am aware that, in addition and without prejudice to any other remedy provided to combat any restrictive practices related to bids and contracts, bids that are suspicious will be reported to the Competition Commission for investigation and possible imposition of administrative penalties in terms of section 59 of the Competition Act No 89 of 1998 and or may be reported to the National Prosecuting Authority (NPA) for criminal investigation and or may be restricted from conducting business with the public sector for a period not exceeding ten (10) years in terms of the Prevention and Combating of Corrupt Activities Act No 12 of 2004 or any other applicable legislation.

I CERTIFY THAT THE INFORMATION FURNISHED IN PARAGRAPHS 1, 2 and 3 ABOVE IS CORRECT.

I ACCEPT THAT THE STATE MAY REJECT THE BID OR ACT AGAINST ME IN TERMS OF PARAGRAPH 6 OF PFMA SCM INSTRUCTION 03 OF 2021/22 ON PREVENTING AND COMBATING ABUSE IN THE SUPPLY CHAIN MANAGEMENT SYSTEM SHOULD THIS DECLARATION PROVE TO BE FALSE.

| | |
|-----------|----------------|
| | |
| Signature | Date |
| | |
| Position | Name of bidder |

PREFERENCE POINTS CLAIM FORM IN TERMS OF THE PREFERENTIAL PROCUREMENT REGULATIONS 2022

This preference form must form part of all tenders invited. It contains general information and serves as a claim form for preference points for specific goals.

NB: BEFORE COMPLETING THIS FORM, TENDERERS MUST STUDY THE GENERAL CONDITIONS, DEFINITIONS AND DIRECTIVES APPLICABLE IN RESPECT OF THE TENDER AND PREFERENTIAL PROCUREMENT REGULATIONS, 2022

1. GENERAL CONDITIONS

1.1 The following preference point systems are applicable to invitations to tender:

- the 80/20 system for requirements with a Rand value of up to R50 000 000 (all applicable taxes included); and
- the 90/10 system for requirements with a Rand value above R50 000 000 (all applicable taxes included).

1.2 **To be completed by the organ of state**

(delete whichever is not applicable for this tender).

- a) The applicable preference point system for this tender is the **90/10** preference point system.

1.3 Points for this tender (even in the case of a tender for income-generating contracts) shall be awarded for:

- (a) Price; and
(b) Specific Goals.

1.4 **To be completed by the organ of state:**

The maximum points for this tender are allocated as follows:

| | POINTS |
|--|---------------|
| PRICE | 90 |
| SPECIFIC GOALS | 10 |
| Total points for Price and SPECIFIC GOALS | 100 |

1.5 Failure on the part of a tenderer to submit proof or documentation required in terms of this tender to claim points for specific goals with the tender, will be interpreted to mean that preference points for specific goals are not claimed.

- 1.6 The organ of state reserves the right to require of a tenderer, either before a tender is adjudicated or at any time subsequently, to substantiate any claim in regard to preferences, in any manner required by the organ of state.

2. DEFINITIONS

- (a) “**tender**” means a written offer in the form determined by an organ of state in response to an invitation to provide goods or services through price quotations, competitive tendering process or any other method envisaged in legislation;
- (b) “**price**” means an amount of money tendered for goods or services, and includes all applicable taxes less all unconditional discounts;
- (c) “**rand value**” means the total estimated value of a contract in Rand, calculated at the time of bid invitation, and includes all applicable taxes;
- (d) “**tender for income-generating contracts**” means a written offer in the form determined by an organ of state in response to an invitation for the origination of income-generating contracts through any method envisaged in legislation that will result in a legal agreement between the organ of state and a third party that produces revenue for the organ of state, and includes, but is not limited to, leasing and disposal of assets and concession contracts, excluding direct sales and disposal of assets through public auctions; and
- (e) “**the Act**” means the Preferential Procurement Policy Framework Act, 2000 (Act No. 5 of 2000).

3. FORMULAE FOR PROCUREMENT OF GOODS AND SERVICES

3.1. POINTS AWARDED FOR PRICE

3.1.1 THE 80/20 OR 90/10 PREFERENCE POINT SYSTEMS

A maximum of 80 or 90 points is allocated for price on the following basis:

$$\begin{array}{ccc} \mathbf{80/20} & \mathbf{or} & \mathbf{90/10} \\ \\ \mathbf{Ps} = \mathbf{80} \left(\mathbf{1} - \frac{\mathbf{Pt} - \mathbf{Pmin}}{\mathbf{Pmin}} \right) & \mathbf{or} & \mathbf{Ps} = \mathbf{90} \left(\mathbf{1} - \frac{\mathbf{Pt} - \mathbf{Pmin}}{\mathbf{Pmin}} \right) \end{array}$$

Where

- Ps = Points scored for price of tender under consideration
Pt = Price of tender under consideration
Pmin = Price of lowest acceptable tender

3.2. FORMULAE FOR DISPOSAL OR LEASING OF STATE ASSETS AND INCOME GENERATING PROCUREMENT

3.2.1. POINTS AWARDED FOR PRICE

A maximum of 80 or 90 points is allocated for price on the following basis:

$$P_s = 80 \left(1 + \frac{P_t - P_{max}}{P_{max}} \right) \text{ or } P_s = 90 \left(1 + \frac{P_t - P_{max}}{P_{max}} \right)$$

Where

P_s = Points scored for price of tender under consideration

P_t = Price of tender under consideration

P_{max} = Price of highest acceptable tender

4. POINTS AWARDED FOR SPECIFIC GOALS

4.1. In terms of Regulation 4(2); 5(2); 6(2) and 7(2) of the Preferential Procurement Regulations, preference points must be awarded for specific goals stated in the tender. For the purposes of this tender the tenderer will be allocated points based on the goals stated in table 1 below as may be supported by proof/ documentation stated in the conditions of this tender:

4.2. In cases where organs of state intend to use Regulation 3(2) of the Regulations, which states that, if it is unclear whether the 80/20 or 90/10 preference point system applies, an organ of state must, in the tender documents, stipulate in the case of—

(a) an invitation for tender for income-generating contracts, that either the 80/20 or 90/10 preference point system will apply and that the highest acceptable tender will be used to determine the applicable preference point system; or

(b) any other invitation for tender, that either the 80/20 or 90/10 preference point system will apply and that the lowest acceptable tender will be used to determine the applicable preference point system,

then the organ of state must indicate the points allocated for specific goals for both the 90/10 and 80/20 preference point system.

Table 1: Specific goals for the tender and points claimed are indicated per the table below.

(Note to organs of state: Where either the 90/10 or 80/20 preference point system is applicable, corresponding points must also be indicated as such.

Note to tenderers: The tenderer must indicate how they claim points for each preference point system.)

| Specific Goals | Procurement Transaction Preference Points allocated out of 10 |
|--|--|
| B-BBEE Status level of Contributor | 5 |
| 1 | 5 |
| 2 | 4 |
| 3, 4, 5, 6, 7, 8 and Non-compliant contributor | 0 |
| Enterprises located in a specific District Municipality, Township, Township or region for work to be done or services to be rendered in that area. (Mandatory) | 2 |
| Residing within the North West Province where the service is required | 2 |
| Residing outside the North West Province | 0 |
| Designated Groups (any bid that meets 1 or more of the 5 will get the maximum points) | 3 |
| <ul style="list-style-type: none"> • Enterprises 51% owned by black women. • Enterprises 51% owned by people with disability • Enterprises 51% owned by black youth. • Enterprises 51% owned by black military veterans • Registered Cooperatives within the North West department of Health database | 3 |
| | 3 |
| | 3 |
| | 3 |
| | 3 |

DECLARATION WITH REGARD TO COMPANY/FIRM

4.3. Name of company/firm.....

4.4. Company registration number:

4.5. TYPE OF COMPANY/ FIRM

Partnership/Joint Venture / Consortium

- One-person business/sole propriety
 - Close corporation
 - Public Company
 - Personal Liability Company
 - (Pty) Limited
 - Non-Profit Company
 - State Owned Company
- [TICK APPLICABLE BOX]

4.6. I, the undersigned, who is duly authorised to do so on behalf of the company/firm, certify that the points claimed, based on the specific goals as advised in the tender, qualifies the company/ firm for the preference(s) shown and I acknowledge that:

- i) The information furnished is true and correct;
- ii) The preference points claimed are in accordance with the General Conditions as indicated in paragraph 1 of this form;
- iii) In the event of a contract being awarded as a result of points claimed as shown in paragraphs 1.4 and 4.2, the contractor may be required to furnish documentary proof to the satisfaction of the organ of state that the claims are correct;
- iv) If the specific goals have been claimed or obtained on a fraudulent basis or any of the conditions of contract have not been fulfilled, the organ of state may, in addition to any other remedy it may have –
 - (a) disqualify the person from the tendering process;
 - (b) recover costs, losses or damages it has incurred or suffered as a result of that person’s conduct;
 - (c) cancel the contract and claim any damages which it has suffered as a result of having to make less favourable arrangements due to such cancellation;
 - (d) recommend that the tenderer or contractor, its shareholders and directors, or only the shareholders and directors who acted on a fraudulent basis, be restricted from obtaining business from any organ of state for a period not exceeding 10 years, after the *audi alteram partem* (hear the other side) rule has been applied; and
 - (e) forward the matter for criminal prosecution, if deemed necessary.

.....

SIGNATURE(S) OF TENDERER(S)

SURNAME AND NAME:

DATE:

ADDRESS:

.....

.....

.....

.....

THE NATIONAL TREASURY

Republic of South Africa



GOVERNMENT PROCUREMENT: GENERAL CONDITIONS OF CONTRACT

July 2010

GOVERNMENT PROCUREMENT
GENERAL CONDITIONS OF CONTRACT
July 2010

NOTES

The purpose of this document is to:

- (i) Draw special attention to certain general conditions applicable to government bids, contracts and orders; and
- (ii) To ensure that clients be familiar with regard to the rights and obligations of all parties involved in doing business with government.

In this document words in the singular also mean in the plural and vice versa and words in the masculine also mean in the feminine and neuter.

- The General Conditions of Contract will form part of all bid documents and may not be amended.
- Special Conditions of Contract (SCC) relevant to a specific bid, should be compiled separately for every bid (if applicable) and will supplement the General Conditions of Contract. Whenever there is a conflict, the provisions in the SCC shall prevail.

TABLE OF CLAUSES

1. Definitions
2. Application
3. General
4. Standards
5. Use of contract documents and information; inspection
6. Patent rights
7. Performance security
8. Inspections, tests and analysis
9. Packing
10. Delivery and documents
11. Insurance
12. Transportation
13. Incidental services
14. Spare parts
15. Warranty
16. Payment
17. Prices
18. Contract amendments
19. Assignment
20. Subcontracts
21. Delays in the supplier's performance
22. Penalties
23. Termination for default
24. Dumping and countervailing duties
25. Force Majeure
26. Termination for insolvency
27. Settlement of disputes
28. Limitation of liability
29. Governing language
30. Applicable law
31. Notices
32. Taxes and duties
33. National Industrial Participation Programme (NIPP)
34. Prohibition of restrictive practices

General Conditions of Contract

1. Definitions

1. The following terms shall be interpreted as indicated:
 - 1.1 “Closing time” means the date and hour specified in the bidding documents for the receipt of bids.
 - 1.2 “Contract” means the written agreement entered into between the purchaser and the supplier, as recorded in the contract form signed by the parties, including all attachments and appendices thereto and all documents incorporated by reference therein.
 - 1.3 “Contract price” means the price payable to the supplier under the contract for the full and proper performance of his contractual obligations.
 - 1.4 “Corrupt practice” means the offering, giving, receiving, or soliciting of any thing of value to influence the action of a public official in the procurement process or in contract execution.
 - 1.5 "Countervailing duties" are imposed in cases where an enterprise abroad is subsidized by its government and encouraged to market its products internationally.
 - 1.6 “Country of origin” means the place where the goods were mined, grown or produced or from which the services are supplied. Goods are produced when, through manufacturing, processing or substantial and major assembly of components, a commercially recognized new product results that is substantially different in basic characteristics or in purpose or utility from its components.
 - 1.7 “Day” means calendar day.
 - 1.8 “Delivery” means delivery in compliance of the conditions of the contract or order.
 - 1.9 “Delivery ex stock” means immediate delivery directly from stock actually on hand.
 - 1.10 “Delivery into consignees store or to his site” means delivered and unloaded in the specified store or depot or on the specified site in compliance with the conditions of the contract or order, the supplier bearing all risks and charges involved until the supplies are so delivered and a valid receipt is obtained.
 - 1.11 "Dumping" occurs when a private enterprise abroad market its goods on own initiative in the RSA at lower prices than that of the country of origin and which have the potential to harm the local industries in the

RSA.

- 1.12 "Force majeure" means an event beyond the control of the supplier and not involving the supplier's fault or negligence and not foreseeable. Such events may include, but is not restricted to, acts of the purchaser in its sovereign capacity, wars or revolutions, fires, floods, epidemics, quarantine restrictions and freight embargoes.
- 1.13 "Fraudulent practice" means a misrepresentation of facts in order to influence a procurement process or the execution of a contract to the detriment of any bidder, and includes collusive practice among bidders (prior to or after bid submission) designed to establish bid prices at artificial non-competitive levels and to deprive the bidder of the benefits of free and open competition.
- 1.14 "GCC" means the General Conditions of Contract.
- 1.15 "Goods" means all of the equipment, machinery, and/or other materials that the supplier is required to supply to the purchaser under the contract.
- 1.16 "Imported content" means that portion of the bidding price represented by the cost of components, parts or materials which have been or are still to be imported (whether by the supplier or his subcontractors) and which costs are inclusive of the costs abroad, plus freight and other direct importation costs such as landing costs, dock dues, import duty, sales duty or other similar tax or duty at the South African place of entry as well as transportation and handling charges to the factory in the Republic where the supplies covered by the bid will be manufactured.
- 1.17 "Local content" means that portion of the bidding price which is not included in the imported content provided that local manufacture does take place.
- 1.18 "Manufacture" means the production of products in a factory using labour, materials, components and machinery and includes other related value-adding activities.
- 1.19 "Order" means an official written order issued for the supply of goods or works or the rendering of a service.
- 1.20 "Project site," where applicable, means the place indicated in bidding documents.
- 1.21 "Purchaser" means the organization purchasing the goods.
- 1.22 "Republic" means the Republic of South Africa.
- 1.23 "SCC" means the Special Conditions of Contract.
- 1.24 "Services" means those functional services ancillary to the supply of the goods, such as transportation and any other incidental services, such as installation, commissioning, provision of technical assistance, training, catering, gardening, security, maintenance and other such

obligations of the supplier covered under the contract.

1.25 “Written” or “in writing” means handwritten in ink or any form of electronic or mechanical writing.

2. Application

2.1 These general conditions are applicable to all bids, contracts and orders including bids for functional and professional services, sales, hiring, letting and the granting or acquiring of rights, but excluding immovable property, unless otherwise indicated in the bidding documents.

2.2 Where applicable, special conditions of contract are also laid down to cover specific supplies, services or works.

2.3 Where such special conditions of contract are in conflict with these general conditions, the special conditions shall apply.

3. General

3.1 Unless otherwise indicated in the bidding documents, the purchaser shall not be liable for any expense incurred in the preparation and submission of a bid. Where applicable a non-refundable fee for documents may be charged.

3.2 With certain exceptions, invitations to bid are only published in the Government Tender Bulletin. The Government Tender Bulletin may be obtained directly from the Government Printer, Private Bag X85, Pretoria 0001, or accessed electronically from www.treasury.gov.za

4. Standards

4.1 The goods supplied shall conform to the standards mentioned in the bidding documents and specifications.

5. Use of contract documents and information; inspection.

5.1 The supplier shall not, without the purchaser’s prior written consent, disclose the contract, or any provision thereof, or any specification, plan, drawing, pattern, sample, or information furnished by or on behalf of the purchaser in connection therewith, to any person other than a person employed by the supplier in the performance of the contract. Disclosure to any such employed person shall be made in confidence and shall extend only so far as may be necessary for purposes of such performance.

5.2 The supplier shall not, without the purchaser’s prior written consent, make use of any document or information mentioned in GCC clause 5.1 except for purposes of performing the contract.

5.3 Any document, other than the contract itself mentioned in GCC clause 5.1 shall remain the property of the purchaser and shall be returned (all copies) to the purchaser on completion of the supplier’s performance under the contract if so required by the purchaser.

5.4 The supplier shall permit the purchaser to inspect the supplier’s records relating to the performance of the supplier and to have them audited by auditors appointed by the purchaser, if so required by the purchaser.

6. Patent rights

6.1 The supplier shall indemnify the purchaser against all third-party claims of infringement of patent, trademark, or industrial design rights arising from use of the goods or any part thereof by the purchaser.

7. Performance security

- 7.1 Within thirty (30) days of receipt of the notification of contract award, the successful bidder shall furnish to the purchaser the performance security of the amount specified in SCC.
- 7.2 The proceeds of the performance security shall be payable to the purchaser as compensation for any loss resulting from the supplier's failure to complete his obligations under the contract.
- 7.3 The performance security shall be denominated in the currency of the contract, or in a freely convertible currency acceptable to the purchaser and shall be in one of the following forms:
 - (a) a bank guarantee or an irrevocable letter of credit issued by a reputable bank located in the purchaser's country or abroad, acceptable to the purchaser, in the form provided in the bidding documents or another form acceptable to the purchaser; or
 - (b) a cashier's or certified cheque
- 7.4 The performance security will be discharged by the purchaser and returned to the supplier not later than thirty (30) days following the date of completion of the supplier's performance obligations under the contract, including any warranty obligations, unless otherwise specified in SCC.

8. Inspections, tests and analyses

- 8.1 All pre-bidding testing will be for the account of the bidder.
- 8.2 If it is a bid condition that supplies to be produced or services to be rendered should at any stage during production or execution or on completion be subject to inspection, the premises of the bidder or contractor shall be open, at all reasonable hours, for inspection by a representative of the Department or an organization acting on behalf of the Department.
- 8.3 If there are no inspection requirements indicated in the bidding documents and no mention is made in the contract, but during the contract period it is decided that inspections shall be carried out, the purchaser shall itself make the necessary arrangements, including payment arrangements with the testing authority concerned.
- 8.4 If the inspections, tests and analyses referred to in clauses 8.2 and 8.3 show the supplies to be in accordance with the contract requirements, the cost of the inspections, tests and analyses shall be defrayed by the purchaser.
- 8.5 Where the supplies or services referred to in clauses 8.2 and 8.3 do not comply with the contract requirements, irrespective of whether such supplies or services are accepted or not, the cost in connection with these inspections, tests or analyses shall be defrayed by the supplier.
- 8.6 Supplies and services which are referred to in clauses 8.2 and 8.3 and which do not comply with the contract requirements may be rejected.
- 8.7 Any contract supplies may on or after delivery be inspected, tested or

analyzed and may be rejected if found not to comply with the requirements of the contract. Such rejected supplies shall be held at the cost and risk of the supplier who shall, when called upon, remove them immediately at his own cost and forthwith substitute them with supplies which do comply with the requirements of the contract. Failing such removal the rejected supplies shall be returned at the suppliers cost and risk. Should the supplier fail to provide the substitute supplies forthwith, the purchaser may, without giving the supplier further opportunity to substitute the rejected supplies, purchase such supplies as may be necessary at the expense of the supplier.

8.8 The provisions of clauses 8.4 to 8.7 shall not prejudice the right of the purchaser to cancel the contract on account of a breach of the conditions thereof, or to act in terms of Clause 23 of GCC.

9. Packing

9.1 The supplier shall provide such packing of the goods as is required to prevent their damage or deterioration during transit to their final destination, as indicated in the contract. The packing shall be sufficient to withstand, without limitation, rough handling during transit and exposure to extreme temperatures, salt and precipitation during transit, and open storage. Packing, case size and weights shall take into consideration, where appropriate, the remoteness of the goods' final destination and the absence of heavy handling facilities at all points in transit.

9.2 The packing, marking, and documentation within and outside the packages shall comply strictly with such special requirements as shall be expressly provided for in the contract, including additional requirements, if any, specified in SCC, and in any subsequent instructions ordered by the purchaser.

10. Delivery and documents

10.1 Delivery of the goods shall be made by the supplier in accordance with the terms specified in the contract. The details of shipping and/or other documents to be furnished by the supplier are specified in SCC.

10.2 Documents to be submitted by the supplier are specified in SCC.

11. Insurance

11.1 The goods supplied under the contract shall be fully insured in a freely convertible currency against loss or damage incidental to manufacture or acquisition, transportation, storage and delivery in the manner specified in the SCC.

12. Transportation

12.1 Should a price other than an all-inclusive delivered price be required, this shall be specified in the SCC.

13. Incidental services

13.1 The supplier may be required to provide any or all of the following services, including additional services, if any, specified in SCC:

- (a) performance or supervision of on-site assembly and/or commissioning of the supplied goods;
- (b) furnishing of tools required for assembly and/or maintenance of the supplied goods;
- (c) furnishing of a detailed operations and maintenance manual for each appropriate unit of the supplied goods;

- (d) performance or supervision or maintenance and/or repair of the supplied goods, for a period of time agreed by the parties, provided that this service shall not relieve the supplier of any warranty obligations under this contract; and
- (e) training of the purchaser's personnel, at the supplier's plant and/or on-site, in assembly, start-up, operation, maintenance, and/or repair of the supplied goods.

13.2 Prices charged by the supplier for incidental services, if not included in the contract price for the goods, shall be agreed upon in advance by the parties and shall not exceed the prevailing rates charged to other parties by the supplier for similar services.

14. Spare parts

14.1 As specified in SCC, the supplier may be required to provide any or all of the following materials, notifications, and information pertaining to spare parts manufactured or distributed by the supplier:

- (a) such spare parts as the purchaser may elect to purchase from the supplier, provided that this election shall not relieve the supplier of any warranty obligations under the contract; and
- (b) in the event of termination of production of the spare parts:
 - (i) Advance notification to the purchaser of the pending termination, in sufficient time to permit the purchaser to procure needed requirements; and
 - (ii) following such termination, furnishing at no cost to the purchaser, the blueprints, drawings, and specifications of the spare parts, if requested.

15. Warranty

15.1 The supplier warrants that the goods supplied under the contract are new, unused, of the most recent or current models, and that they incorporate all recent improvements in design and materials unless provided otherwise in the contract. The supplier further warrants that all goods supplied under this contract shall have no defect, arising from design, materials, or workmanship (except when the design and/or material is required by the purchaser's specifications) or from any act or omission of the supplier, that may develop under normal use of the supplied goods in the conditions prevailing in the country of final destination.

15.2 This warranty shall remain valid for twelve (12) months after the goods, or any portion thereof as the case may be, have been delivered to and accepted at the final destination indicated in the contract, or for eighteen (18) months after the date of shipment from the port or place of loading in the source country, whichever period concludes earlier, unless specified otherwise in SCC.

15.3 The purchaser shall promptly notify the supplier in writing of any claims arising under this warranty.

15.4 Upon receipt of such notice, the supplier shall, within the period specified in SCC and with all reasonable speed, repair or replace the defective goods or parts thereof, without costs to the purchaser.

15.5 If the supplier, having been notified, fails to remedy the defect(s) within the period specified in SCC, the purchaser may proceed to take

such remedial action as may be necessary, at the supplier's risk and expense and without prejudice to any other rights which the purchaser may have against the supplier under the contract.

- 16. Payment**
- 16.1 The method and conditions of payment to be made to the supplier under this contract shall be specified in SCC.
- 16.2 The supplier shall furnish the purchaser with an invoice accompanied by a copy of the delivery note and upon fulfillment of other obligations stipulated in the contract.
- 16.3 Payments shall be made promptly by the purchaser, but in no case later than thirty (30) days after submission of an invoice or claim by the supplier.
- 16.4 Payment will be made in Rand unless otherwise stipulated in SCC.
- 17. Prices**
- 17.1 Prices charged by the supplier for goods delivered and services performed under the contract shall not vary from the prices quoted by the supplier in his bid, with the exception of any price adjustments authorized in SCC or in the purchaser's request for bid validity extension, as the case may be.
- 18. Contract amendments**
- 18.1 No variation in or modification of the terms of the contract shall be made except by written amendment signed by the parties concerned.
- 19. Assignment**
- 19.1 The supplier shall not assign, in whole or in part, its obligations to perform under the contract, except with the purchaser's prior written consent.
- 20. Subcontracts**
- 20.1 The supplier shall notify the purchaser in writing of all subcontracts awarded under this contracts if not already specified in the bid. Such notification, in the original bid or later, shall not relieve the supplier from any liability or obligation under the contract.
- 21. Delays in the supplier's performance**
- 21.1 Delivery of the goods and performance of services shall be made by the supplier in accordance with the time schedule prescribed by the purchaser in the contract.
- 21.2 If at any time during performance of the contract, the supplier or its subcontractor(s) should encounter conditions impeding timely delivery of the goods and performance of services, the supplier shall promptly notify the purchaser in writing of the fact of the delay, its likely duration and its cause(s). As soon as practicable after receipt of the supplier's notice, the purchaser shall evaluate the situation and may at his discretion extend the supplier's time for performance, with or without the imposition of penalties, in which case the extension shall be ratified by the parties by amendment of contract.
- 21.3 No provision in a contract shall be deemed to prohibit the obtaining of supplies or services from a national department, provincial department, or a local authority.
- 21.4 The right is reserved to procure outside of the contract small quantities or to have minor essential services executed if an emergency arises, the

supplier's point of supply is not situated at or near the place where the supplies are required, or the supplier's services are not readily available.

21.5 Except as provided under GCC Clause 25, a delay by the supplier in the performance of its delivery obligations shall render the supplier liable to the imposition of penalties, pursuant to GCC Clause 22, unless an extension of time is agreed upon pursuant to GCC Clause 21.2 without the application of penalties.

21.6 Upon any delay beyond the delivery period in the case of a supplies contract, the purchaser shall, without canceling the contract, be entitled to purchase supplies of a similar quality and up to the same quantity in substitution of the goods not supplied in conformity with the contract and to return any goods delivered later at the supplier's expense and risk, or to cancel the contract and buy such goods as may be required to complete the contract and without prejudice to his other rights, be entitled to claim damages from the supplier.

22. Penalties

22.1 Subject to GCC Clause 25, if the supplier fails to deliver any or all of the goods or to perform the services within the period(s) specified in the contract, the purchaser shall, without prejudice to its other remedies under the contract, deduct from the contract price, as a penalty, a sum calculated on the delivered price of the delayed goods or unperformed services using the current prime interest rate calculated for each day of the delay until actual delivery or performance. The purchaser may also consider termination of the contract pursuant to GCC Clause 23.

23. Termination for default

23.1 The purchaser, without prejudice to any other remedy for breach of contract, by written notice of default sent to the supplier, may terminate this contract in whole or in part:

- (a) if the supplier fails to deliver any or all of the goods within the period(s) specified in the contract, or within any extension thereof granted by the purchaser pursuant to GCC Clause 21.2;
- (b) if the Supplier fails to perform any other obligation(s) under the contract; or
- (c) if the supplier, in the judgment of the purchaser, has engaged in corrupt or fraudulent practices in competing for or in executing the contract.

23.2 In the event the purchaser terminates the contract in whole or in part, the purchaser may procure, upon such terms and in such manner as it deems appropriate, goods, works or services similar to those undelivered, and the supplier shall be liable to the purchaser for any excess costs for such similar goods, works or services. However, the supplier shall continue performance of the contract to the extent not terminated.

23.3 Where the purchaser terminates the contract in whole or in part, the purchaser may decide to impose a restriction penalty on the supplier by prohibiting such supplier from doing business with the public sector for a period not exceeding 10 years.

23.4 If a purchaser intends imposing a restriction on a supplier or any

person associated with the supplier, the supplier will be allowed a time period of not more than fourteen (14) days to provide reasons why the envisaged restriction should not be imposed. Should the supplier fail to respond within the stipulated fourteen (14) days the purchaser may regard the intended penalty as not objected against and may impose it on the supplier.

23.5 Any restriction imposed on any person by the Accounting Officer / Authority will, at the discretion of the Accounting Officer / Authority, also be applicable to any other enterprise or any partner, manager, director or other person who wholly or partly exercises or exercised or may exercise control over the enterprise of the first-mentioned person, and with which enterprise or person the first-mentioned person, is or was in the opinion of the Accounting Officer / Authority actively associated.

23.6 If a restriction is imposed, the purchaser must, within five (5) working days of such imposition, furnish the National Treasury, with the following information:

- (i) the name and address of the supplier and / or person restricted by the purchaser;
- (ii) the date of commencement of the restriction
- (iii) the period of restriction; and
- (iv) the reasons for the restriction.

These details will be loaded in the National Treasury's central database of suppliers or persons prohibited from doing business with the public sector.

23.7 If a court of law convicts a person of an offence as contemplated in sections 12 or 13 of the Prevention and Combating of Corrupt Activities Act, No. 12 of 2004, the court may also rule that such person's name be endorsed on the Register for Tender Defaulters. When a person's name has been endorsed on the Register, the person will be prohibited from doing business with the public sector for a period not less than five years and not more than 10 years. The National Treasury is empowered to determine the period of restriction and each case will be dealt with on its own merits. According to section 32 of the Act the Register must be open to the public. The Register can be perused on the National Treasury website.

**24. Anti-dumping
and countervailing
duties and rights**

24.1 When, after the date of bid, provisional payments are required, or anti-dumping or countervailing duties are imposed, or the amount of a provisional payment or anti-dumping or countervailing right is increased in respect of any dumped or subsidized import, the State is not liable for any amount so required or imposed, or for the amount of any such increase. When, after the said date, such a provisional payment is no longer required or any such anti-dumping or countervailing right is abolished, or where the amount of such provisional payment or any such right is reduced, any such favourable difference shall on demand be paid forthwith by the contractor to the State or the State may deduct such amounts from moneys (if any) which may otherwise be due to the contractor in regard to supplies or services which he delivered or rendered, or is to deliver or render in terms of the contract or any other contract or any other amount which

may be due to him

25. Force Majeure

25.1 Notwithstanding the provisions of GCC Clauses 22 and 23, the supplier shall not be liable for forfeiture of its performance security, damages, or termination for default if and to the extent that his delay in performance or other failure to perform his obligations under the contract is the result of an event of force majeure.

25.2 If a force majeure situation arises, the supplier shall promptly notify the purchaser in writing of such condition and the cause thereof. Unless otherwise directed by the purchaser in writing, the supplier shall continue to perform its obligations under the contract as far as is reasonably practical, and shall seek all reasonable alternative means for performance not prevented by the force majeure event.

26. Termination for insolvency

26.1 The purchaser may at any time terminate the contract by giving written notice to the supplier if the supplier becomes bankrupt or otherwise insolvent. In this event, termination will be without compensation to the supplier, provided that such termination will not prejudice or affect any right of action or remedy which has accrued or will accrue thereafter to the purchaser.

27. Settlement of Disputes

27.1 If any dispute or difference of any kind whatsoever arises between the purchaser and the supplier in connection with or arising out of the contract, the parties shall make every effort to resolve amicably such dispute or difference by mutual consultation.

27.2 If, after thirty (30) days, the parties have failed to resolve their dispute or difference by such mutual consultation, then either the purchaser or the supplier may give notice to the other party of his intention to commence with mediation. No mediation in respect of this matter may be commenced unless such notice is given to the other party.

27.3 Should it not be possible to settle a dispute by means of mediation, it may be settled in a South African court of law.

27.4 Mediation proceedings shall be conducted in accordance with the rules of procedure specified in the SCC.

27.5 Notwithstanding any reference to mediation and/or court proceedings herein,

(a) the parties shall continue to perform their respective obligations under the contract unless they otherwise agree; and

(b) the purchaser shall pay the supplier any monies due the supplier.

28. Limitation of liability

28.1 Except in cases of criminal negligence or willful misconduct, and in the case of infringement pursuant to Clause 6;

(a) the supplier shall not be liable to the purchaser, whether in contract, tort, or otherwise, for any indirect or consequential loss or damage, loss of use, loss of production, or loss of profits or interest costs, provided that this exclusion shall not apply to any obligation of the supplier to pay penalties and/or damages to the purchaser; and

- (b) the aggregate liability of the supplier to the purchaser, whether under the contract, in tort or otherwise, shall not exceed the total contract price, provided that this limitation shall not apply to the cost of repairing or replacing defective equipment.
- 29. Governing language** 29.1 The contract shall be written in English. All correspondence and other documents pertaining to the contract that is exchanged by the parties shall also be written in English.
- 30. Applicable law** 30.1 The contract shall be interpreted in accordance with South African laws, unless otherwise specified in SCC.
- 31. Notices** 31.1 Every written acceptance of a bid shall be posted to the supplier concerned by registered or certified mail and any other notice to him shall be posted by ordinary mail to the address furnished in his bid or to the address notified later by him in writing and such posting shall be deemed to be proper service of such notice
- 31.2 The time mentioned in the contract documents for performing any act after such aforesaid notice has been given, shall be reckoned from the date of posting of such notice.
- 32. Taxes and duties** 32.1 A foreign supplier shall be entirely responsible for all taxes, stamp duties, license fees, and other such levies imposed outside the purchaser's country.
- 32.2 A local supplier shall be entirely responsible for all taxes, duties, license fees, etc., incurred until delivery of the contracted goods to the purchaser.
- 32.3 No contract shall be concluded with any bidder whose tax matters are not in order. Prior to the award of a bid the Department must be in possession of a tax clearance certificate, submitted by the bidder. This certificate must be an original issued by the South African Revenue Services.
- 33. National Industrial Participation (NIP) Programme** 33.1 The NIP Programme administered by the Department of Trade and Industry shall be applicable to all contracts that are subject to the NIP obligation.
- 34 Prohibition of Restrictive practices** 34.1 In terms of section 4 (1) (b) (iii) of the Competition Act No. 89 of 1998, as amended, an agreement between, or concerted practice by, firms, or a decision by an association of firms, is prohibited if it is between parties in a horizontal relationship and if a bidder (s) is / are or a contractor(s) was / were involved in collusive bidding (or bid rigging).
- 34.2 If a bidder(s) or contractor(s), based on reasonable grounds or evidence obtained by the purchaser, has / have engaged in the restrictive practice referred to above, the purchaser may refer the matter to the Competition Commission for investigation and possible imposition of administrative penalties as contemplated in the Competition Act No. 89 of 1998.

- 34.3 If a bidder(s) or contractor(s), has / have been found guilty by the Competition Commission of the restrictive practice referred to above, the purchaser may, in addition and without prejudice to any other remedy provided for, invalidate the bid(s) for such item(s) offered, and / or terminate the contract in whole or part, and / or restrict the bidder(s) or contractor(s) from conducting business with the public sector for a period not exceeding ten (10) years and / or claim damages from the bidder(s) or contractor(s) concerned.