



**CAPE TOWN**  
**INTERNATIONAL AIRPORT**  
AIRPORTS COMPANY SOUTH AFRICA

**THE REHABILITATION OF THE RUNWAY 01/19 (RWY 01/19) AND THE REHABILITATION  
OF THE AIRSIDE APRON TAXILANE AT CAPE TOWN INTERNATIONAL AIRPORT**

**NOVEMBER 2023**

**VOLUME 4: TENDER DRAWINGS**

**PREPARED FOR:**

**AIRPORTS COMPANY SOUTH AFRICA**  
CAPE TOWN INTERNATIONAL AIRPORT  
GROUND FLOOR, SOUTHERN OFFICE BLOCK  
WESTERN CAPE, SOUTH AFRICA  
7525

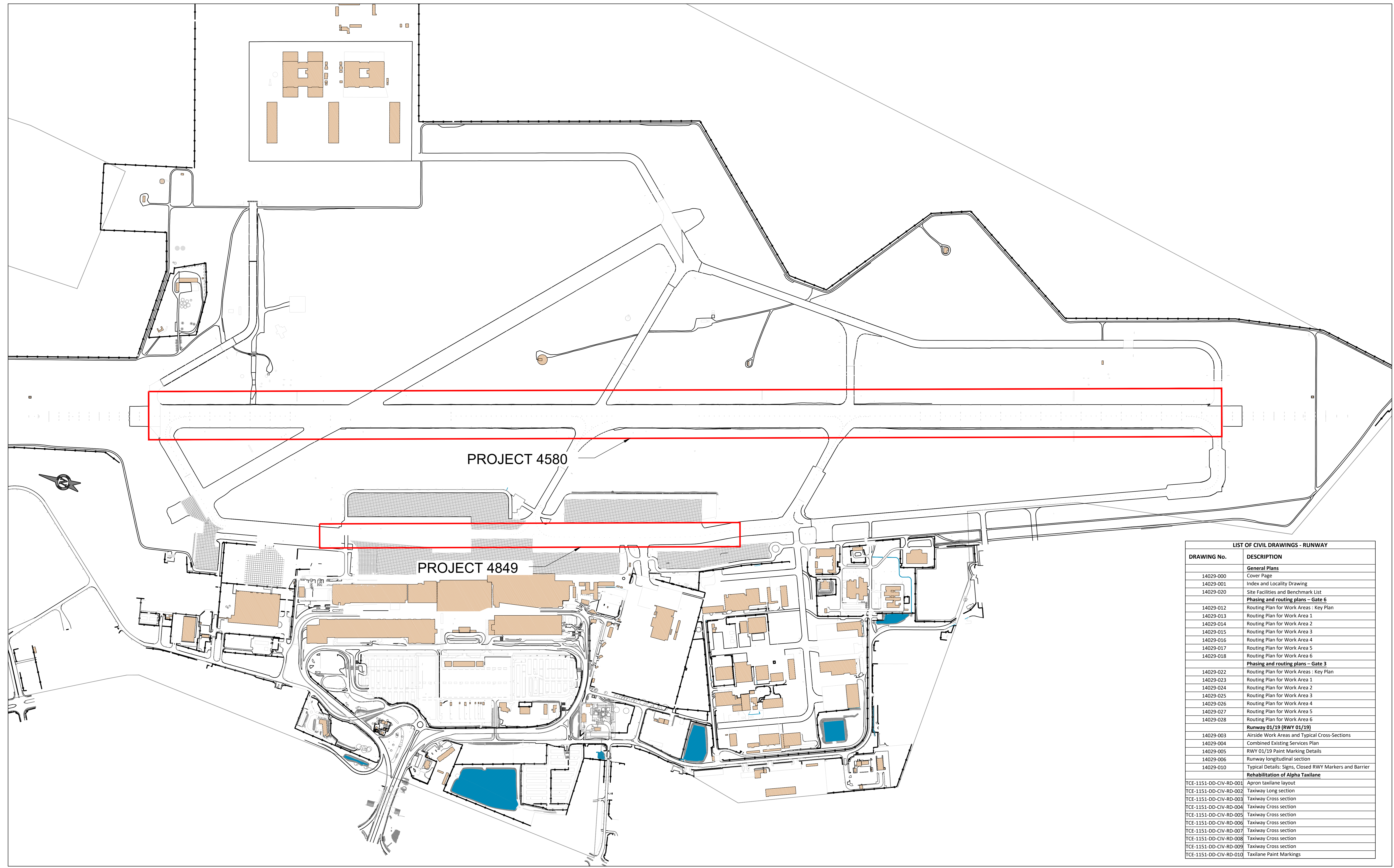
**PREPARED BY:**



**MARISWE (Pty) Ltd**  
GREENFORD OFFICE ESTATE  
BLOCK D  
PUNTERS WAY  
KENILWORTH  
7708

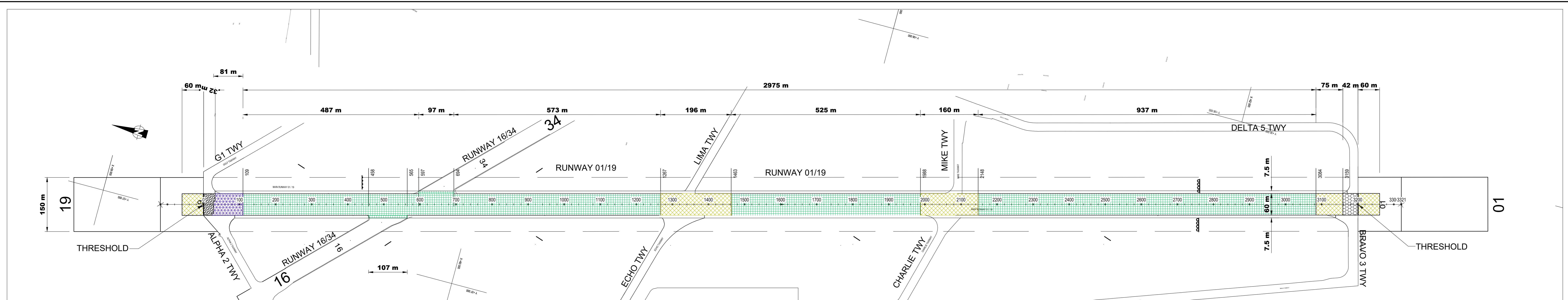


**THEMBAKELE CONSULTING  
ENGINEERS (Pty) Ltd**  
UNIT 6, GARDENS BUSINESS PARK  
ATELJEE STREET  
RANDPARK RIDGE  
2169



LIST OF CIVIL DRAWINGS - RUNWAY	
DRAWING No.	DESCRIPTION
<b>General Plans</b>	
14029-000	Cover Page
14029-001	Index and Locality Drawing
14029-020	Site Facilities and Benchmark List
<b>Phasing and routing plans - Gate 6</b>	
14029-012	Routing Plan for Work Areas : Key Plan
14029-013	Routing Plan for Work Area 1
14029-014	Routing Plan for Work Area 2
14029-015	Routing Plan for Work Area 3
14029-016	Routing Plan for Work Area 4
14029-017	Routing Plan for Work Area 5
14029-018	Routing Plan for Work Area 6
<b>Phasing and routing plans - Gate 3</b>	
14029-022	Routing Plan for Work Areas : Key Plan
14029-023	Routing Plan for Work Area 1
14029-024	Routing Plan for Work Area 2
14029-025	Routing Plan for Work Area 3
14029-026	Routing Plan for Work Area 4
14029-027	Routing Plan for Work Area 5
14029-028	Routing Plan for Work Area 6
<b>Runway 01/19 (RWY 01/19)</b>	
14029-003	Airside Work Areas and Typical Cross-Sections
14029-004	Combined Existing Services Plan
14029-005	RWY 01/19 Paint Marking Details
14029-006	Runway longitudinal section
14029-010	Typical Details: Signs, Closed RWY Markers and Barrier
<b>Rehabilitation of Alpha Taxiway</b>	
TCE-1151-DD-CIV-RD-001	Apron taxiway layout
TCE-1151-DD-CIV-RD-002	Taxiway Long section
TCE-1151-DD-CIV-RD-003	Taxiway Cross section
TCE-1151-DD-CIV-RD-004	Taxiway Cross section
TCE-1151-DD-CIV-RD-005	Taxiway Cross section
TCE-1151-DD-CIV-RD-006	Taxiway Cross section
TCE-1151-DD-CIV-RD-007	Taxiway Cross section
TCE-1151-DD-CIV-RD-008	Taxiway Cross section
TCE-1151-DD-CIV-RD-009	Taxiway Cross section
TCE-1151-DD-CIV-RD-010	Taxiway Paint Markings

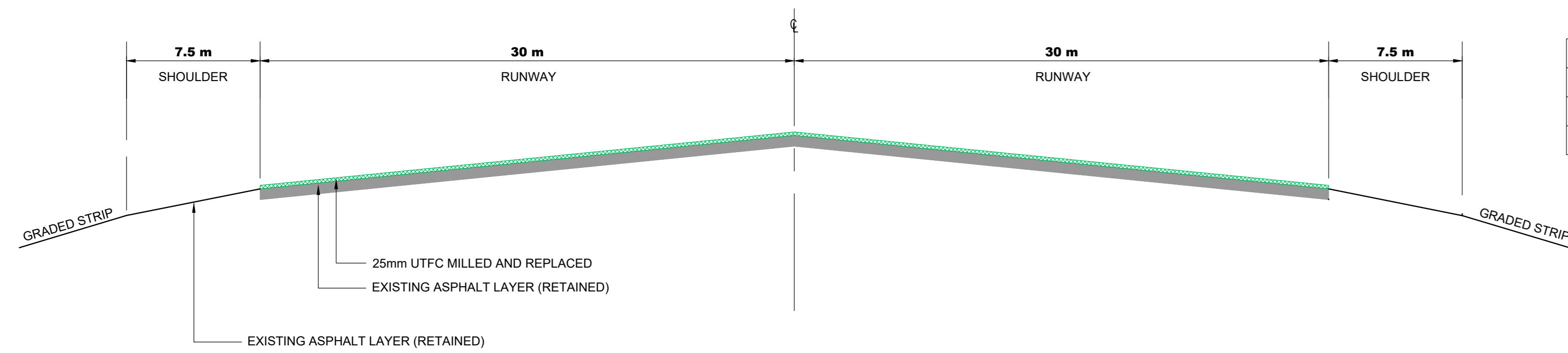
No.	DATE	ADDITIONS AND AMENDMENTS	DESIGNED BY: R. NIEFTAGODIEN	<b>MARISWE (Pty) Ltd</b> CONSULTING ENGINEERS BLOCK D, GREENFORD OFFICE ESTATE, PUNTERS WAY, KENILWORTH 7708 TEL. (021) 761 - 6999		 CONSULTING ENGINEERS DATE 29/11/2023	 AIRPORTS COMPANY SOUTH AFRICA	APPROVED THIS APPROVAL IS FOR PROCEDURAL AND ADMINISTRATIVE REVIEW PURPOSES ONLY AND DOES NOT ATTRACT LEGAL LIABILITY OF ANY KIND FROM WHATSOEVER CAUSE OR HOWEVER ARISING FOR ACIA DATE	<b>REHABILITATION OF CTIA RUNWAY 01/19</b>  INDEX AND LOCALITY PLAN	SCALE N.T.S CONTRACT No. 4580 DRAWING No. 14029 - 001 - 0
	0	11/2023	ISSUED FOR TENDER							
A	02/2021	ORIGINAL	DRAWN BY: S. CELE							
			CHECKED BY: N. ADAMS							



- LEGEND:**
- 25mm UTFC MILLED AND REPLACED
  - EXISTING ASPHALT LAYER MILLED AND REPLACED
  - EXISTING ASPHALT LAYER (EXCLUDED FROM SCOPE)
  - EXISTING ASPHALT SHOULDERS (EXCLUDED FROM SCOPE)
  - EXISTING CONCRETE (EXCLUDED FROM SCOPE)

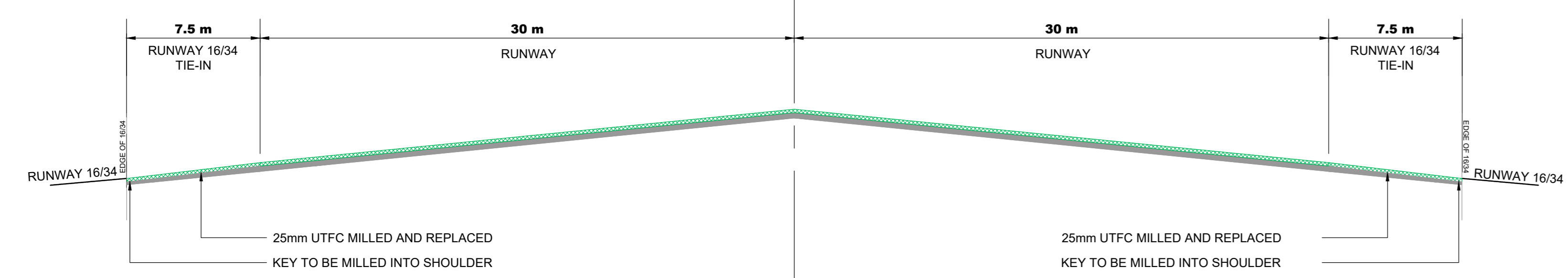
**AIRSIDE WORK AREAS**  
SCALE 1:4000

Surfacing Type	Start [km]	End [km]	Length [m]	Width [m]
25mm UTFC	0.109	1.267	1158	60
25mm UTFC	1.463	1.988	525	60
25mm UTFC	2.148	3.084	936	60



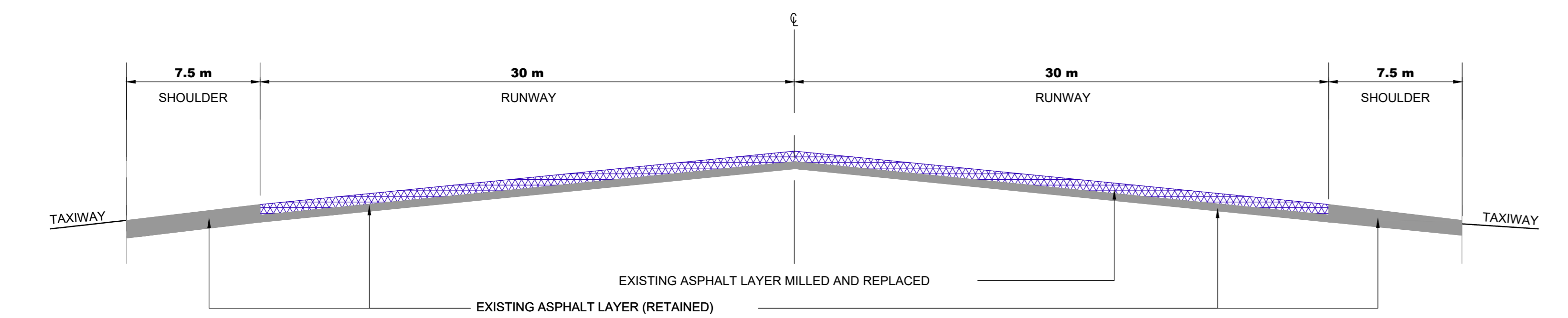
TYPICAL X-SECTION ON RUNWAY 01/19 (UTFC - INLAY MILL & REPLACE)  
N.T.S

Surfacing Type	Start [km]	End [km]	Length [m]	Width [m]
25mm UTFC	0.458	0.565	107	75
25mm UTFC	0.597	0.694	97	75

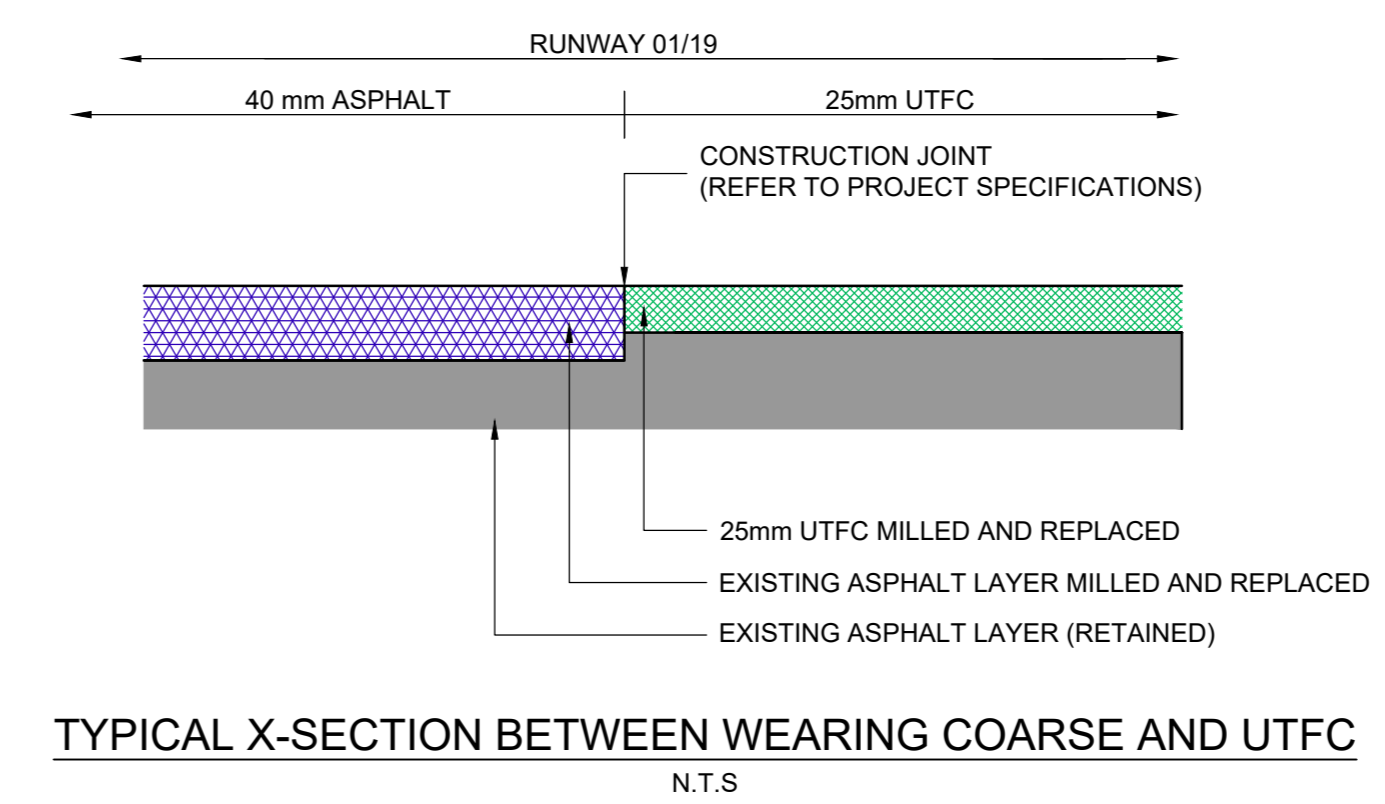


TYPICAL X-SECTION ON RUNWAY 01/19 AT INTERSECTION OF RUNWAY 16/34 (UTFC - INLAY MILL & REPLACE)  
N.T.S

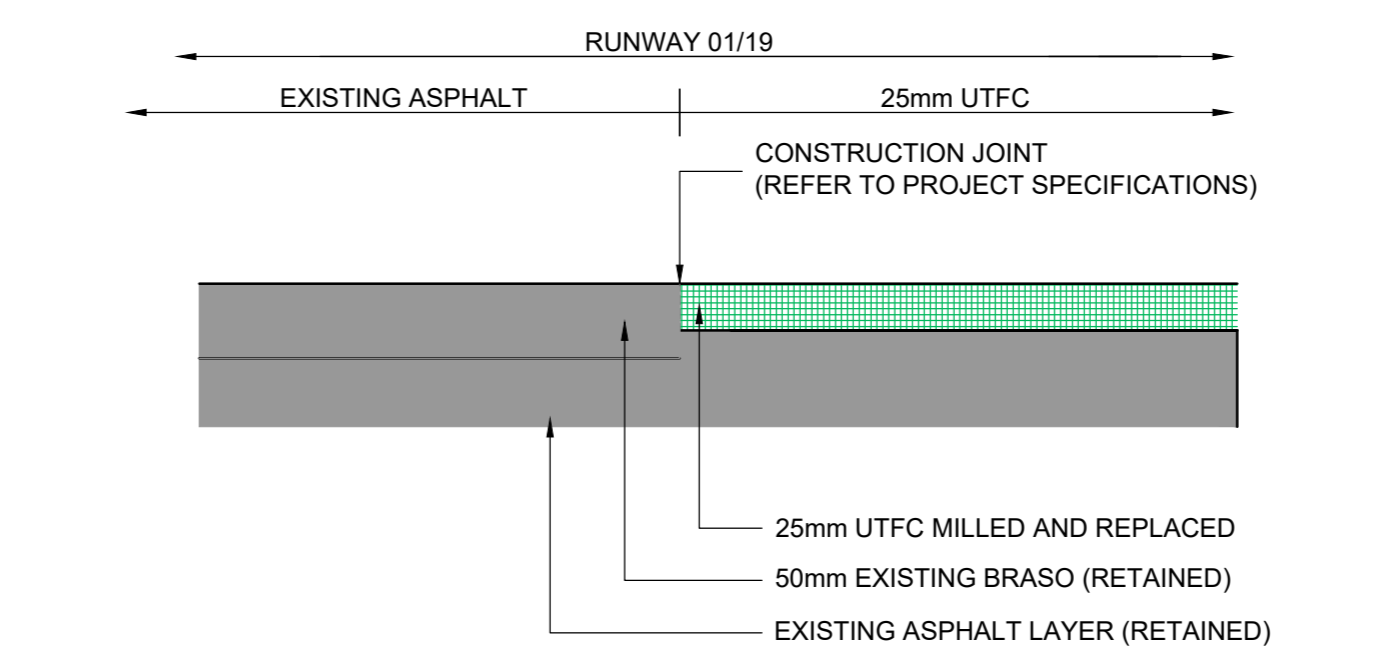
Surfacing Type	Start [km]	End [km]	Length [m]	Width [m]
40mm AC	0.028	0.109	81	75



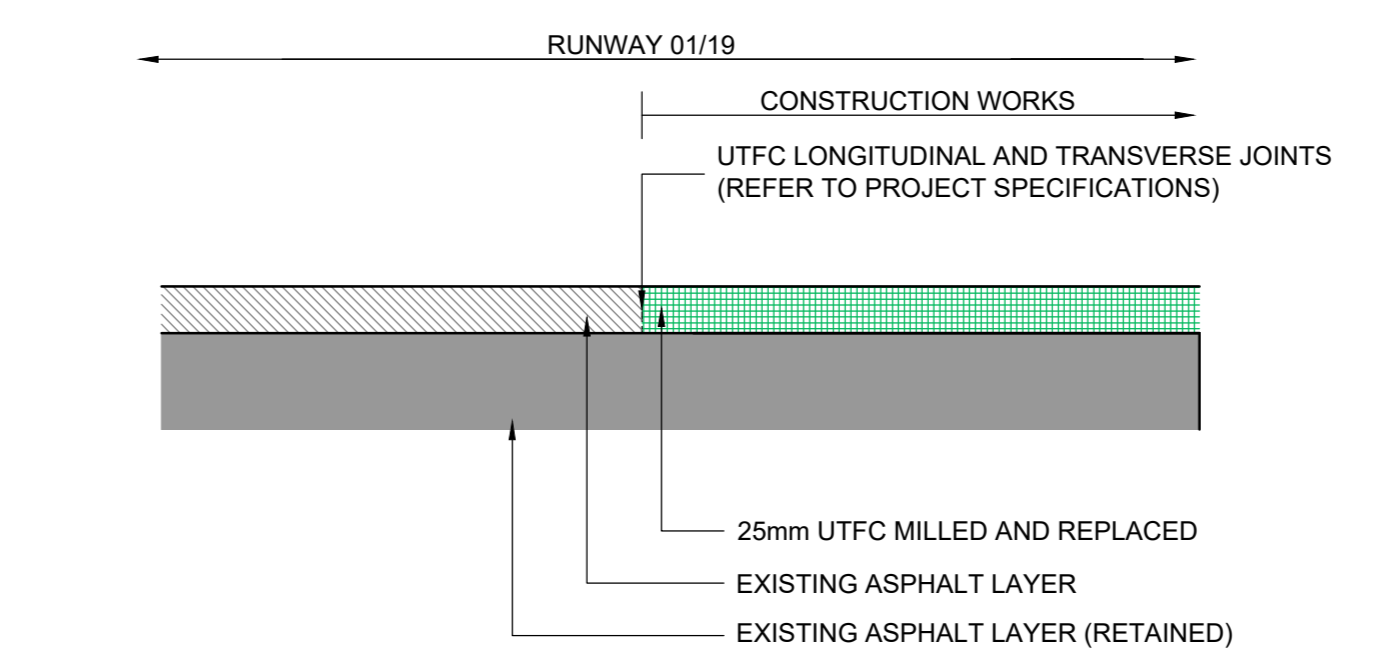
TYPICAL X-SECTION AT THRESHOLD 19 (WEARING COARSE - INLAY MILL & REPLACE)  
N.T.S



TYPICAL X-SECTION BETWEEN WEARING COARSE AND UTFC  
N.T.S

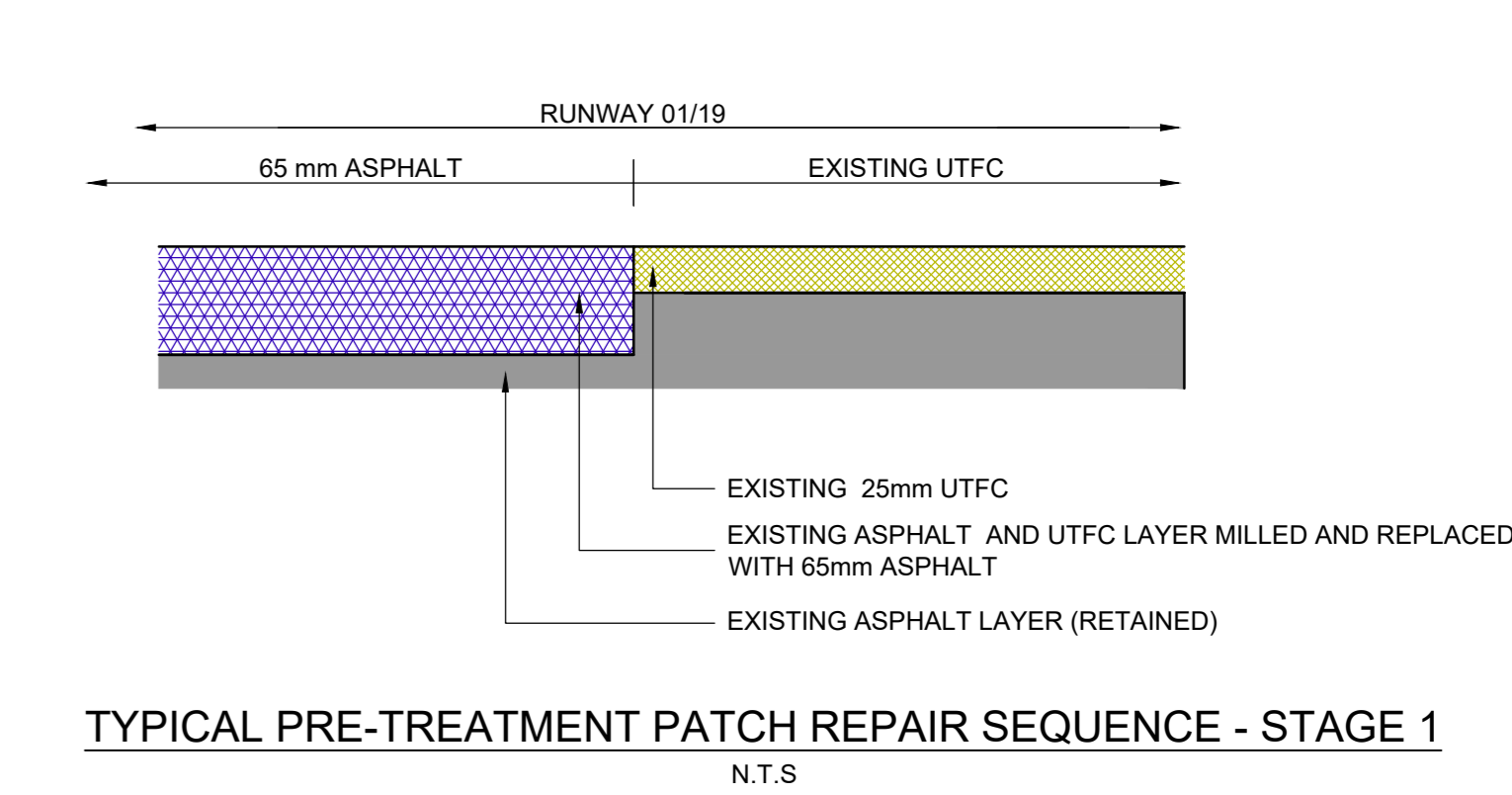


TYPICAL X-SECTION BETWEEN THE EXISTING BRASO AND UTFC  
N.T.S

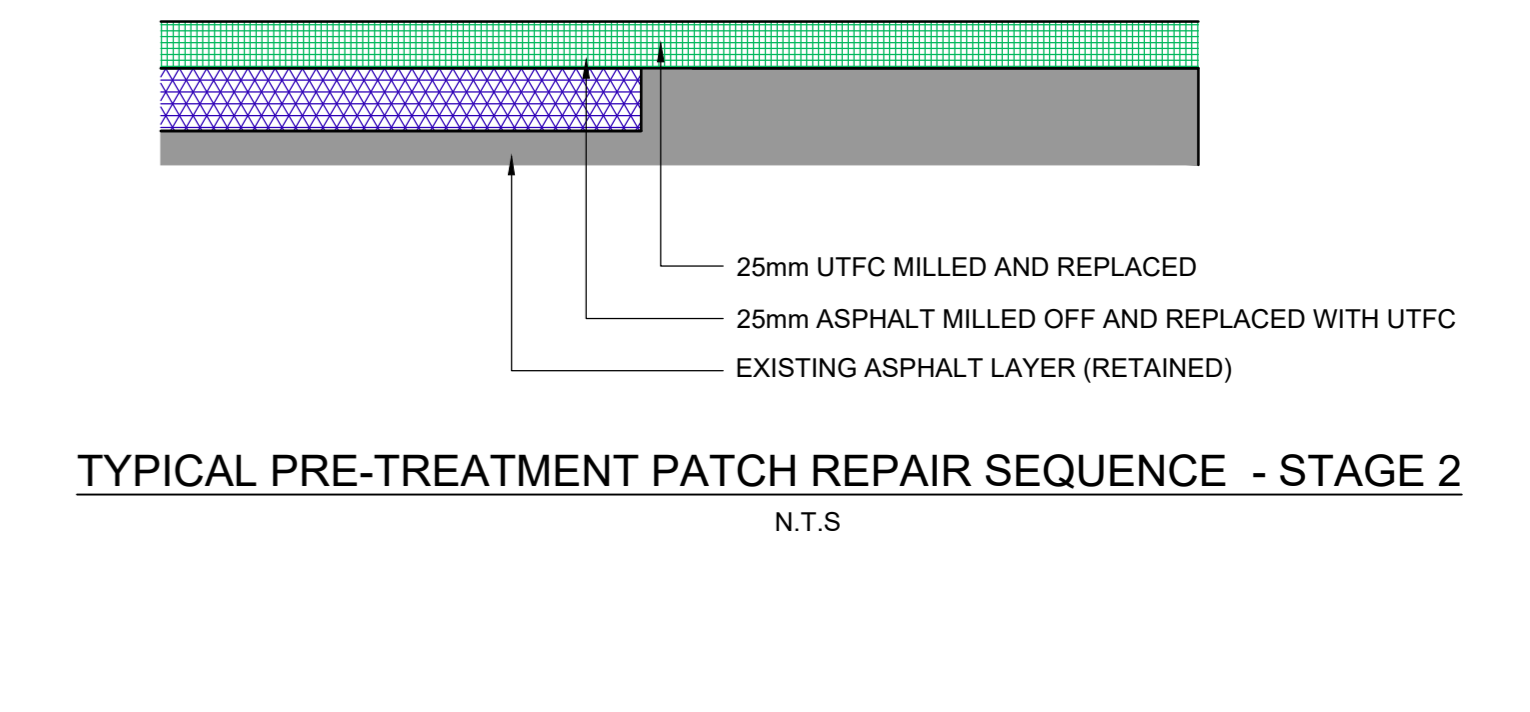


TYPICAL X-SECTION OF UTFC CONSTRUCTION JOINT TIE-IN  
N.T.S

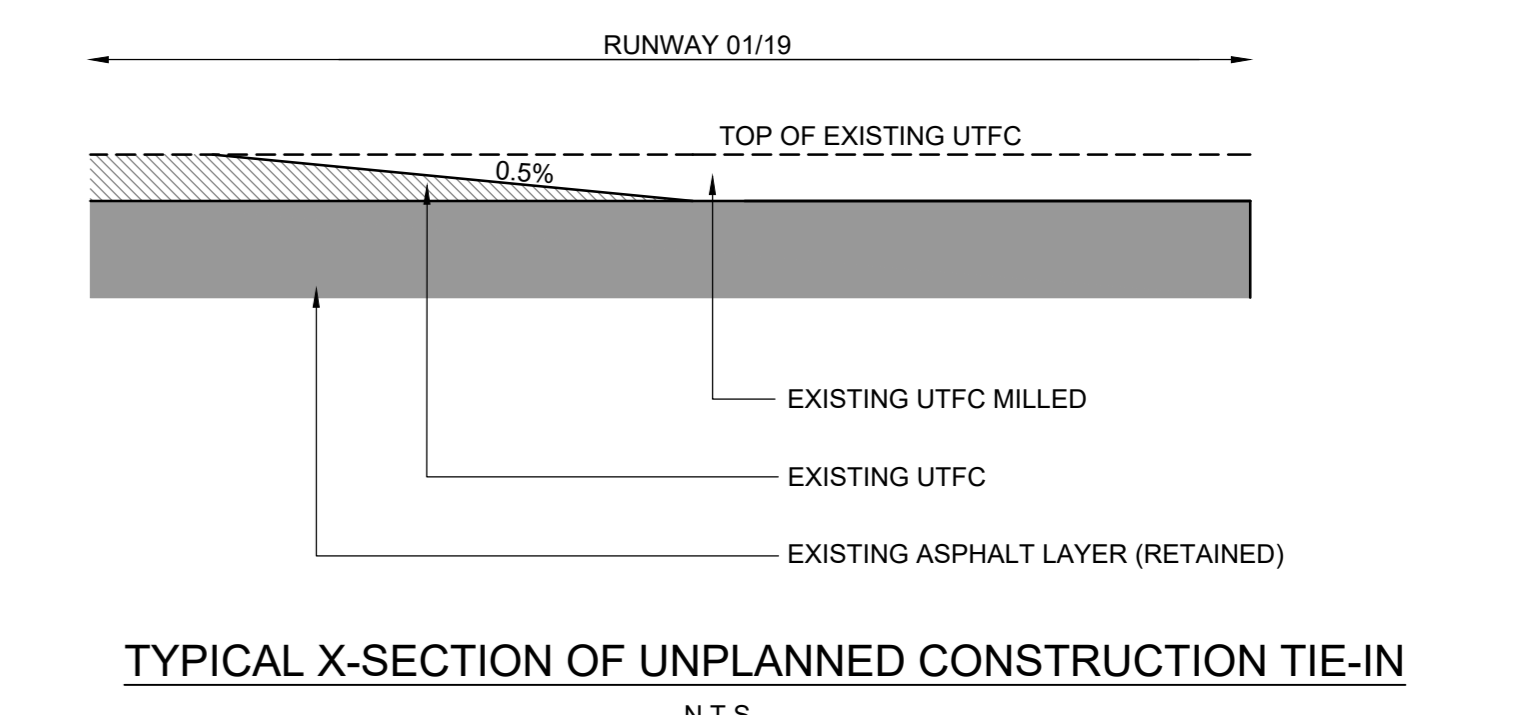
- LEGEND:**
- Ultra-thin friction course (25mm thickness), A-R1 (bitumen rubber modified)
  - Continuously graded (Coarse) Asphalt wearing course (40-65 mm thickness), A-E2 (modified binder)
  - Existing Asphalt Layer



TYPICAL PRE-TREATMENT PATCH REPAIR SEQUENCE - STAGE 1  
N.T.S



TYPICAL PRE-TREATMENT PATCH REPAIR SEQUENCE - STAGE 2  
N.T.S



TYPICAL X-SECTION OF UNPLANNED CONSTRUCTION TIE-IN  
N.T.S

- NOTES:**
- Engineers to confirm location & dimension of pre-treatment patch repairs.
  - Engineers to inspect the excavation & approve prior to backfill.
  - Engineers to instruct if further excavation be required.

No.	DATE	ADDITIONS AND AMENDMENTS
0	08/2023	ISSUED FOR TENDER
A	02/2021	ORIGINAL

DESIGNED BY:	R. NIEFTAGODIEN
CHECKED BY:	A. SKEA
DRAWN BY:	S. CELE
CHECKED BY:	N. ADAMS

**MARISWE (Pty) Ltd**  
CONSULTING ENGINEERS  
BLOCK D,  
GREENFORD OFFICE ESTATE,  
PUNTERS WAY,  
KENILWORTH  
7708  
TEL: (021) 761 - 6999



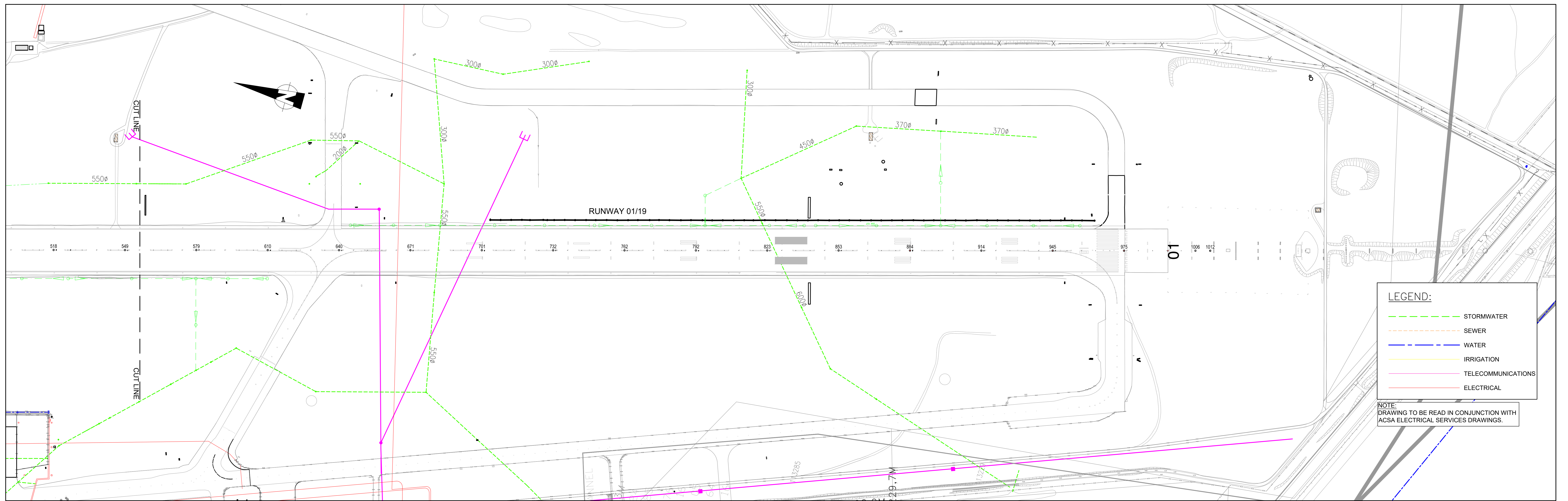
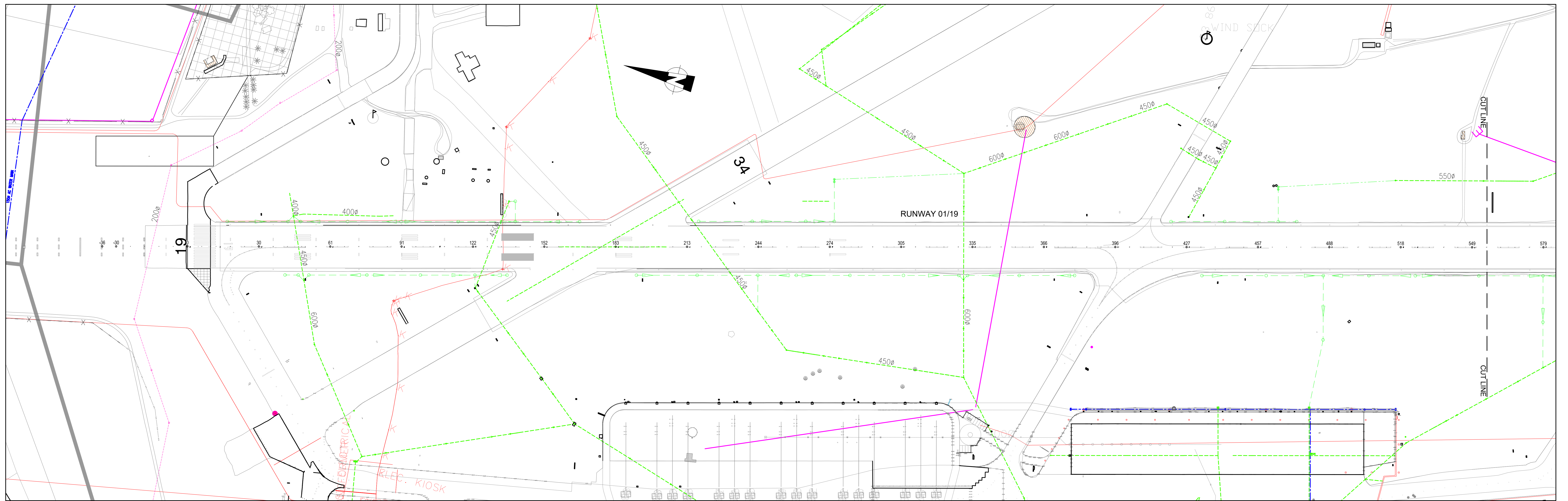
**CAPE TOWN INTERNATIONAL AIRPORT**  
AIRPORTS COMPANY SOUTH AFRICA

APPROVED FOR PROCEDURAL AND ADMINISTRATIVE REVIEW PURPOSES ONLY AND DOES NOT ATTRACT LEGAL LIABILITY OF ANY KIND FROM WHATSOEVER CAUSE OR HOWEVER ARISING

DATE 29/11/2023

**REHABILITATION OF CTIA RUNWAY 01/19**  
AIRSIDE WORK AREAS AND TYPICAL CROSS-SECTIONS

SCALE AS SHOWN  
CONTRACT No. 4580  
DRAWING No. 14029 - 003 - 0



**LEGEND:**

	STORMWATER
	SEWER
	WATER
	IRRIGATION
	TELECOMMUNICATIONS
	ELECTRICAL

NOTE:  
DRAWING TO BE READ IN CONJUNCTION WITH  
ACSA ELECTRICAL SERVICES DRAWINGS.

No.	DATE	ADDITIONS AND AMENDMENTS
0	08/2023	ISSUED FOR TENDER
A	02/2021	ORIGINAL

DESIGNED BY:	R. NIEFTAGODIEN
CHECKED BY:	A. SKEA
DRAWN BY:	S. CELE
CHECKED BY:	N. ADAMS

**MARISWE (Pty) Ltd**  
CONSULTING ENGINEERS  
BLOCK D,  
GREENFORD OFFICE ESTATE,  
PUNTERS WAY,  
KENILWORTH  
7708  
TEL. (021) 761 - 6999



CONSULTING ENGINEERS  
DATE 29/11/2023

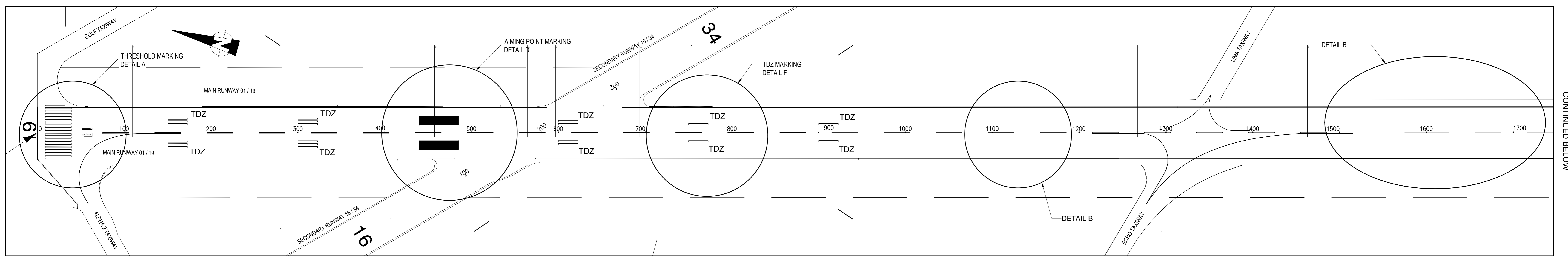


APPROVED  
THIS APPROVAL IS FOR PROCEDURAL AND  
ADMINISTRATIVE REVIEW PURPOSES  
ONLY AND DOES NOT ATTRACT LEGAL  
LIABILITY OF ANY KIND FROM  
WHATSOEVER CAUSE OR HOWEVER ARISING  
FOR ACSA  
DATE

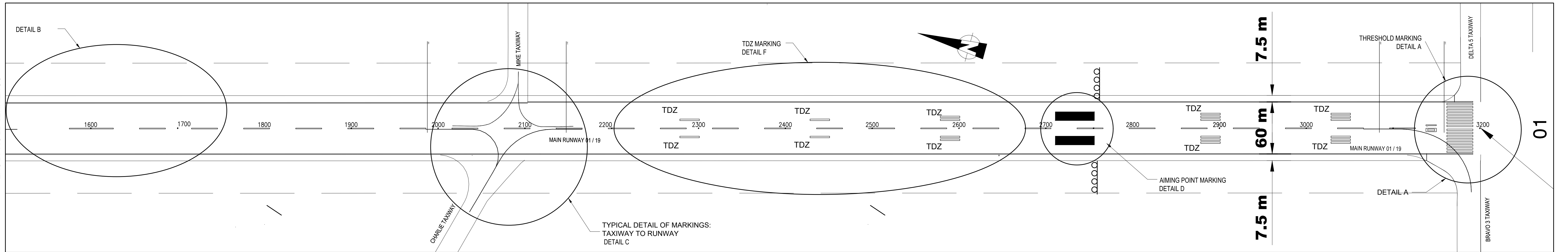
**REHABILITATION OF CTIA RUNWAY 01/19**

COMBINED EXISTING SERVICES PLAN

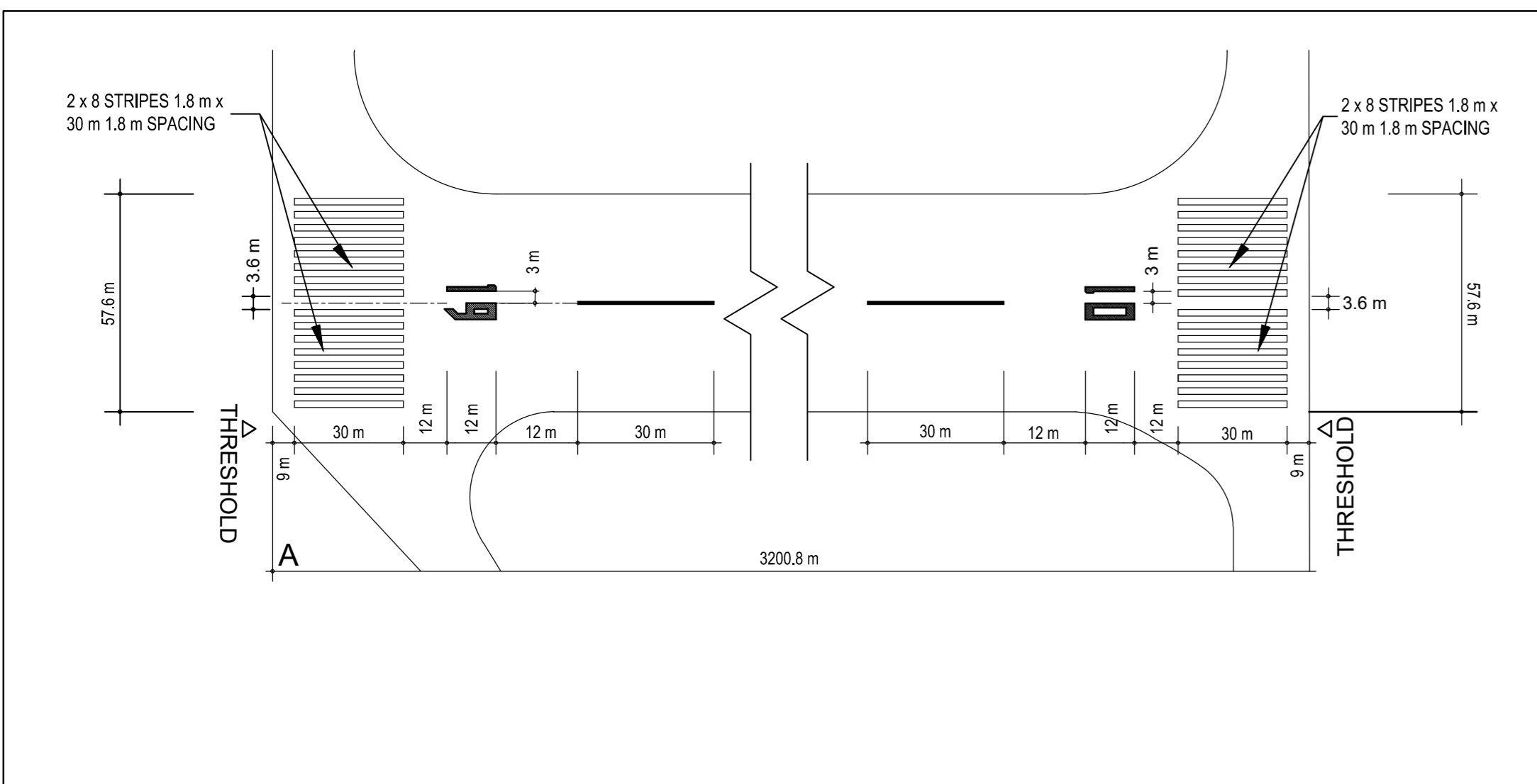
SCALE  
1:2000  
CONTRACT No.  
4580  
DRAWING No.  
14029 - 004 - 0



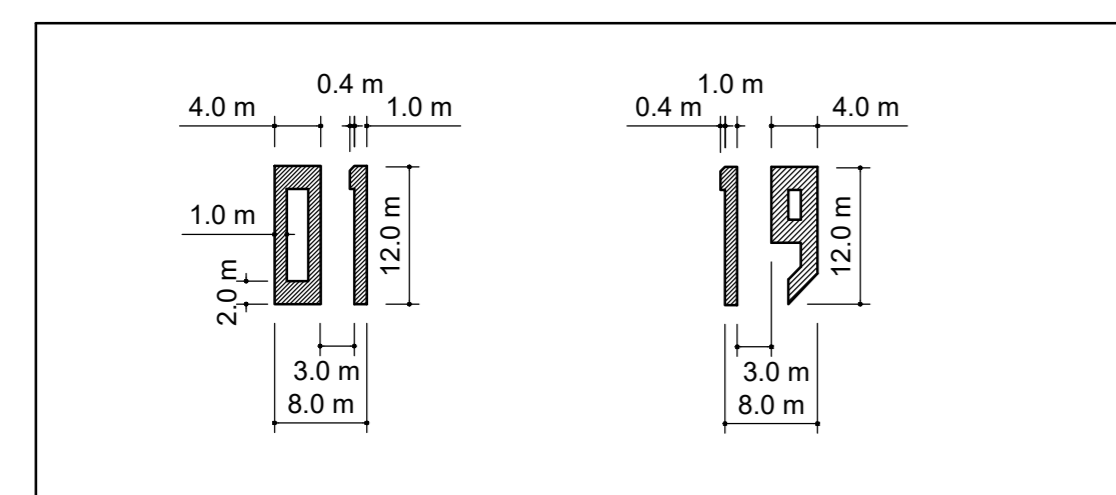
CONTINUED BELOW



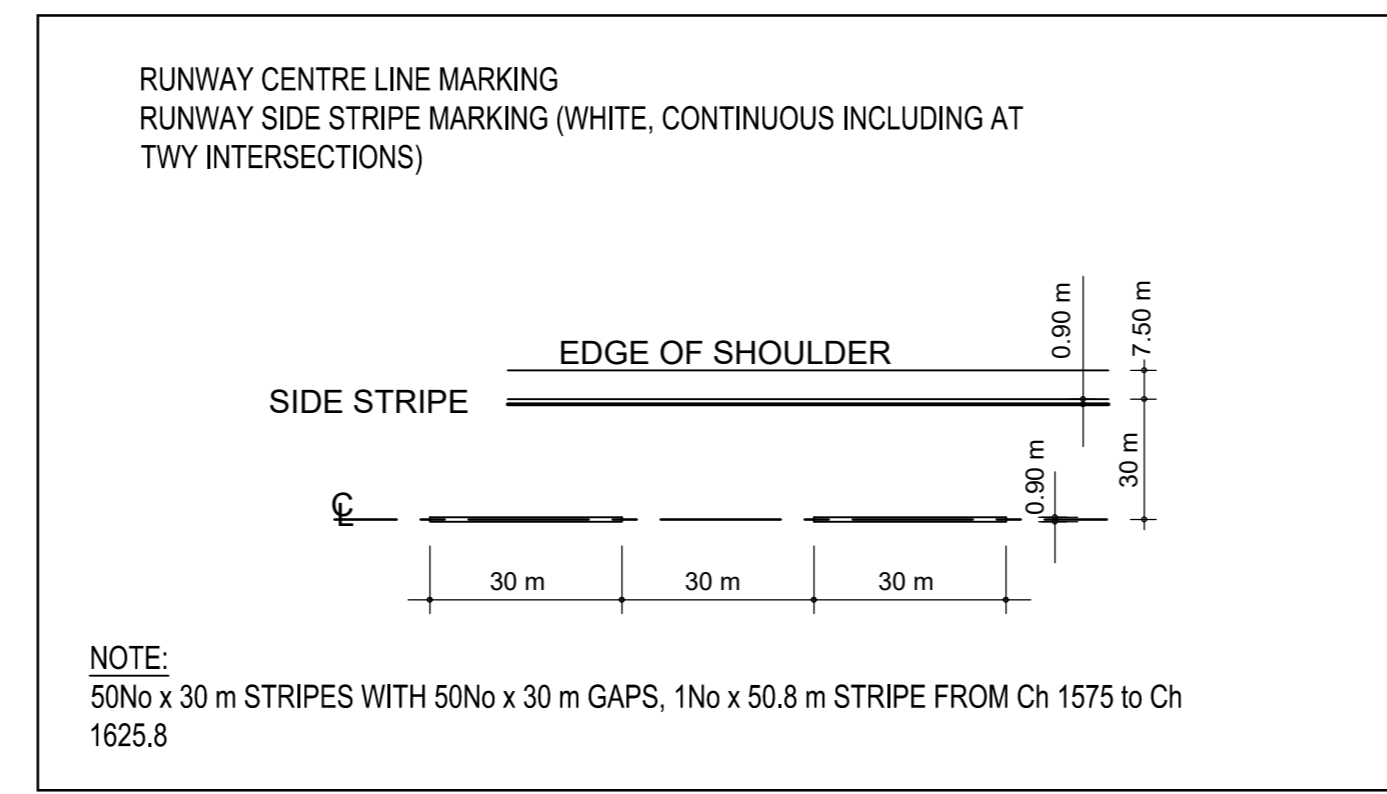
CONTINUED FROM ABOVE



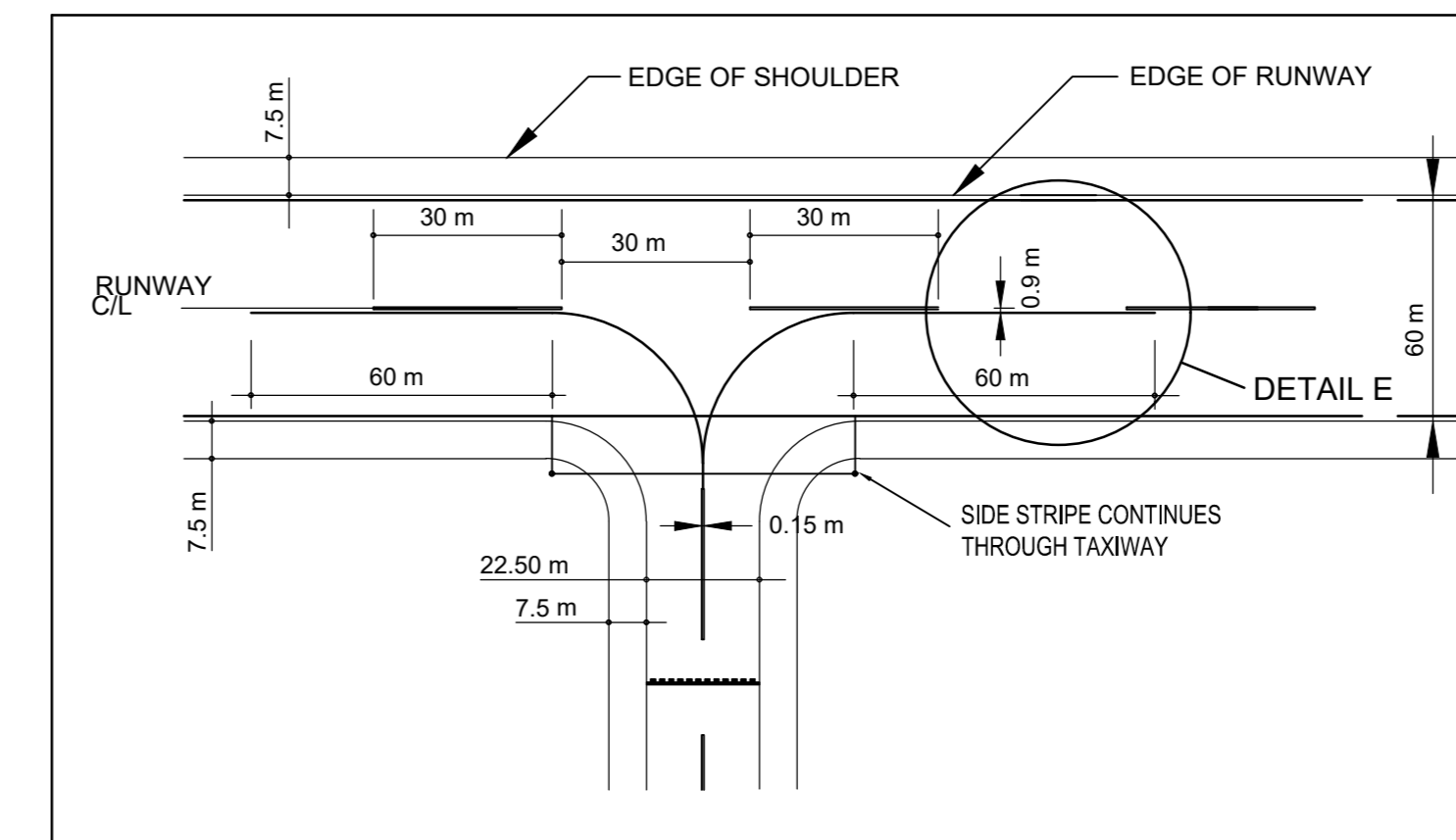
DETAIL A  
THRESHOLD MARKINGS  
N.T.S.



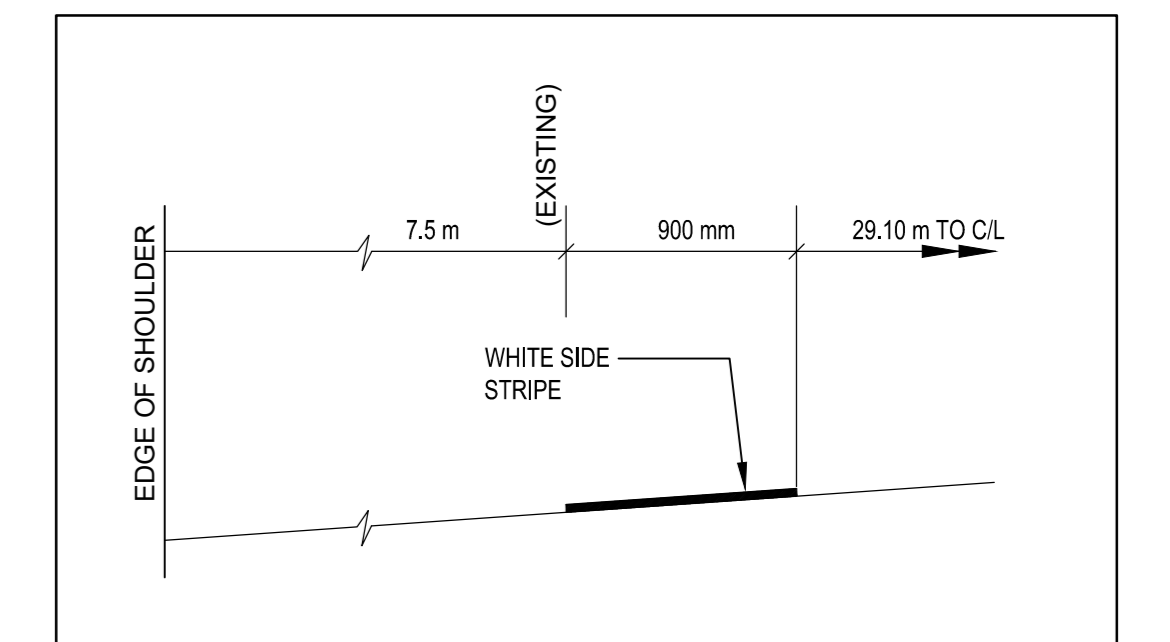
RUNWAY DESIGNATION MARKINGS (WHITE)  
N.T.S.



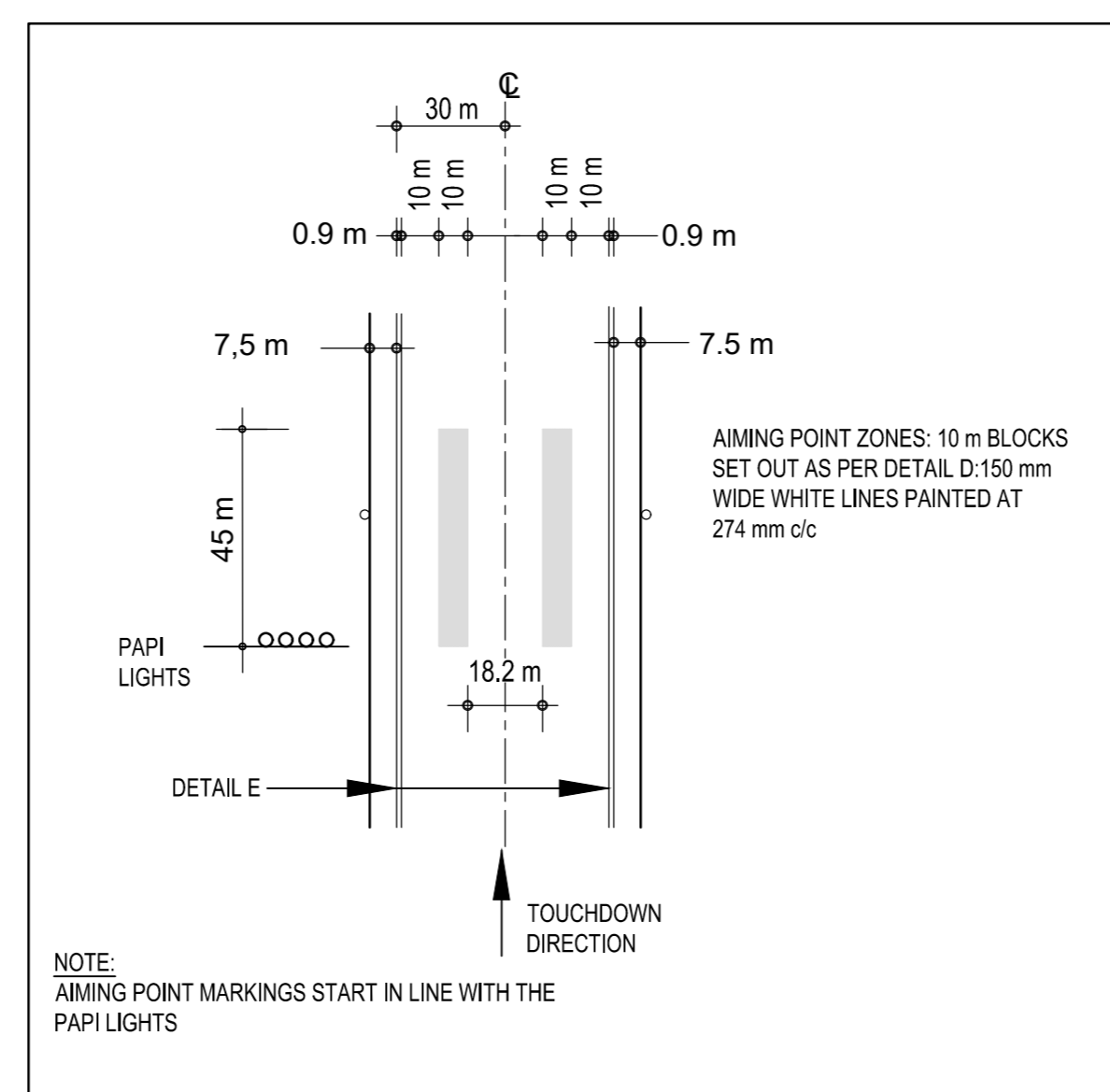
DETAIL B  
RUNWAY 01 / 19  
N.T.S.



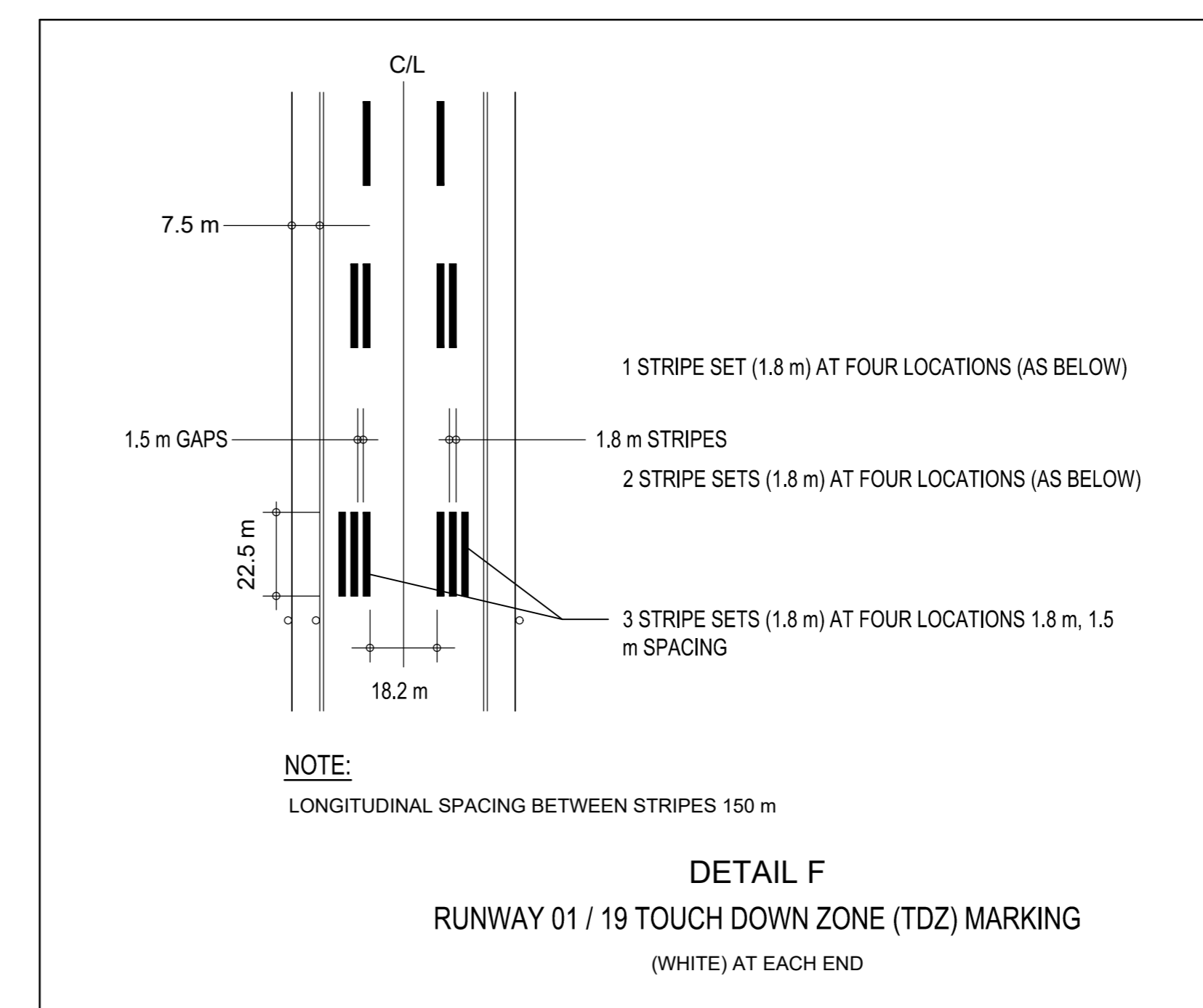
DETAIL C  
TYPICAL DETAIL OF MARKINGS: TAXIWAY TO RUNWAY  
N.T.S.



DETAIL E  
SIDE STRIPE MARKING RUNWAY 01 / 19  
N.T.S.



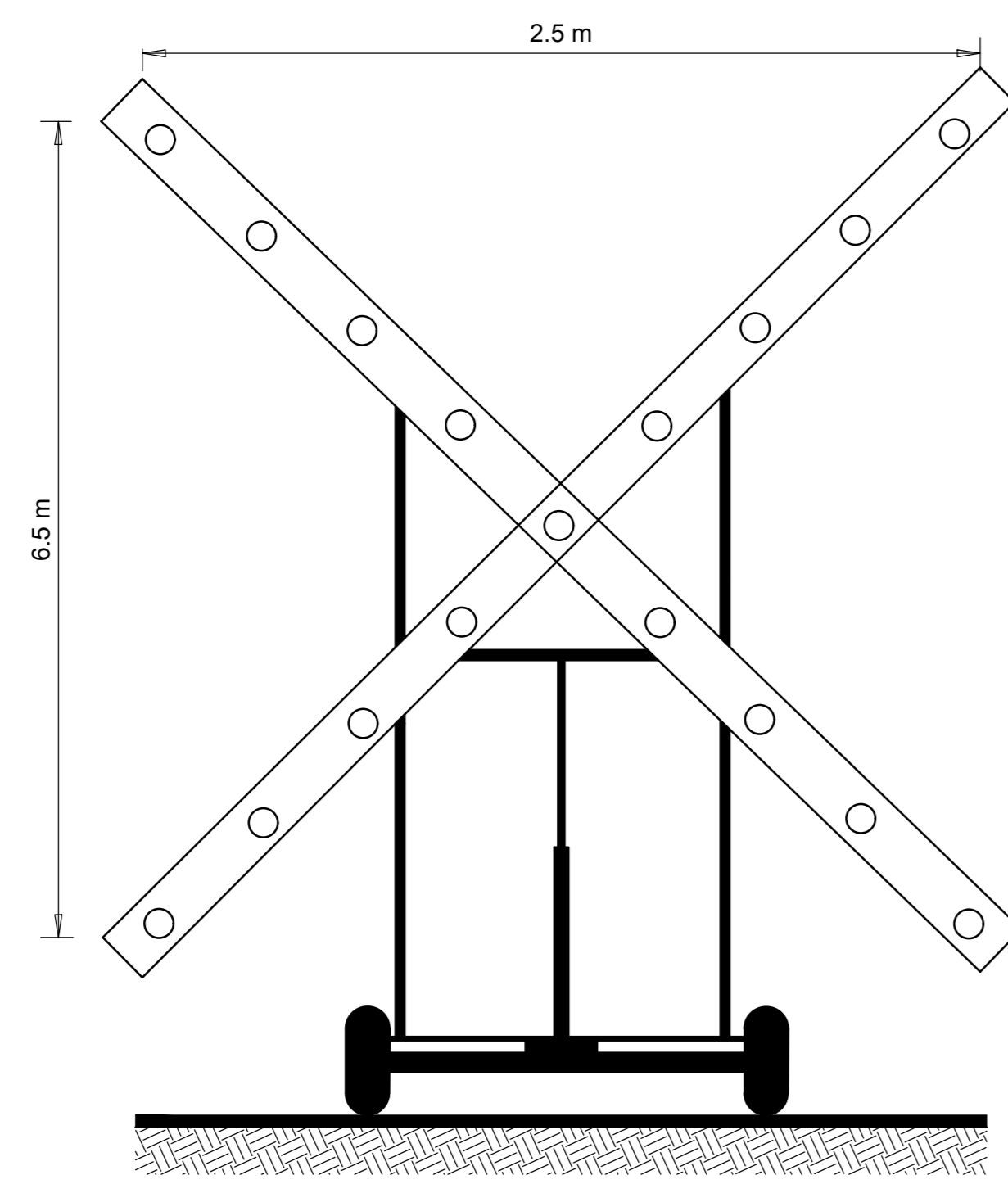
DETAIL D  
AIMING POINT MARKING RUNWAY 01/19  
N.T.S.



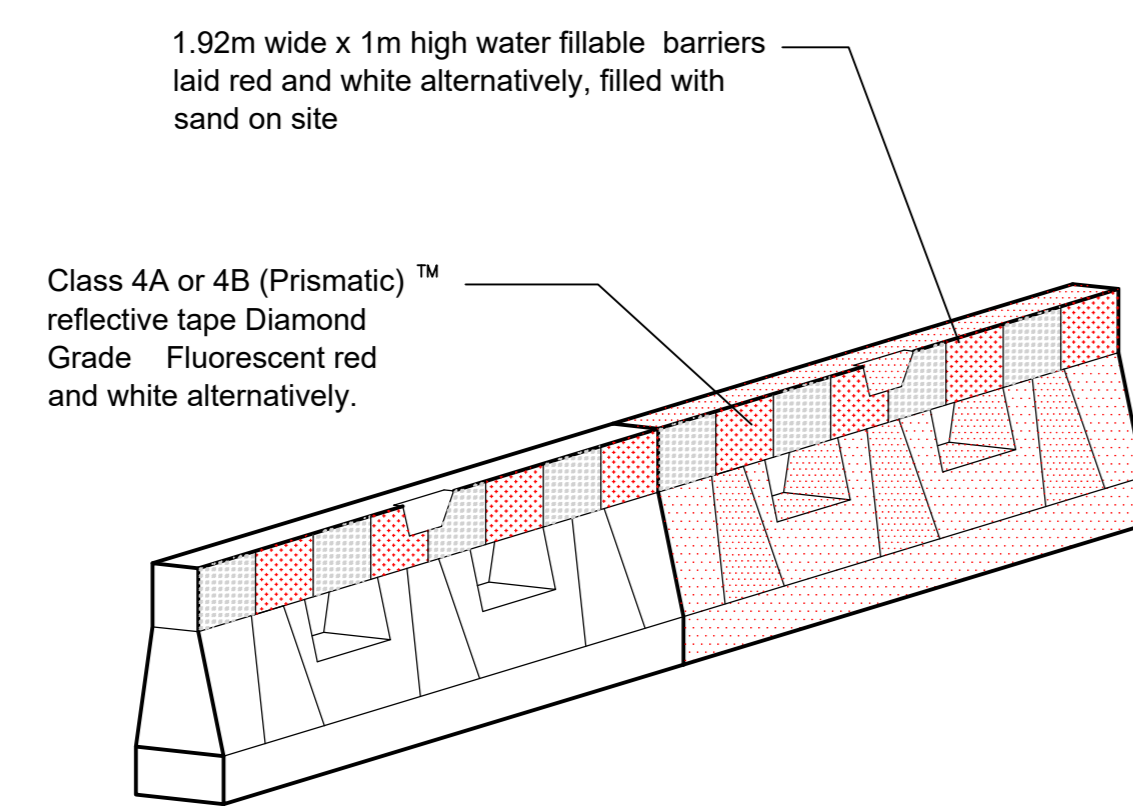
DETAIL F  
RUNWAY 01 / 19 TOUCH DOWN ZONE (TDZ) MARKING  
(WHITE) AT EACH END

**PERMANENT MARKINGS**  
 1. AS INDICATED ON THIS DRAWING PAINTED 150 mm STRIPES WITH 100 mm SPACINGS FOR:  
 a. CENTRELINE: WIDTH 900 mm: 4No. 150 mm STRIPES @ 100 mm SPACING  
 b. TOUCHDOWN ZONES: 1.8 m STRIPE SETS AS PER DETAIL F: 150 mm WIDE WHITE LINES PAINTED AT 275 mm c/c  
 c. AIMING POINT ZONES: 10.0 m BLOCKS SET OUT AS PER DETAIL D: 150 mm WIDE WHITE LINES PAINTED AT 274 mm c/c  
 2. THRESHOLD 1.8 m WIDE SOLID LINES  
 3. SIDE STRIPES 900 mm WIDE SOLID LINES  
  
**NOTE:**  
 ARC 4E  
 RWY 01 : PRECISION APPROACH CAT  
 RWY 19 : PRECISION APPROACH CAT  
 PAPI : ALL APPROACHES  
 NON DISPLACED THRESHOLD  
 MARKINGS AS PER ANNEX EIGHTH EDITION, JULY 2018 INTERPRETED BY ADR  
 PAINT : TEMPORARY: SOLVENT BASED  
 PERMANENT: WATER BASED

No.	DATE	ADDITIONS AND AMENDMENTS	DESIGNED BY: R. NIEFTAGODIEN	<b>MARISWE (Pty) Ltd</b> CONSULTING ENGINEERS BLOCK D, GREENFORD OFFICE ESTATE, PUNTERS WAY, KENILWORTH 7708 TEL. (021) 761 - 6999		APPROVED THIS APPROVAL IS FOR PROCEDURAL AND ADMINISTRATIVE REVIEW PURPOSES ONLY AND DOES NOT ATTRACT LEGAL LIABILITY OF ANY KIND FROM WHATSOEVER CAUSE OR HOWEVER ARISING	<b>REHABILITATION OF CTIA RUNWAY 01/19</b>	SCALE AS SHOWN CONTRACT No. 4580
			CHECKED BY: A. SKEA		DATE 29/11/2023	FOR ACSA		DRAWING No. 14029 - 005 - 0
0	08/2023	ISSUED FOR TENDER	DRAWN BY: S. CELE				<b>RUNWAY 01/19 PAINT MARKING DETAILS</b>	
A	02/2021	ORIGINAL	CHECKED BY: N. ADAMS					

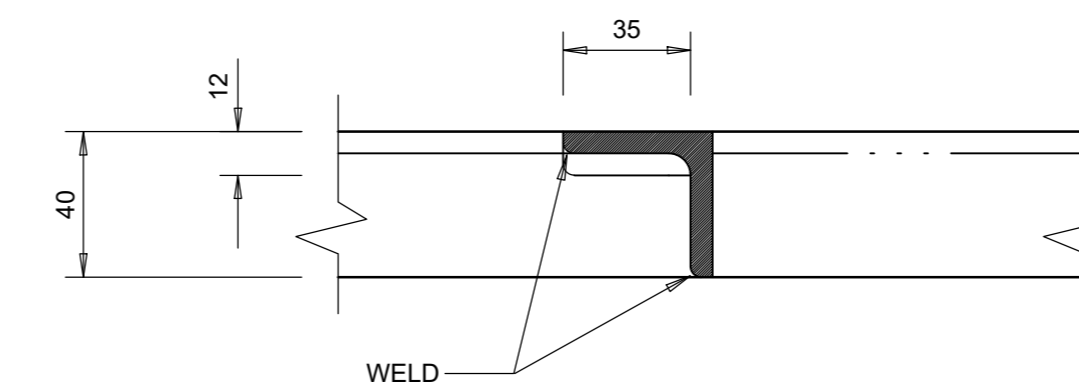


**LIGHTED X RUNWAY CLOSING MARKER**  
N.T.S.

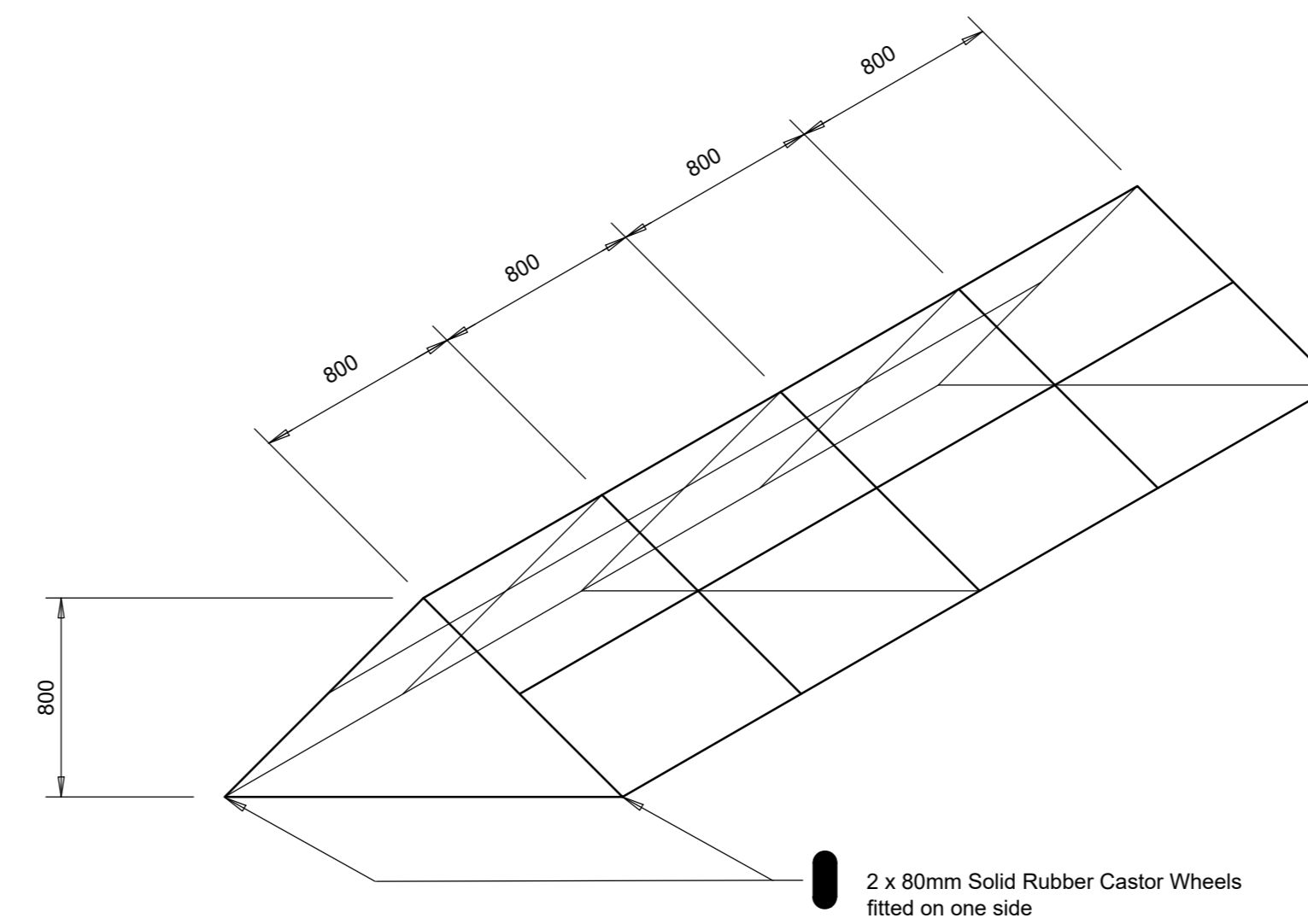


**DIAGRAMMATIC VIEW OF WATER FILLABLE BARRIERS**  
N.T.S.

**VEHICLE BARRIER DETAIL**

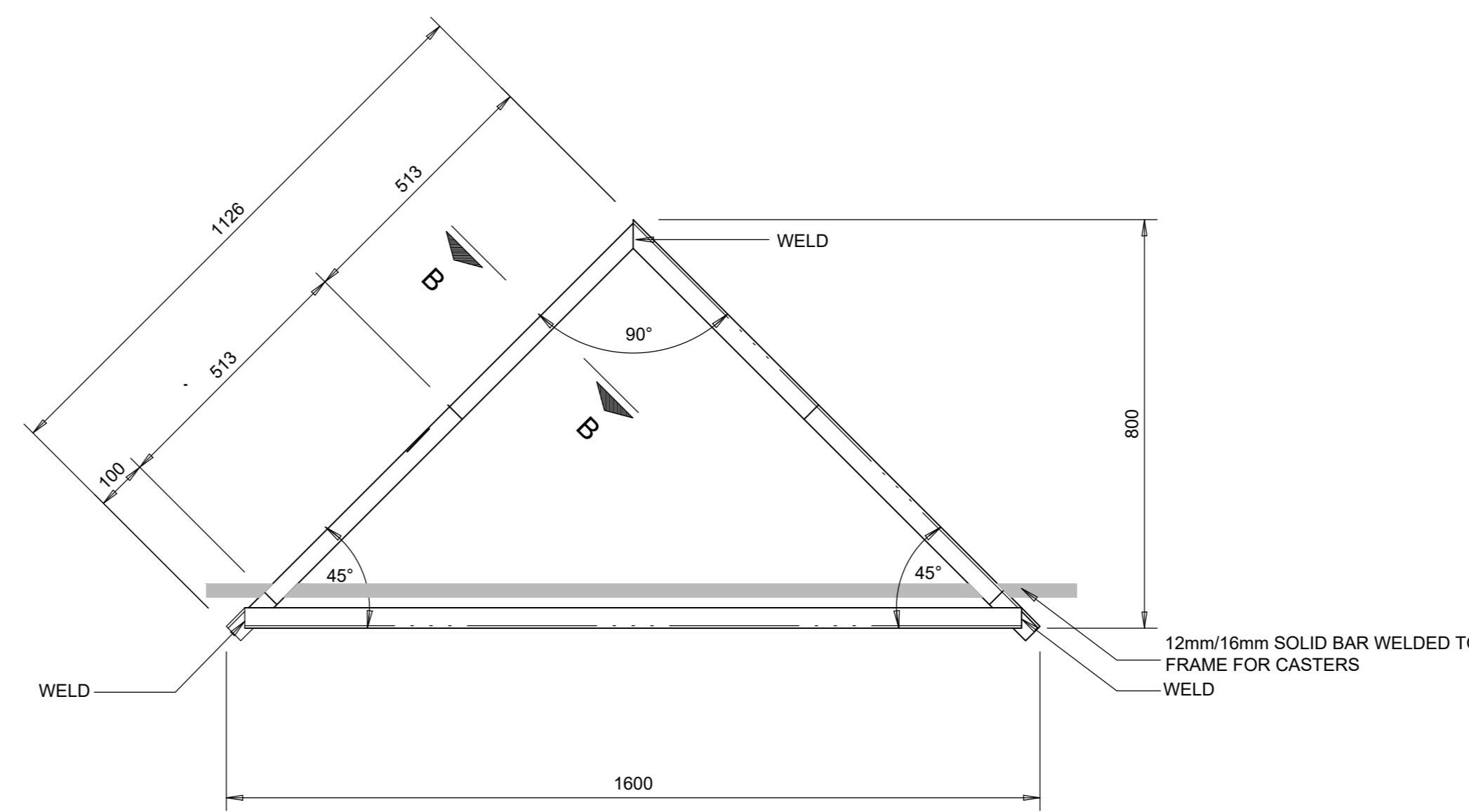


**SECTION B-B**  
1:2



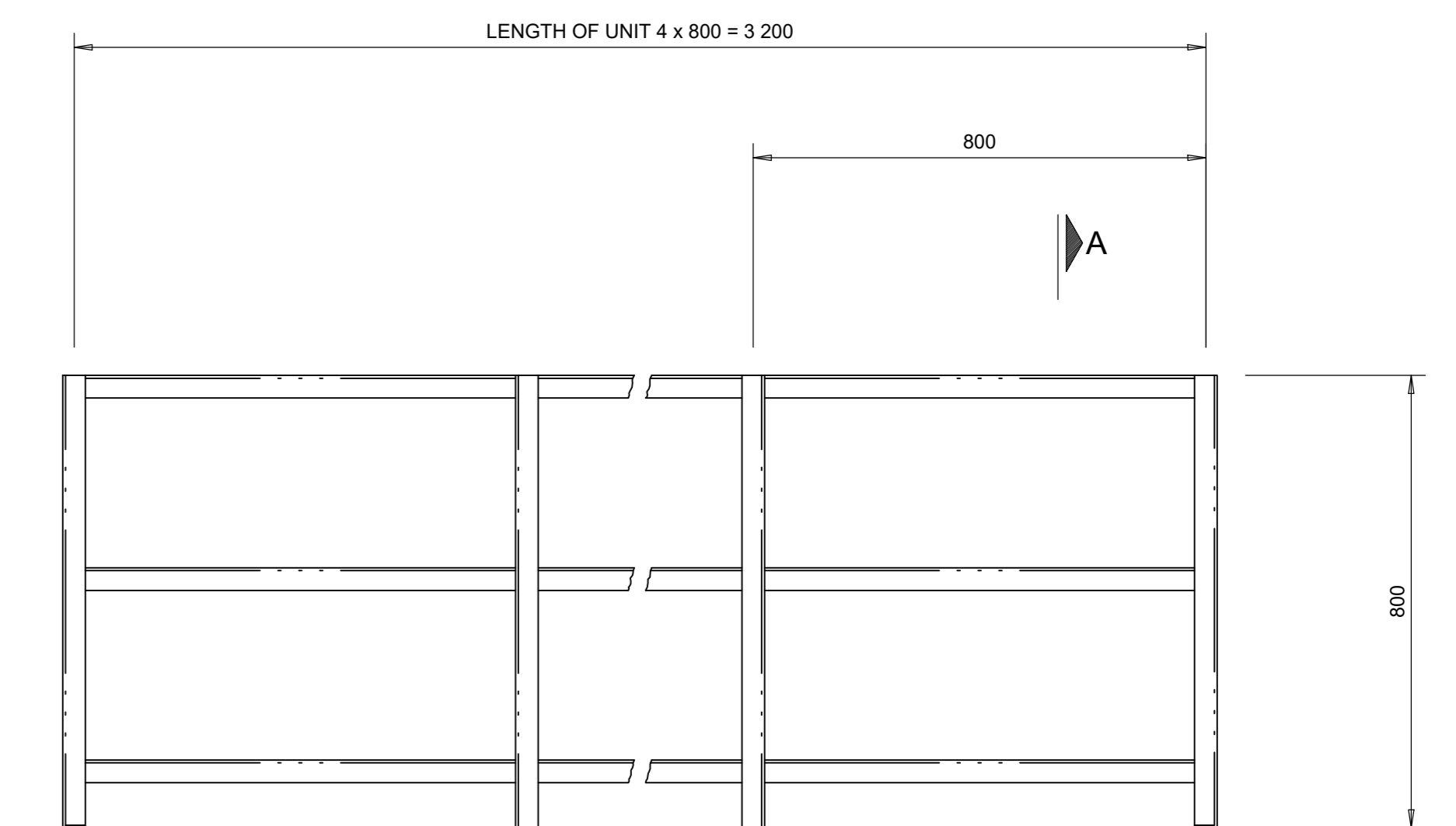
**ISOMETRIC VIEW OF FRAME**

**DETAIL OF BARRIER**  
1:25

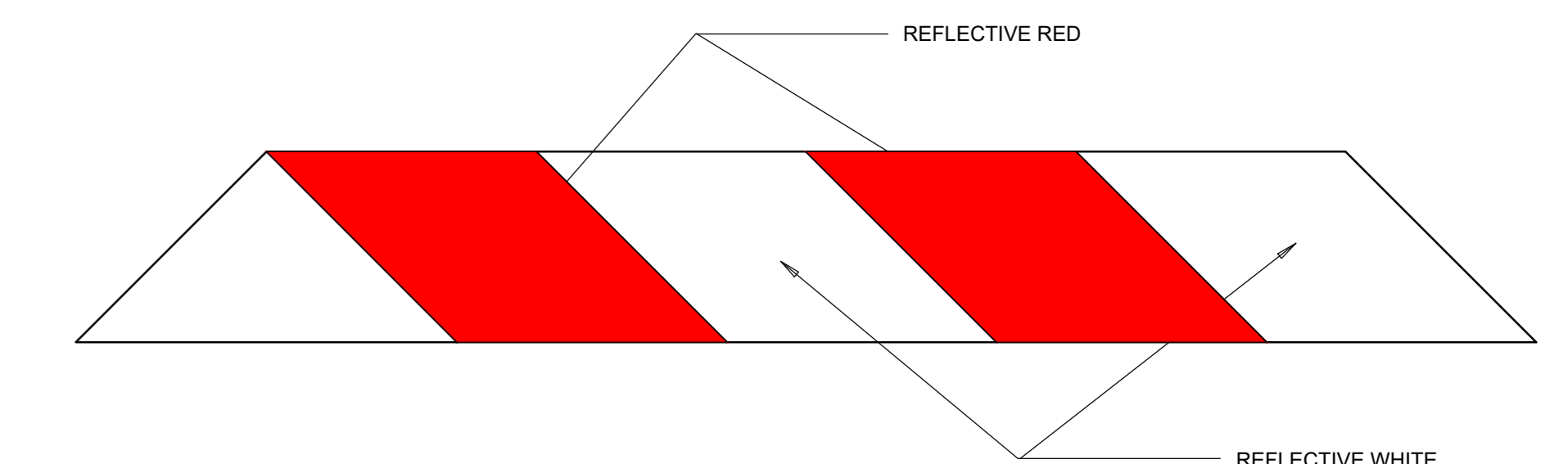


**SECTION A-A**  
1:10

**AIRCRAFT BARRIER DETAIL**



**ELEVATION**  
1:10



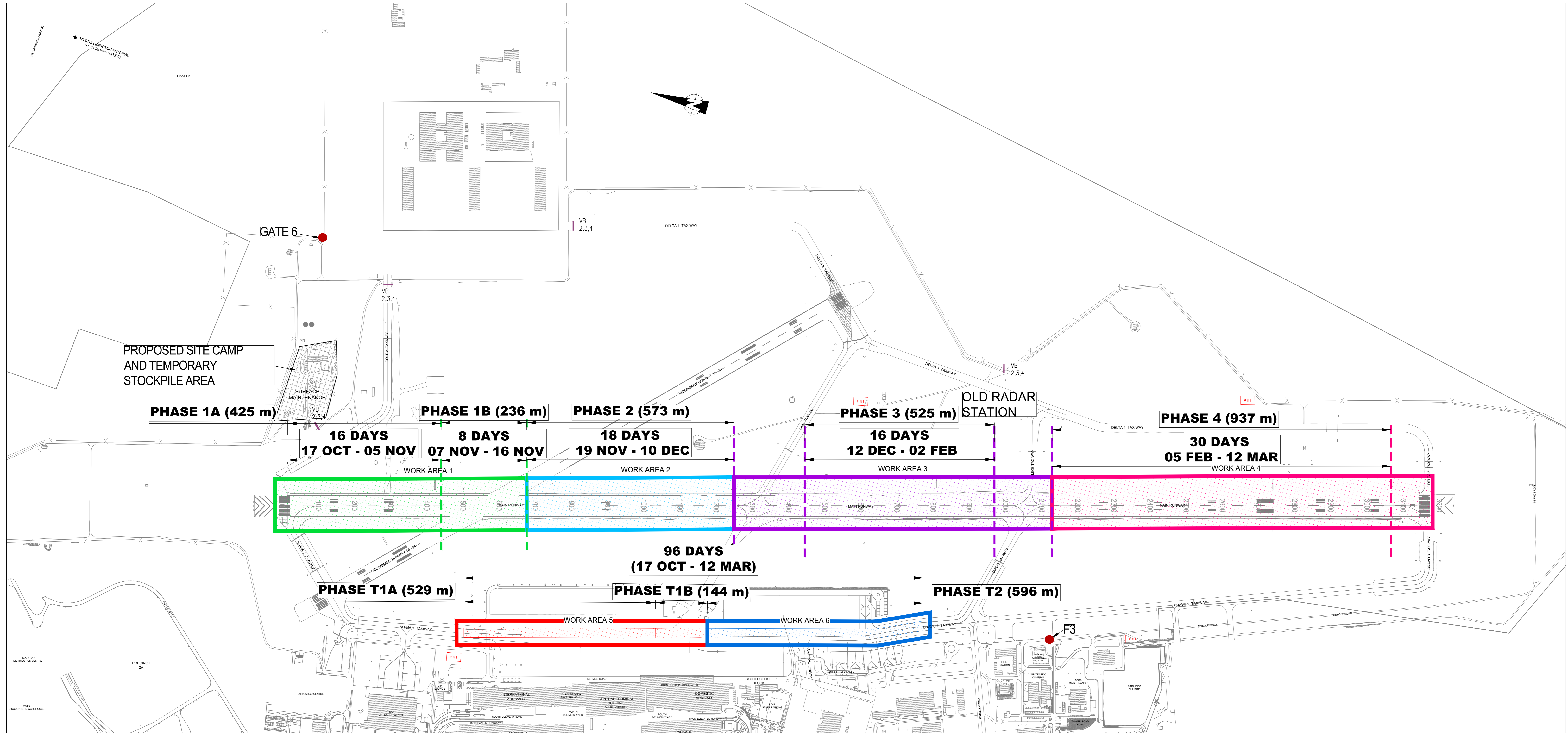
**HIGH INTENSITY RETROREFLECTIVE MATERIAL**

**NOTES:**

1. ALL ANGLE IRON SECTIONS 40 x 40 x 5 (2.97kg/m) WITH 3 mm WELDS AT ALL CORNERS WITH SMOOTH SURFACES TO OUTSIDE. FRAME PAINTED BLACK.
2. FRAME COVERED WITH 0.6 mm THICK GALVANIZED SHEETING AND FIXED TO FRAME USING POP RIVETS, THEREAFTER, COVERED WITH HIGH INTENSITY RETROREFLECTIVE MATERIAL.
3. BARRIER TO BE HELD IN POSITION USING SANDBAGS.
4. SOME FRAMES MAY PROVIDED BY ACSA: THEY ARE COVERED ONLY AS PER ABOVE NOTE 2.
5. 2 X 80mm SOLID RUBBER CASTOR WHEELS TO BE FITTED TO ONE END.

NOTE:  
MEASUREMENTS IN MILLIMETERS.

No.	DATE	ADDITIONS AND AMENDMENTS	DESIGNED BY: R. NIEFTAGODIEN	<b>MARISWE (Pty) Ltd</b> CONSULTING ENGINEERS BLOCK D, GREENFORD OFFICE ESTATE, PUNTERS WAY, KENILWORTH 7708 TEL. (021) 761 - 6999		 CONSULTING ENGINEERS DATE 29/11/2023	 AIRPORTS COMPANY SOUTH AFRICA	APPROVED THIS APPROVAL IS FOR PROCEDURAL AND ADMINISTRATIVE REVIEW PURPOSES ONLY AND DOES NOT ATTRACT LEGAL LIABILITY OF ANY KIND FROM WHATSOEVER CAUSE OR HOWEVER ARISING FOR ACSA DATE	<b>REHABILITATION OF CTIA RUNWAY 01/19</b>  TYPICAL DETAILS: SIGNS, CLOSED RWY MARKER AND BARRIER	SCALE AS SHOWN CONTRACT No. 4580
			CHECKED BY: A. SKEA							
0	08/2023	ISSUED FOR TENDER	DRAWN BY: S. CELE							
A	02/2021	ORIGINAL	CHECKED BY: N. ADAMS							



**LEGEND**

- PROJECT WORK AREA 1
- PROJECT WORK AREA 2
- PROJECT WORK AREA 3
- PROJECT WORK AREA 4
- PROJECT WORK AREA 5
- PROJECT WORK AREA 6
- PROPOSED TEMPORARY HARDSTAND
- TRAVEL ROUTES FOR CONSTRUCTION VEHICLES
- VEHICLE BARRIERS
- AIRCRAFT BARRIERS

**NOTES:**

1. REFER TO DRAWING 14029-010 FOR BARRIER DETAILS.
2. MINIMUM REQUIRED STAGING CLEARANCE:
  - 2.1. RUNWAY CL = 150m
  - 2.2. TAXIWAY CL = 47.5m
3. STAGING AREA DEMARCATED WITH PLASTIC BARRIER AND RED FLASHING LIGHTS

No.	DATE	ADDITIONS AND AMENDMENTS
0	08/2023	ISSUED FOR TENDER
A	02/2021	ORIGINAL

DESIGNED BY:	R. NIEFTAGODIEN
CHECKED BY:	A. SKEA
DRAWN BY:	S. CELE
CHECKED BY:	N. ADAMS

**MARISWE (Pty) Ltd**  
 CONSULTING ENGINEERS  
 BLOCK D,  
 GREENFORD OFFICE ESTATE,  
 PUNTERS WAY,  
 KENILWORTH  
 7708  
 TEL: (021) 761 - 6999



CONSULTING ENGINEERS  
 DATE: 29/11/2023

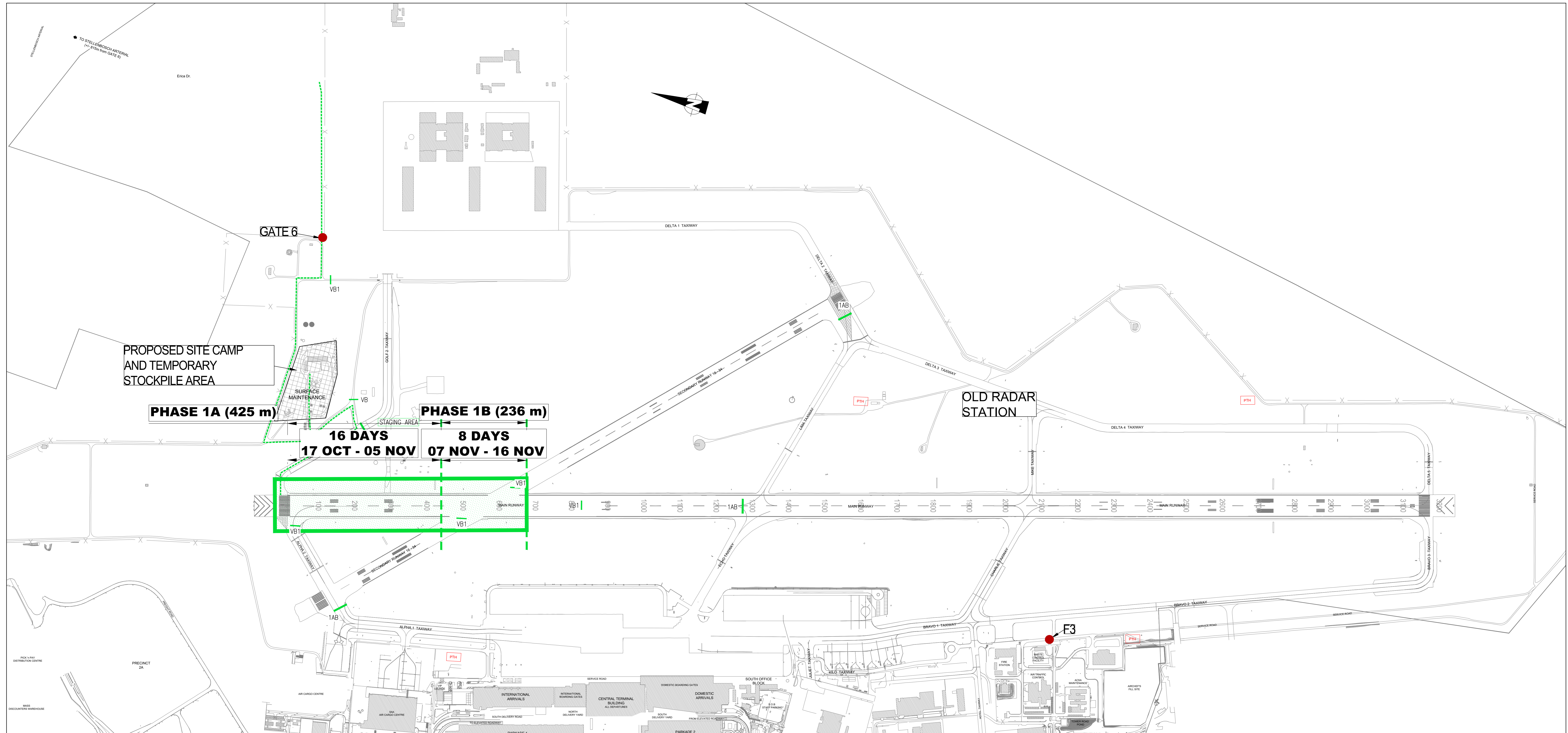


APPROVED  
 THIS APPROVAL IS FOR PROCEDURAL AND ADMINISTRATIVE REVIEW PURPOSES ONLY AND DOES NOT ATTRACT LEGAL LIABILITY OF ANY KIND FROM WHATSOEVER CAUSE OR HOWEVER ARISING  
 FOR ACSA  
 DATE:

**REHABILITATION OF CTIA RUNWAY 01/19**

ROUTING PLAN FOR WORK AREAS : KEY PLAN

SCALE  
 AS SHOWN  
 CONTRACT No.  
 4580  
 DRAWING No.  
 14029 - 012 - 0



PROPOSED SITE CAMP AND TEMPORARY STOCKPILE AREA

PHASE 1A (425 m)

PHASE 1B (236 m)

16 DAYS  
17 OCT - 05 NOV

8 DAYS  
07 NOV - 16 NOV

**LEGEND**

- PROJECT WORK AREA 1
- PROJECT WORK AREA 2
- PROJECT WORK AREA 3
- PROJECT WORK AREA 4
- PROJECT WORK AREA 5
- PROJECT WORK AREA 6
- PROPOSED TEMPORARY HARDSTAND
- TRAVEL ROUTES FOR CONSTRUCTION VEHICLES
- VEHICLE BARRIERS
- AIRCRAFT BARRIERS

- NOTES:**
1. REFER TO DRAWING 14029-010 FOR BARRIER DETAILS.
  2. MINIMUM REQUIRED STAGING CLEARANCE:
    - 2.1. RUNWAY CL = 150m
    - 2.2. TAXIWAY CL = 47.5m
  3. STAGING AREA DEMARCATED WITH PLASTIC BARRIER AND RED FLASHING LIGHTS

No.	DATE	ADDITIONS AND AMENDMENTS
0	08/2023	ISSUED FOR TENDER
A	02/2021	ORIGINAL

DESIGNED BY:	R. NIEFTAGODIEN
CHECKED BY:	A. SKEA
DRAWN BY:	S. CELE
CHECKED BY:	N. ADAMS

**MARISWE (Pty) Ltd**  
 CONSULTING ENGINEERS  
 BLOCK D,  
 GREENFORD OFFICE ESTATE,  
 PUNTERS WAY,  
 KENILWORTH  
 7708  
 TEL. (021) 761 - 6999



DATE: 29/11/2023



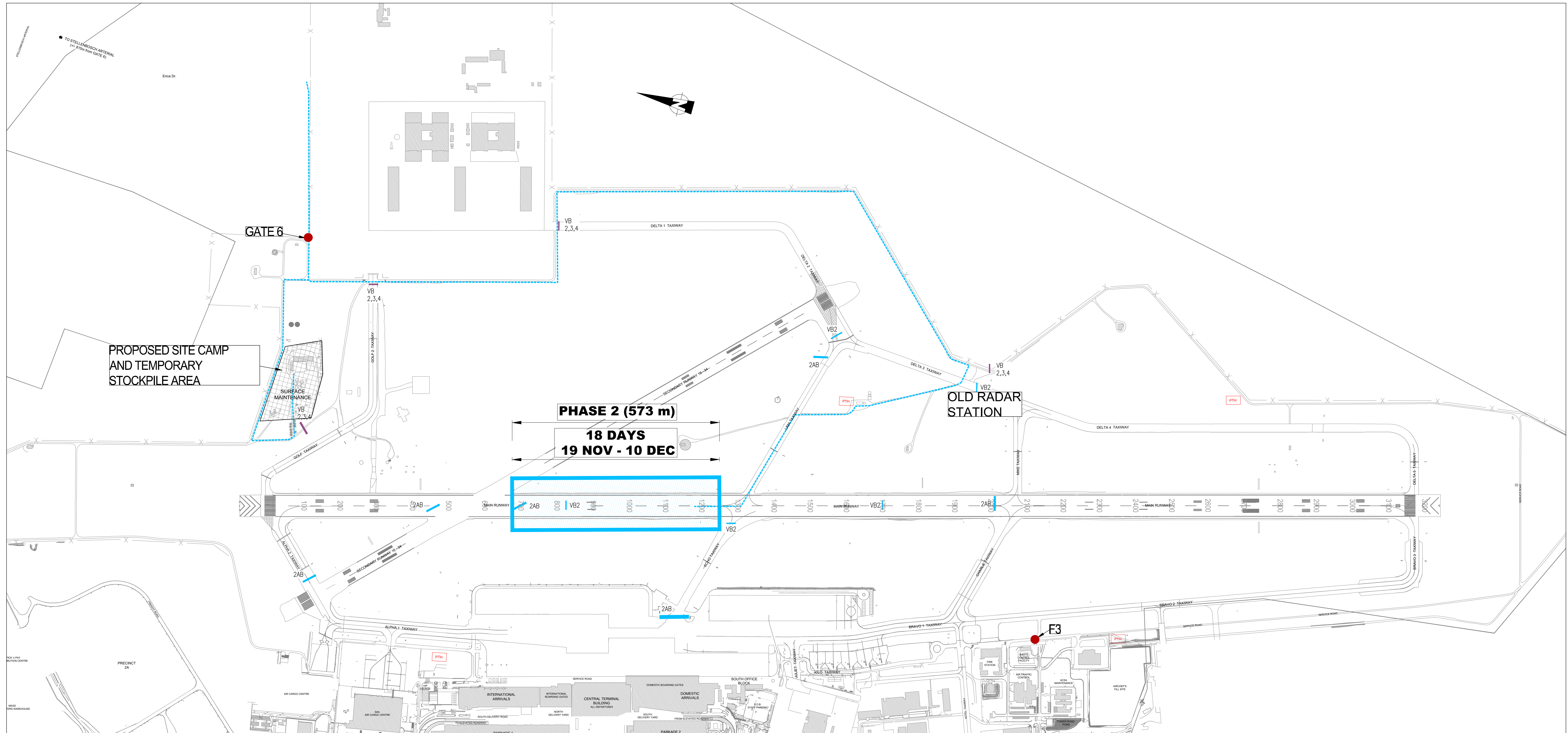
APPROVED FOR PROCEDURAL AND ADMINISTRATIVE REVIEW PURPOSES ONLY AND DOES NOT ATTRACT LEGAL LIABILITY OF ANY KIND FROM WHATSOEVER CAUSE OR HOWEVER ARISING

**REHABILITATION OF CTIA RUNWAY 01/19**

ROUTING PLAN FOR WORK AREA 1

SCALE  
 AS SHOWN  
 CONTRACT No.  
 4580  
 DRAWING No.  
 14029 - 013 - 0





PROPOSED SITE CAMP AND TEMPORARY STOCKPILE AREA

**PHASE 2 (573 m)**  
**18 DAYS**  
**19 NOV - 10 DEC**

OLD RADAR STATION

E3

**LEGEND**

- PROJECT WORK AREA 1
- PROJECT WORK AREA 2
- PROJECT WORK AREA 3
- PROJECT WORK AREA 4
- PROJECT WORK AREA 5
- PROJECT WORK AREA 6
- PROPOSED TEMPORARY HARDSTAND
- TRAVEL ROUTES FOR CONSTRUCTION VEHICLES
- VEHICLE BARRIERS
- AIRCRAFT BARRIERS

**NOTES:**

1. REFER TO DRAWING 14029-010 FOR BARRIER DETAILS.
2. MINIMUM REQUIRED STAGING CLEARANCE:
  - 2.1. RUNWAY CL = 150m
  - 2.2. TAXIWAY CL = 47.5m
3. STAGING AREA DEMARCATED WITH PLASTIC BARRIER AND RED FLASHING LIGHTS

No.	DATE	ADDITIONS AND AMENDMENTS
0	08/2023	ISSUED FOR TENDER
A	02/2021	ORIGINAL

DESIGNED BY:	R. NIEFTAGODIEN
CHECKED BY:	A. SKEA
DRAWN BY:	S. CELE
CHECKED BY:	N. ADAMS

**MARISWE (Pty) Ltd**  
 CONSULTING ENGINEERS  
 BLOCK D,  
 GREENFORD OFFICE ESTATE,  
 PUNTERS WAY,  
 KENILWORTH  
 7708  
 TEL. (021) 761 - 6999



DATE 29/11/2023

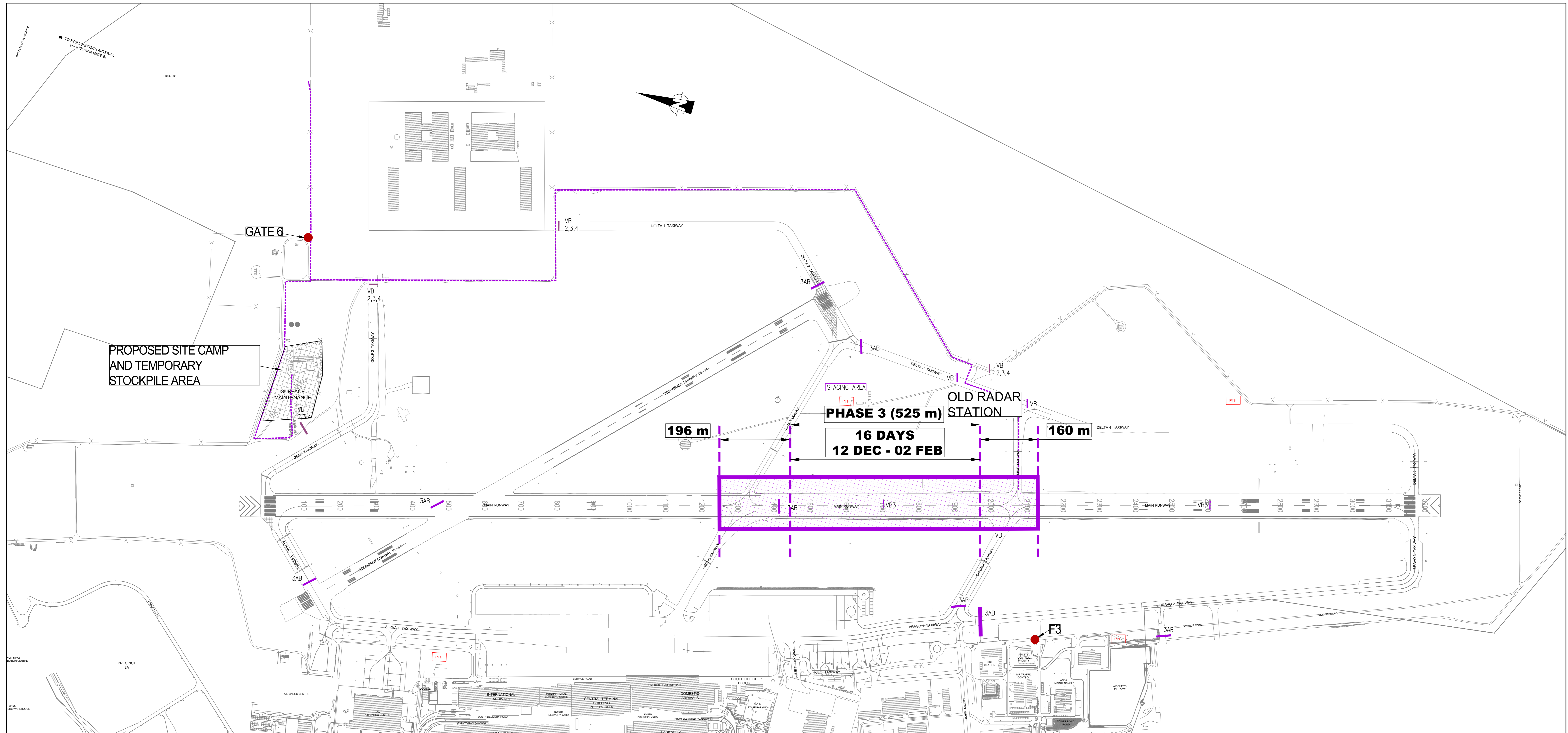


APPROVED FOR PROCEDURAL AND ADMINISTRATIVE REVIEW PURPOSES ONLY AND DOES NOT ATTRACT LEGAL LIABILITY OF ANY KIND FROM WHATSOEVER CAUSE OR HOWEVER ARISING

**REHABILITATION OF CTIA RUNWAY 01/19**

ROUTING PLAN FOR WORK AREA 2

SCALE AS SHOWN  
 CONTRACT No. 4580  
 DRAWING No. 14029 - 014 - 0



**LEGEND**

- PROJECT WORK AREA 1
- PROJECT WORK AREA 2
- PROJECT WORK AREA 3
- PROJECT WORK AREA 4
- PROJECT WORK AREA 5
- PROJECT WORK AREA 6
- PROPOSED TEMPORARY HARDSTAND
- TRAVEL ROUTES FOR CONSTRUCTION VEHICLES
- VEHICLE BARRIERS
- AIRCRAFT BARRIERS

**NOTES:**

1. REFER TO DRAWING 14029-010 FOR BARRIER DETAILS.
2. MINIMUM REQUIRED STAGING CLEARANCE:
  - 2.1. RUNWAY CL = 150m
  - 2.2. TAXIWAY CL = 47.5m
3. STAGING AREA DEMARCATED WITH PLASTIC BARRIER AND RED FLASHING LIGHTS

No.	DATE	ADDITIONS AND AMENDMENTS
0	08/2023	ISSUED FOR TENDER
A	02/2021	ORIGINAL

DESIGNED BY:	R. NIEFTAGODIEN
CHECKED BY:	A. SKEA
DRAWN BY:	S. CELE
CHECKED BY:	N. ADAMS

**MARISWE (Pty) Ltd**  
 CONSULTING ENGINEERS  
 BLOCK D,  
 GREENFORD OFFICE ESTATE,  
 PUNTERS WAY,  
 KENILWORTH  
 7708  
 TEL: (021) 761 - 6999



CONSULTING ENGINEERS  
 DATE: 29/11/2023

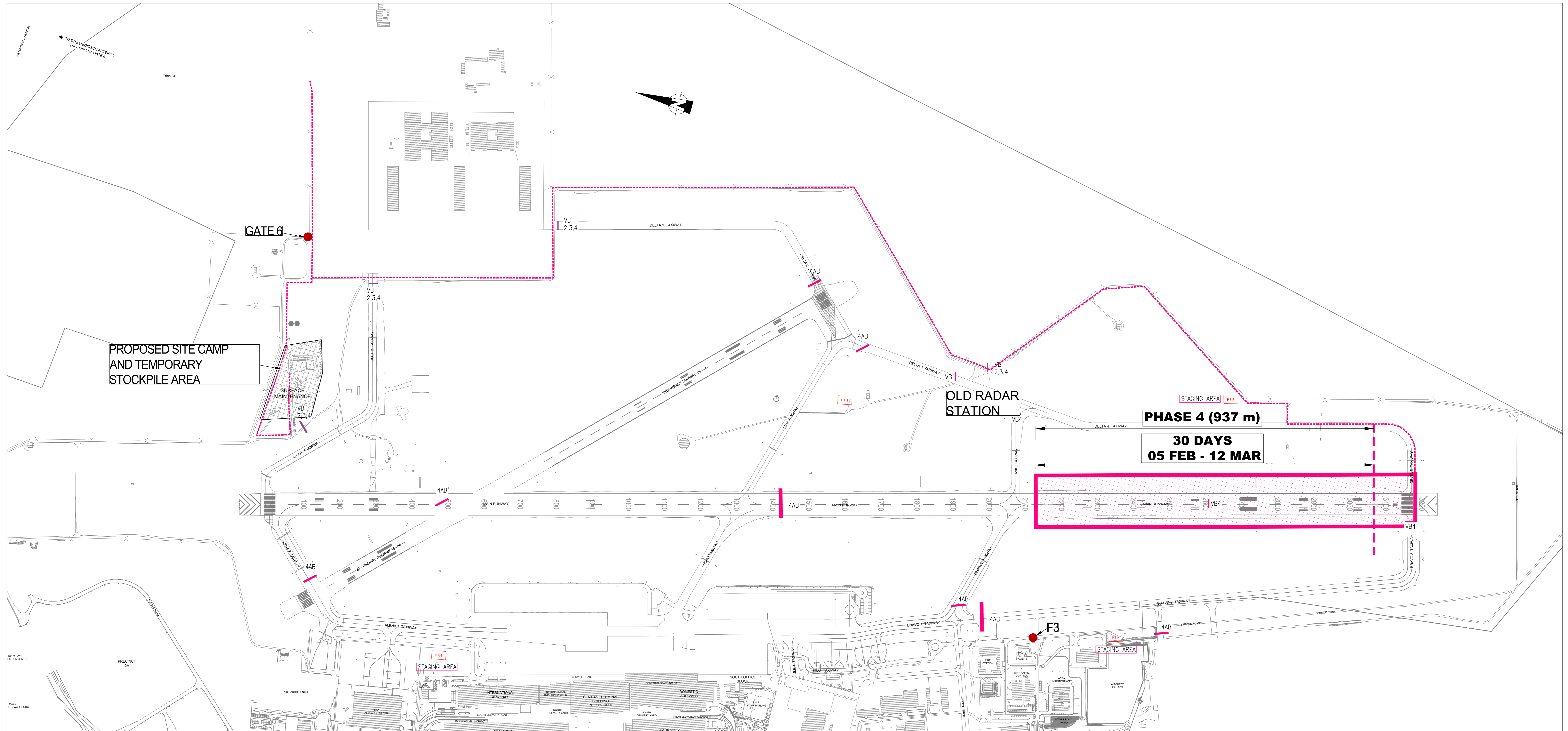


APPROVED  
 THIS APPROVAL IS FOR PROCEDURAL AND ADMINISTRATIVE REVIEW PURPOSES ONLY AND DOES NOT ATTRACT LEGAL LIABILITY OF ANY KIND FROM WHATSOEVER CAUSE OR HOWEVER ARISING  
 FOR ACSA  
 DATE: \_\_\_\_\_

**REHABILITATION OF CTIA RUNWAY 01/19**

**ROUTING PLAN FOR WORK AREA 3**

SCALE  
 AS SHOWN  
 CONTRACT No.  
 4580  
 DRAWING No.  
 14029 - 015 - 0



PROPOSED SITE CAMP AND TEMPORARY STOCKPILE AREA

**PHASE 4 (937 m)**  
**30 DAYS**  
**05 FEB - 12 MAR**

**LEGEND**

- PROJECT WORK AREA 1
- PROJECT WORK AREA 2
- PROJECT WORK AREA 3
- PROJECT WORK AREA 4
- PROJECT WORK AREA 5
- PROJECT WORK AREA 6
- PROPOSED TEMPORARY HARDSTAND
- TRAVEL ROUTES FOR CONSTRUCTION VEHICLES
- VEHICLE BARRIERS
- AIRCRAFT BARRIERS

**NOTES:**

1. REFER TO DRAWING 14029-010 FOR BARRIER DETAILS.
2. MINIMUM REQUIRED STAGING CLEARANCE:
  - 2.1. RUNWAY CL = 150m
  - 2.2. TAXIWAY CL = 47.5m
3. STAGING AREA DEMARCATED WITH PLASTIC BARRIER AND RED FLASHING LIGHTS

No.	DATE	ADDITIONS AND AMENDMENTS
0	08/2023	ISSUED FOR TENDER
A	02/2021	ORIGINAL

DESIGNED BY:	R. NIEFTAGODIEN
CHECKED BY:	A. SKEA
DRAWN BY:	S. CELE
CHECKED BY:	N. ADAMS

**MARISWE (Pty) Ltd**  
CONSULTING ENGINEERS  
BLOCK D,  
GREENFORD OFFICE ESTATE,  
PUNTERS WAY,  
KENILWORTH  
7708  
TEL: (021) 761 - 6999



**CONSULTING ENGINEERS**  
DATE: 29/11/2023

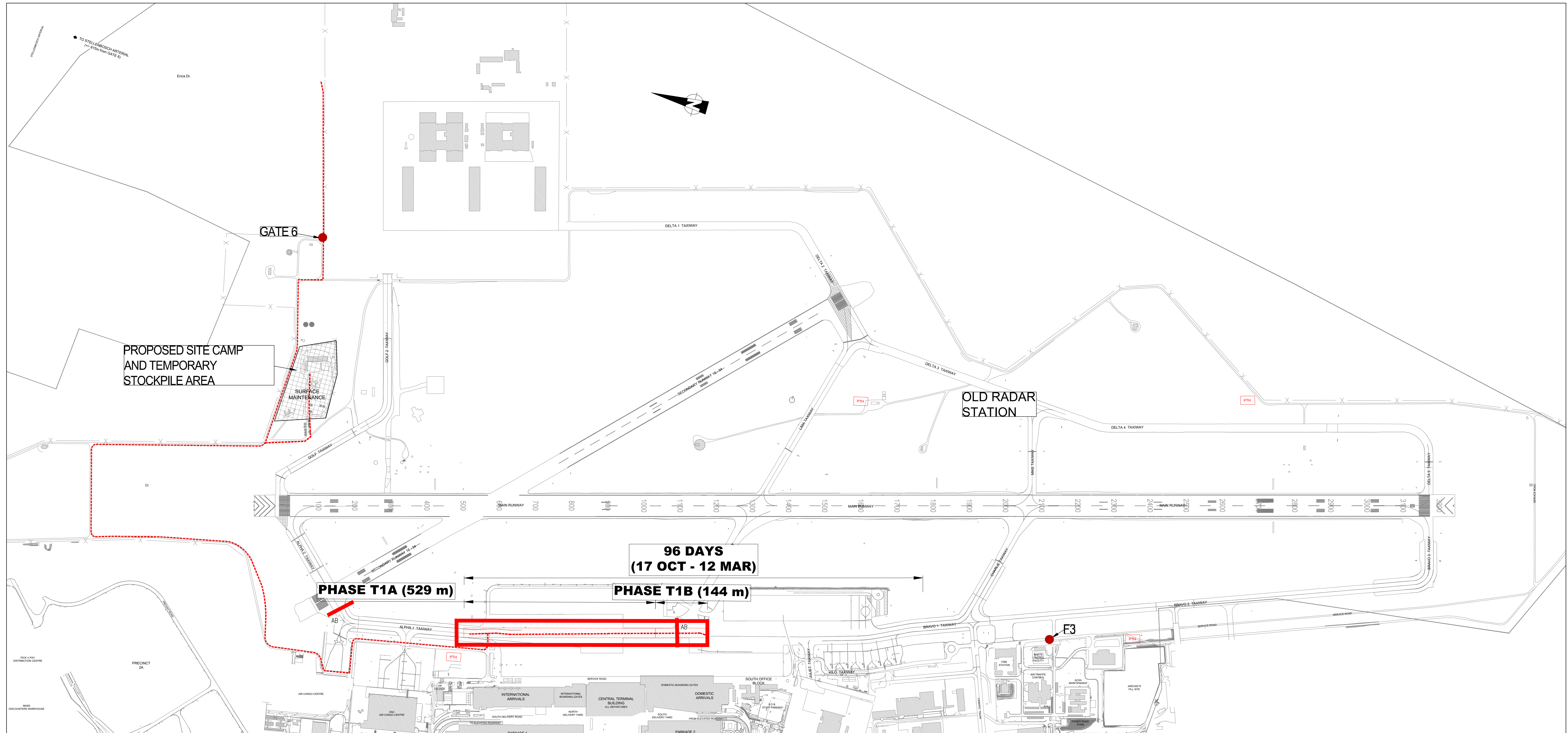


APPROVED  
THIS APPROVAL IS FOR PROCEDURAL AND ADMINISTRATIVE REVIEW PURPOSES ONLY AND DOES NOT ATTRACT LEGAL LIABILITY OF ANY KIND FROM WHATSOEVER CAUSE OR HOWEVER ARISING  
FOR ACSA  
DATE: \_\_\_\_\_

**REHABILITATION OF CTIA RUNWAY 01/19**

ROUTING PLAN FOR WORK AREA 4

SCALE  
AS SHOWN  
CONTRACT No.  
4580  
DRAWING No.  
14029 - 016 - 0



PROPOSED SITE CAMP AND TEMPORARY STOCKPILE AREA

GATE 6

OLD RADAR STATION

96 DAYS  
(17 OCT - 12 MAR)

PHASE T1A (529 m)

PHASE T1B (144 m)

E3

**LEGEND**

- PROJECT WORK AREA 1
- PROJECT WORK AREA 2
- PROJECT WORK AREA 3
- PROJECT WORK AREA 4
- PROJECT WORK AREA 5
- PROJECT WORK AREA 6
- PROPOSED TEMPORARY HARDSTAND
- TRAVEL ROUTES FOR CONSTRUCTION VEHICLES
- VEHICLE BARRIERS
- AIRCRAFT BARRIERS

**NOTES:**

1. REFER TO DRAWING 14029-010 FOR BARRIER DETAILS.
2. MINIMUM REQUIRED STAGING CLEARANCE:
  - 2.1. RUNWAY CL = 150m
  - 2.2. TAXIWAY CL = 47.5m
3. STAGING AREA DEMARCATED WITH PLASTIC BARRIER AND RED FLASHING LIGHTS

No.	DATE	ADDITIONS AND AMENDMENTS
0	08/2023	ISSUED FOR TENDER
A	02/2021	ORIGINAL

DESIGNED BY:	R. NIEFTAGODIEN
CHECKED BY:	A. SKEA
DRAWN BY:	S. CELE
CHECKED BY:	N. ADAMS

**MARISWE (Pty) Ltd**  
CONSULTING ENGINEERS  
BLOCK D,  
GREENFORD OFFICE ESTATE,  
PUNTERS WAY,  
KENILWORTH  
7708  
TEL. (021) 761 - 6999



DATE 29/11/2023

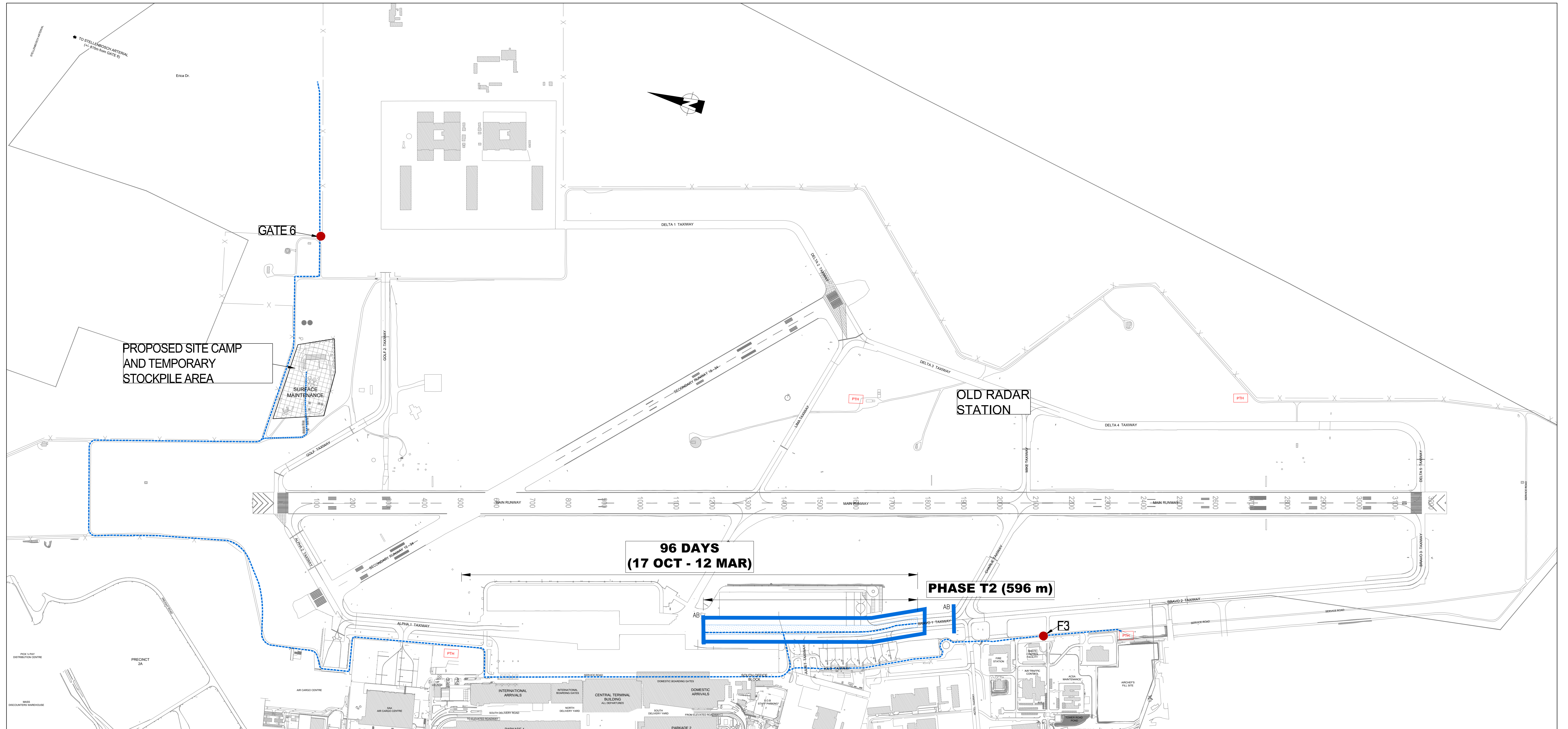


APPROVED FOR PROCEDURAL AND ADMINISTRATIVE REVIEW PURPOSES ONLY AND DOES NOT ATTRACT LEGAL LIABILITY OF ANY KIND FROM WHATSOEVER CAUSE OR HOWEVER ARISING

**REHABILITATION OF CTIA RUNWAY 01/19**

ROUTING PLAN FOR WORK AREA 5

SCALE AS SHOWN  
CONTRACT No. 4580  
DRAWING No. 14029 - 017 - 0



PROPOSED SITE CAMP AND TEMPORARY STOCKPILE AREA

96 DAYS  
(17 OCT - 12 MAR)

PHASE T2 (596 m)

**LEGEND**

- PROJECT WORK AREA 1
- PROJECT WORK AREA 2
- PROJECT WORK AREA 3
- PROJECT WORK AREA 4
- PROJECT WORK AREA 5
- PROJECT WORK AREA 6
- PROPOSED TEMPORARY HARDSTAND
- TRAVEL ROUTES FOR CONSTRUCTION VEHICLES
- VEHICLE BARRIERS
- AIRCRAFT BARRIERS

- NOTES:**
1. REFER TO DRAWING 14029-010 FOR BARRIER DETAILS.
  2. MINIMUM REQUIRED STAGING CLEARANCE:
    - 2.1. RUNWAY CL = 150m
    - 2.2. TAXIWAY CL = 47.5m
  3. STAGING AREA DEMARCATED WITH PLASTIC BARRIER AND RED FLASHING LIGHTS

No.	DATE	ADDITIONS AND AMENDMENTS
0	08/2023	ISSUED FOR TENDER
A	02/2021	ORIGINAL

DESIGNED BY:	R. NIEFTAGODIEN
CHECKED BY:	A. SKEA
DRAWN BY:	S. CELE
CHECKED BY:	N. ADAMS

**MARISWE (Pty) Ltd**  
 CONSULTING ENGINEERS  
 BLOCK D,  
 GREENFORD OFFICE ESTATE,  
 PUNTERS WAY,  
 KENILWORTH  
 7708  
 TEL. (021) 761 - 6999



CONSULTING ENGINEERS  
 DATE 29/11/2023

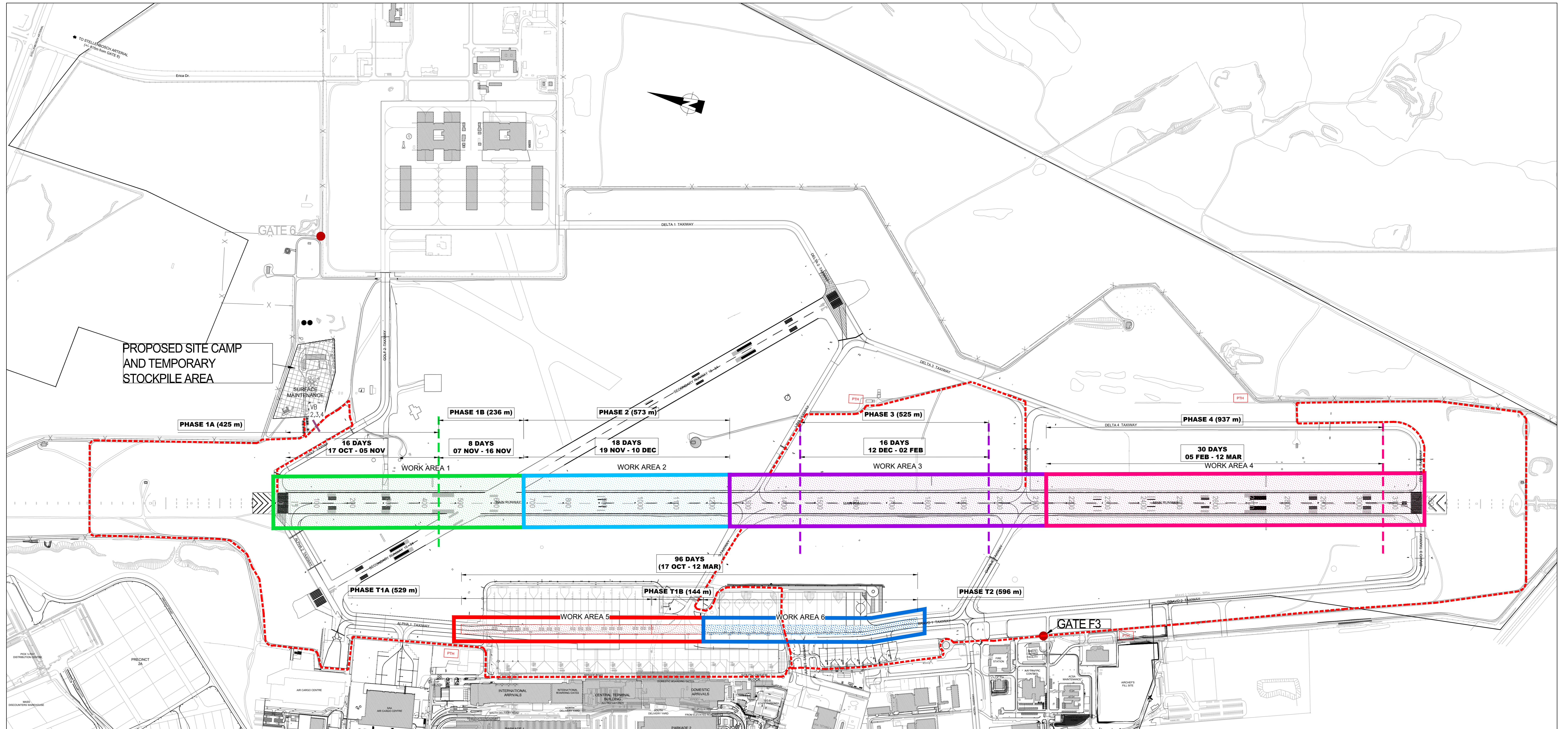


APPROVED FOR PROCEDURAL AND ADMINISTRATIVE REVIEW PURPOSES ONLY AND DOES NOT ATTRACT LEGAL LIABILITY OF ANY KIND FROM WHATSOEVER CAUSE OR HOWEVER ARISING  
 FOR ACSA  
 DATE

**REHABILITATION OF CTIA RUNWAY 01/19**

ROUTING PLAN FOR WORK AREA 6

SCALE  
 AS SHOWN  
 CONTRACT No.  
 4580  
 DRAWING No.  
 14029 - 018 - 0



**LEGEND**

- PROJECT WORK AREA 1
- PROJECT WORK AREA 2
- PROJECT WORK AREA 3
- PROJECT WORK AREA 4
- PROJECT WORK AREA 5
- PROJECT WORK AREA 6
- PROPOSED TEMPORARY HARDSTAND
- TRAVEL ROUTES FOR CONSTRUCTION VEHICLES
- VEHICLE BARRIERS
- AIRCRAFT BARRIERS

**NOTES:**

1. REFER TO DRAWING 14029-010 FOR BARRIER DETAILS.
2. MINIMUM REQUIRED STAGING CLEARANCE:
  - 2.1. RUNWAY CL = 150m
  - 2.2. TAXIWAY CL = 47.5m
3. STAGING AREA DEMARCATED WITH PLASTIC BARRIER AND RED FLASHING LIGHTS

No.	DATE	ADDITIONS AND AMENDMENTS
0	11/2023	ISSUED FOR TENDER
A	02/2021	ORIGINAL

DESIGNED BY:	R. NIEFTAGODIEN
CHECKED BY:	A. SKEA
DRAWN BY:	S. CELE
CHECKED BY:	N. ADAMS

**MARISWE (Pty) Ltd**  
 CONSULTING ENGINEERS  
 BLOCK D,  
 GREENFORD OFFICE ESTATE,  
 PUNTERS WAY,  
 KENILWORTH  
 7708  
 TEL. (021) 761 - 6999



 CONSULTING ENGINEERS DATE: 29/11/2023	 FORASA DATE:
--	---------------------

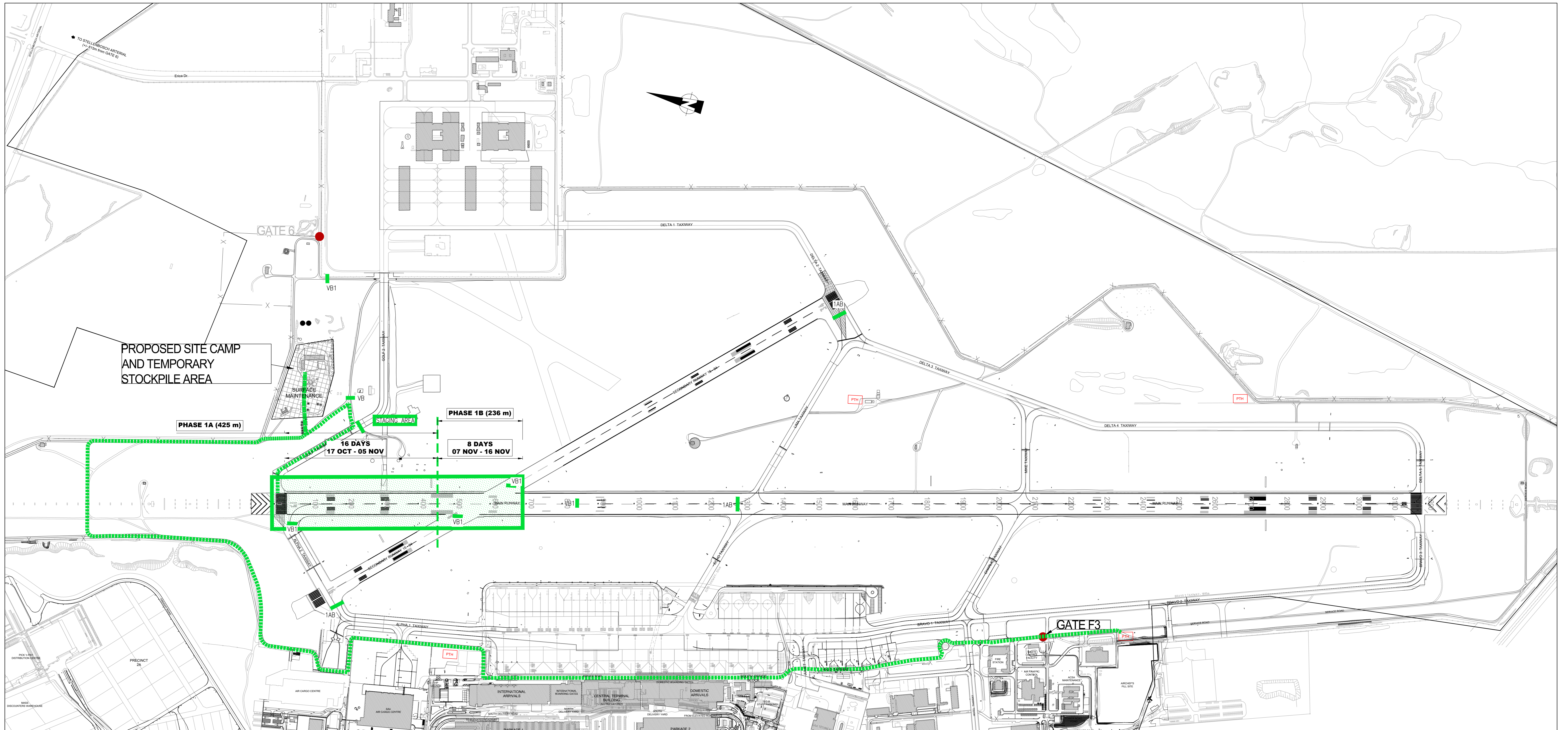


APPROVED  
 THIS APPROVAL IS FOR PROCEDURAL AND ADMINISTRATIVE REVIEW PURPOSES ONLY AND DOES NOT ATTRACT LEGAL LIABILITY OF ANY KIND FROM WHATSOEVER CAUSE OR HOWSOEVER ARISING











**REHABILITATION OF CTIA RUNWAY 01/19**

PHASING AND ROUTING PLANS – GATE 3 : KEY PLAN

SCALE  
 AS SHOWN  
 CONTRACT No.  
 4580  
 DRAWING No.  
 14029 - 022 - 0



**LEGEND**

-  PROJECT WORK AREA 1
-  PROJECT WORK AREA 2
-  PROJECT WORK AREA 3
-  PROJECT WORK AREA 4
-  PROJECT WORK AREA 5
-  PROJECT WORK AREA 6
-  PROPOSED TEMPORARY HARDSTAND
-  TRAVEL ROUTES FOR CONSTRUCTION VEHICLES
-  VEHICLE BARRIERS
-  AIRCRAFT BARRIERS

**NOTES:**

1. REFER TO DRAWING 14029-010 FOR BARRIER DETAILS.
2. MINIMUM REQUIRED STAGING CLEARANCE:
  - 2.1. RUNWAY CL = 150m
  - 2.2. TAXIWAY CL = 47.5m
3. STAGING AREA DEMARCATED WITH PLASTIC BARRIER AND RED FLASHING LIGHTS

No.	DATE	ADDITIONS AND AMENDMENTS
0	11/2023	ISSUED FOR TENDER
A	02/2021	ORIGINAL

DESIGNED BY:	R. NIEFTAGODIEN
CHECKED BY:	A. SKEA
DRAWN BY:	S. CELE
CHECKED BY:	N. ADAMS

**MARISWE (Pty) Ltd**  
 CONSULTING ENGINEERS  
 BLOCK D,  
 GREENFORD OFFICE ESTATE,  
 PUNTERS WAY,  
 KENILWORTH  
 7708  
 TEL. (021) 761 - 6999



DATE	29/11/2023
------	------------

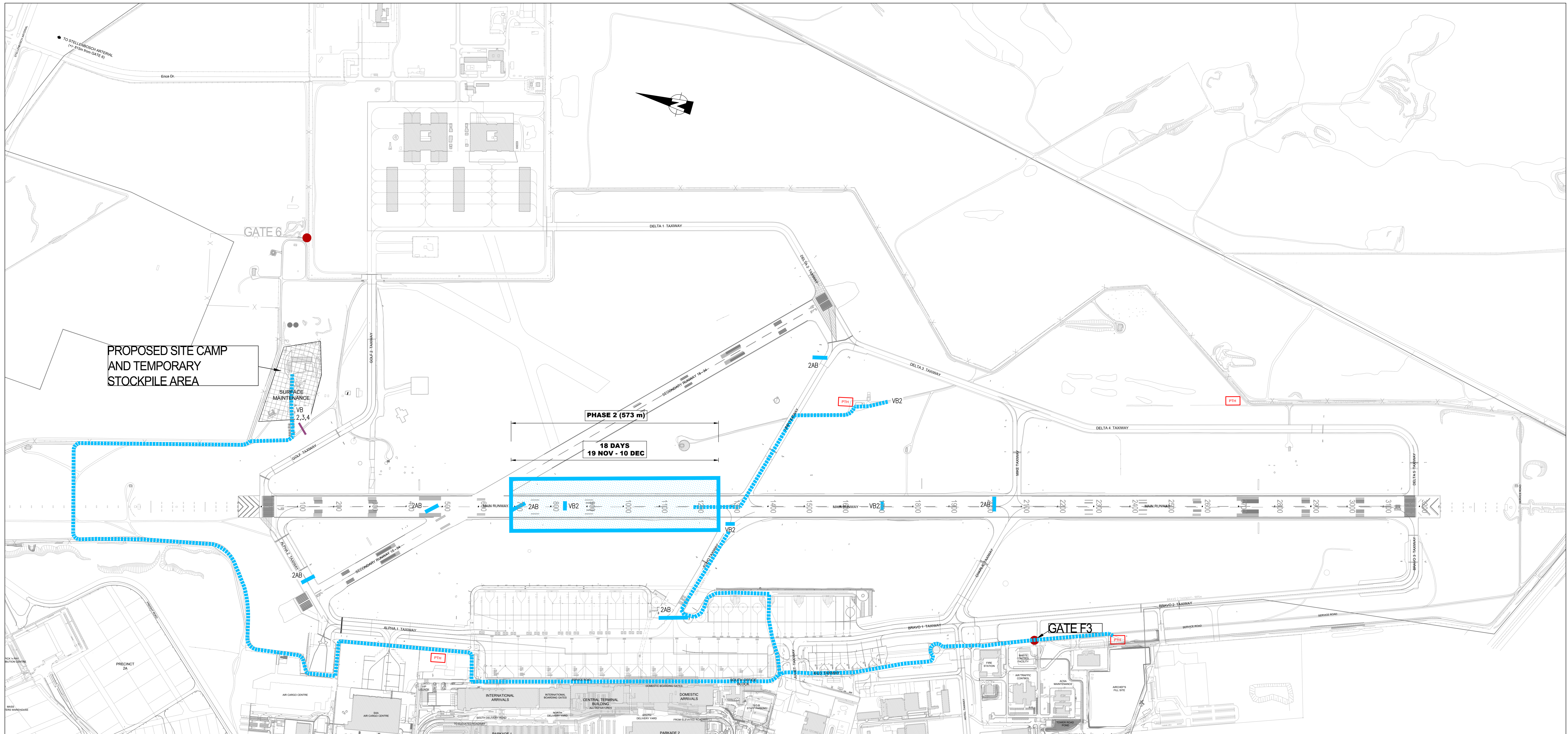


APPROVED  
 THIS APPROVAL IS FOR PROCEDURAL AND ADMINISTRATIVE REVIEW PURPOSES ONLY AND DOES NOT ATTRACT LEGAL LIABILITY OF ANY KIND FROM WHATSOEVER CAUSE OR HOWEVER ARISING











**REHABILITATION OF CTIA RUNWAY 01/19**

PHASING AND ROUTING PLANS – GATE 3 : ROUTING PLAN FOR WORK AREA 1

SCALE  
 AS SHOWN  
 CONTRACT No.  
 4580  
 DRAWING No.  
 14029 - 023 - 0



**LEGEND**

-  PROJECT WORK AREA 1
-  PROJECT WORK AREA 2
-  PROJECT WORK AREA 3
-  PROJECT WORK AREA 4
-  PROJECT WORK AREA 5
-  PROJECT WORK AREA 6
-  PROPOSED TEMPORARY HARDSTAND
-  TRAVEL ROUTES FOR CONSTRUCTION VEHICLES
-  VEHICLE BARRIERS
-  AIRCRAFT BARRIERS

**NOTES:**

1. REFER TO DRAWING 14029-010 FOR BARRIER DETAILS.
2. MINIMUM REQUIRED STAGING CLEARANCE:
  - 2.1. RUNWAY CL = 150m
  - 2.2. TAXIWAY CL = 47.5m
3. STAGING AREA DEMARCATED WITH PLASTIC BARRIER AND RED FLASHING LIGHTS

No.	DATE	ADDITIONS AND AMENDMENTS
0	11/2023	ISSUED FOR TENDER
A	02/2021	ORIGINAL

DESIGNED BY:	R. NIEFTAGODIEN
CHECKED BY:	A. SKEA
DRAWN BY:	S. CELE
CHECKED BY:	N. ADAMS

**MARISWE (Pty) Ltd**  
 CONSULTING ENGINEERS  
 BLOCK D,  
 GREENFORD OFFICE ESTATE,  
 PUNTERS WAY,  
 KENILWORTH  
 7708  
 TEL. (021) 761 - 6999



DATE 29/11/2023



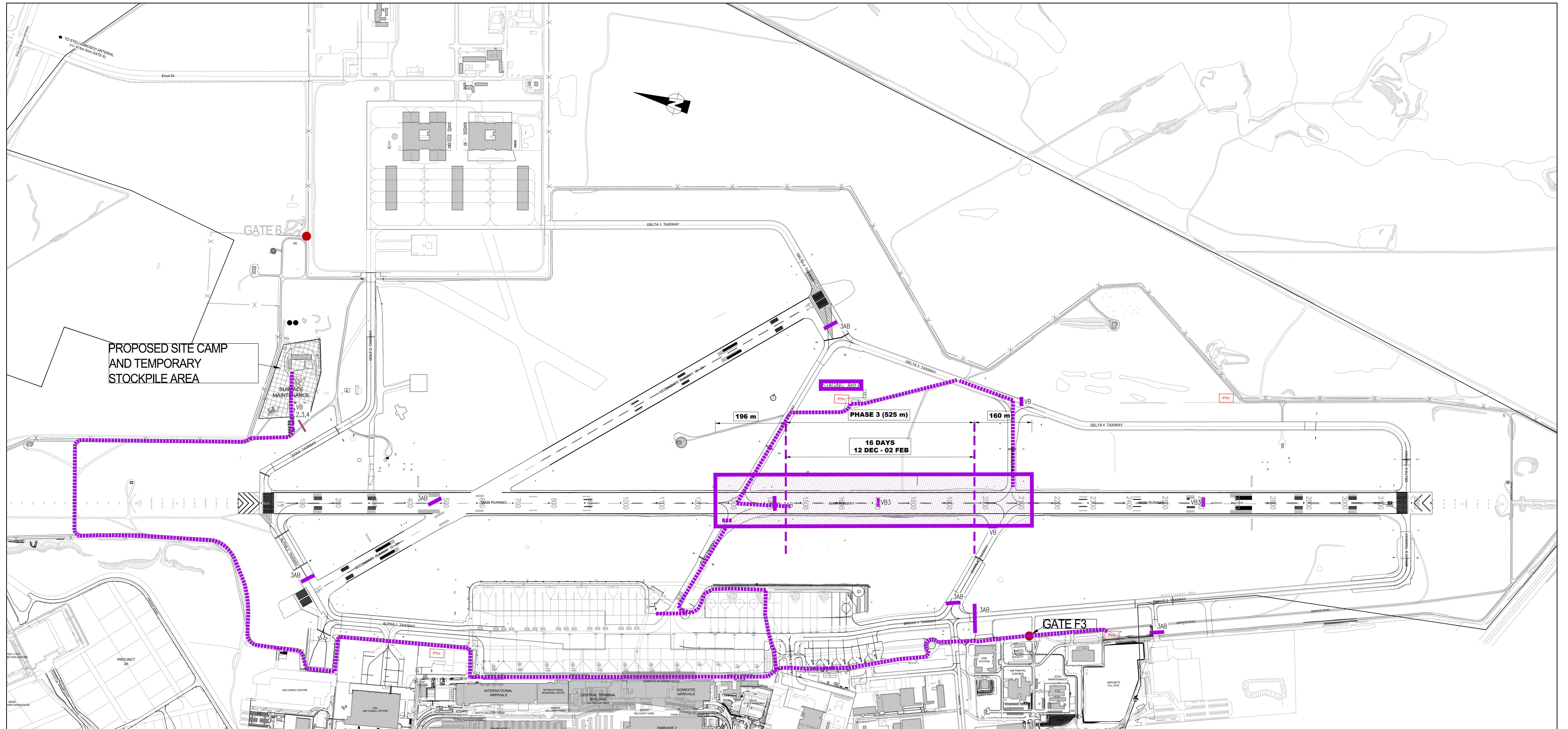
APPROVED FOR PROCEDURAL AND ADMINISTRATIVE REVIEW PURPOSES ONLY AND DOES NOT ATTRACT LEGAL LIABILITY OF ANY KIND FROM WHATSOEVER CAUSE OR HOWEVER ARISING

**REHABILITATION OF CTIA RUNWAY 01/19**

PHASING AND ROUTING PLANS – GATE 3 : ROUTING PLAN FOR WORK AREA 2

SCALE AS SHOWN  
 CONTRACT No. 4580  
 DRAWING No. 14029 - 024 - 0





**LEGEND**

- PROJECT WORK AREA 1
- PROJECT WORK AREA 2
- PROJECT WORK AREA 3
- PROJECT WORK AREA 4
- PROJECT WORK AREA 5
- PROJECT WORK AREA 6
- PROPOSED TEMPORARY HARDSTAND
- TRAVEL ROUTES FOR CONSTRUCTION VEHICLES
- VEHICLE BARRIERS
- AIRCRAFT BARRIERS

**NOTES:**

1. REFER TO DRAWING 14029-010 FOR BARRIER DETAILS.
2. MINIMUM REQUIRED STAGING CLEARANCE:
  - 2.1. RUNWAY CL = 150m
  - 2.2. TAXIWAY CL = 47.5m
3. STAGING AREA DEMARCATED WITH PLASTIC BARRIER AND RED FLASHING LIGHTS

No.	DATE	ADDITIONS AND AMENDMENTS
0	11/2023	ISSUED FOR TENDER
A	02/2021	ORIGINAL

DESIGNED BY:	R. NIEFTAGODIEN
CHECKED BY:	A. SKEA
DRAWN BY:	S. CELE
CHECKED BY:	N. ADAMS

**MARISWE (Pty) Ltd**  
 CONSULTING ENGINEERS  
 BLOCK D,  
 GREENFORD OFFICE ESTATE,  
 PUNTERS WAY,  
 KENILWORTH  
 7708  
 TEL: (021) 761 - 6999



*(Signature)*  
 CONSULTING ENGINEERS  
 DATE 29/11/2023

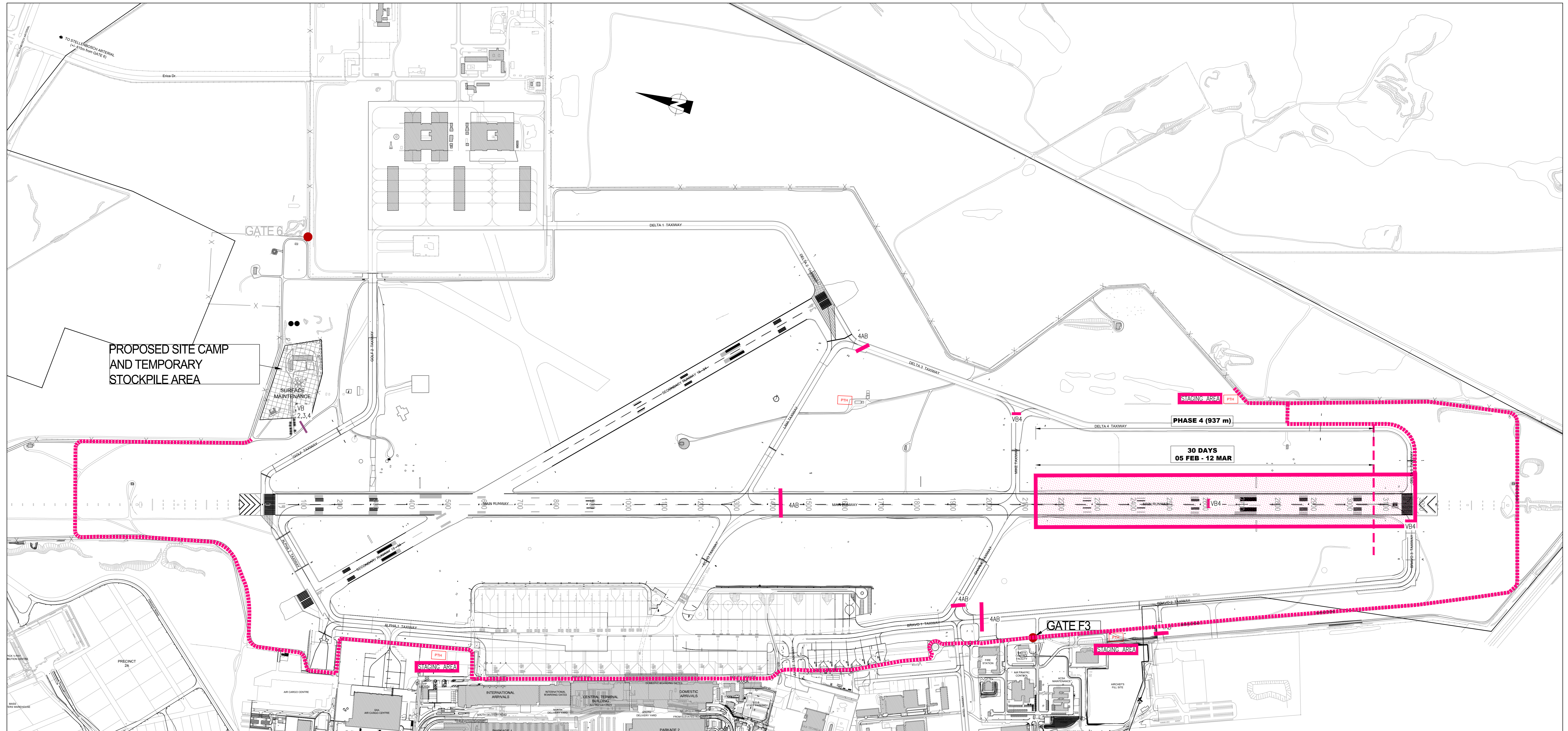


APPROVED  
 THIS APPROVAL IS FOR PROCEDURAL AND  
 ADMINISTRATIVE REVIEW PURPOSES  
 ONLY AND DOES NOT ATTRACT LEGAL  
 LIABILITY OF ANY KIND FROM  
 WHATSOEVER CAUSE OR HOWEVER ARISING  
 FOR ACSA  
 DATE \_\_\_\_\_








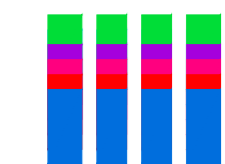


**REHABILITATION OF CTIA RUNWAY 01/19**

PHASING AND ROUTING PLANS – GATE 3 : ROUTING PLAN FOR WORK AREA 3

SCALE  
 AS SHOWN  
 CONTRACT No.  
 4580  
 DRAWING No.  
 14029 - 025 - 0



**LEGEND**

-  PROJECT WORK AREA 1
-  PROJECT WORK AREA 2
-  PROJECT WORK AREA 3
-  PROJECT WORK AREA 4
-  PROJECT WORK AREA 5
-  PROJECT WORK AREA 6
-  PROPOSED TEMPORARY HARDSTAND
-  TRAVEL ROUTES FOR CONSTRUCTION VEHICLES
-  VEHICLE BARRIERS
-  AIRCRAFT BARRIERS

**NOTES:**

1. REFER TO DRAWING 14029-010 FOR BARRIER DETAILS.
2. MINIMUM REQUIRED STAGING CLEARANCE:
  - 2.1. RUNWAY CL = 150m
  - 2.2. TAXIWAY CL = 47.5m
3. STAGING AREA DEMARCATED WITH PLASTIC BARRIER AND RED FLASHING LIGHTS

No.	DATE	ADDITIONS AND AMENDMENTS
0	11/2023	ISSUED FOR TENDER
A	02/2021	ORIGINAL

DESIGNED BY:	R. NIEFTAGODIEN
CHECKED BY:	A. SKEA
DRAWN BY:	S. CELE
CHECKED BY:	N. ADAMS

**MARISWE (Pty) Ltd**  
 CONSULTING ENGINEERS  
 BLOCK D,  
 GREENFORD OFFICE ESTATE,  
 PUNTERS WAY,  
 KENILWORTH  
 7708  
 TEL: (021) 761 - 6999



*[Signature]*  
 CONSULTING ENGINEERS  
 DATE 29/11/2023

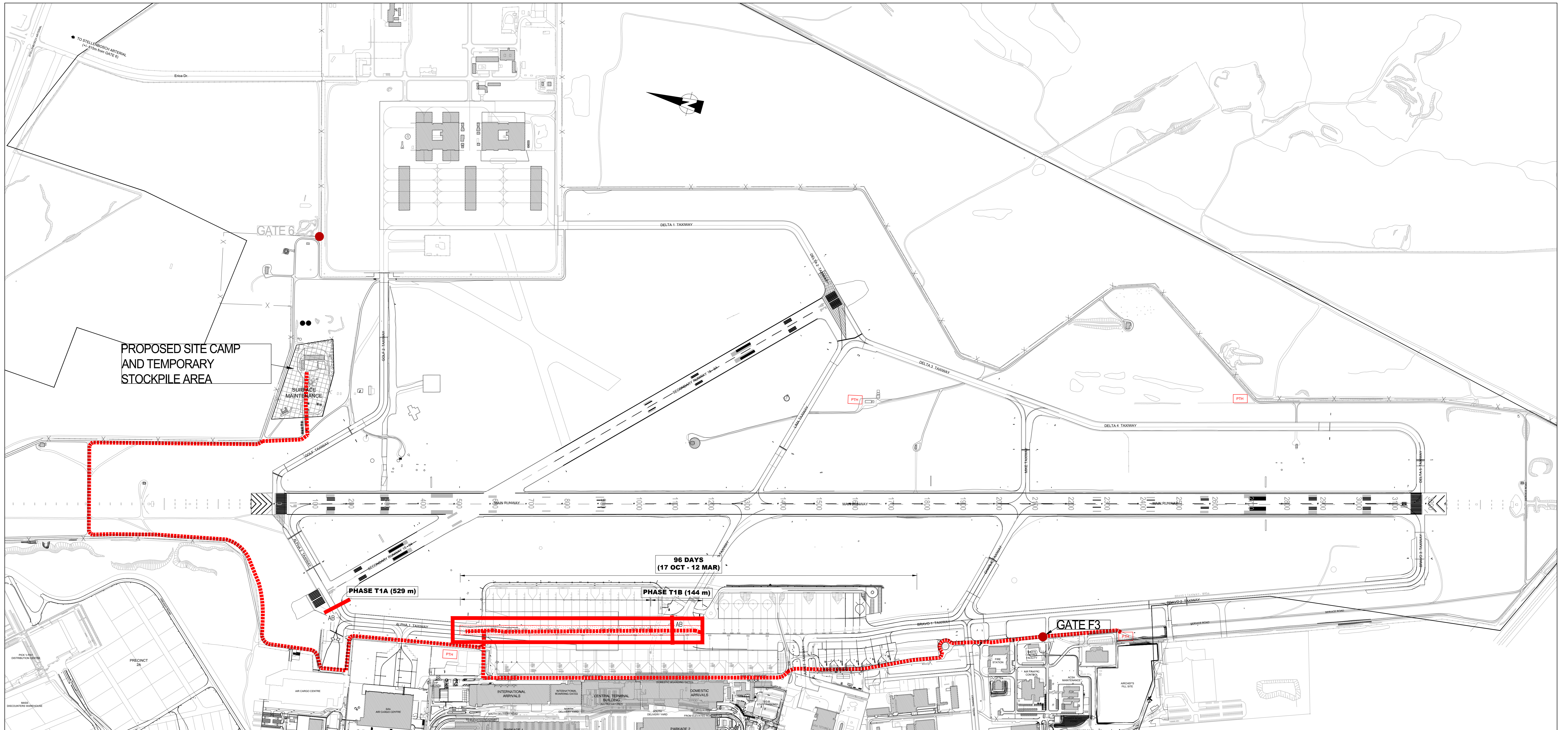


APPROVED  
 THIS APPROVAL IS FOR PROCEDURAL AND ADMINISTRATIVE REVIEW PURPOSES ONLY AND DOES NOT ATTRACT LEGAL LIABILITY OF ANY KIND FROM WHATSOEVER CAUSE OR HOWEVER ARISING  
 FOR ACSA  
 DATE








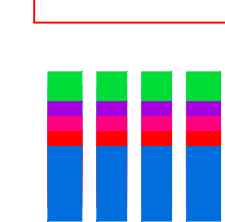


**REHABILITATION OF CTIA RUNWAY 01/19**

PHASING AND ROUTING PLANS – GATE 3 : ROUTING PLAN FOR WORK AREA 4

SCALE  
 AS SHOWN  
 CONTRACT No.  
 4580  
 DRAWING No.  
 14029 - 026 - 0



**LEGEND**

-  PROJECT WORK AREA 1
-  PROJECT WORK AREA 2
-  PROJECT WORK AREA 3
-  PROJECT WORK AREA 4
-  PROJECT WORK AREA 5
-  PROJECT WORK AREA 6
-  PROPOSED TEMPORARY HARDSTAND
-  TRAVEL ROUTES FOR CONSTRUCTION VEHICLES
-  VEHICLE BARRIERS
-  AIRCRAFT BARRIERS

**NOTES:**

1. REFER TO DRAWING 14029-010 FOR BARRIER DETAILS.
2. MINIMUM REQUIRED STAGING CLEARANCE:
  - 2.1. RUNWAY CL = 150m
  - 2.2. TAXIWAY CL = 47.5m
3. STAGING AREA DEMARCATED WITH PLASTIC BARRIER AND RED FLASHING LIGHTS

No.	DATE	ADDITIONS AND AMENDMENTS
0	11/2023	ISSUED FOR TENDER
A	02/2021	ORIGINAL

DESIGNED BY:	R. NIEFTAGODIEN
CHECKED BY:	A. SKEA
DRAWN BY:	S. CELE
CHECKED BY:	N. ADAMS

**MARISWE (Pty) Ltd**  
 CONSULTING ENGINEERS  
 BLOCK D,  
 GREENFORD OFFICE ESTATE,  
 PUNTERS WAY,  
 KENILWORTH  
 7708  
 TEL. (021) 761 - 6999



DATE	29/11/2023
------	------------

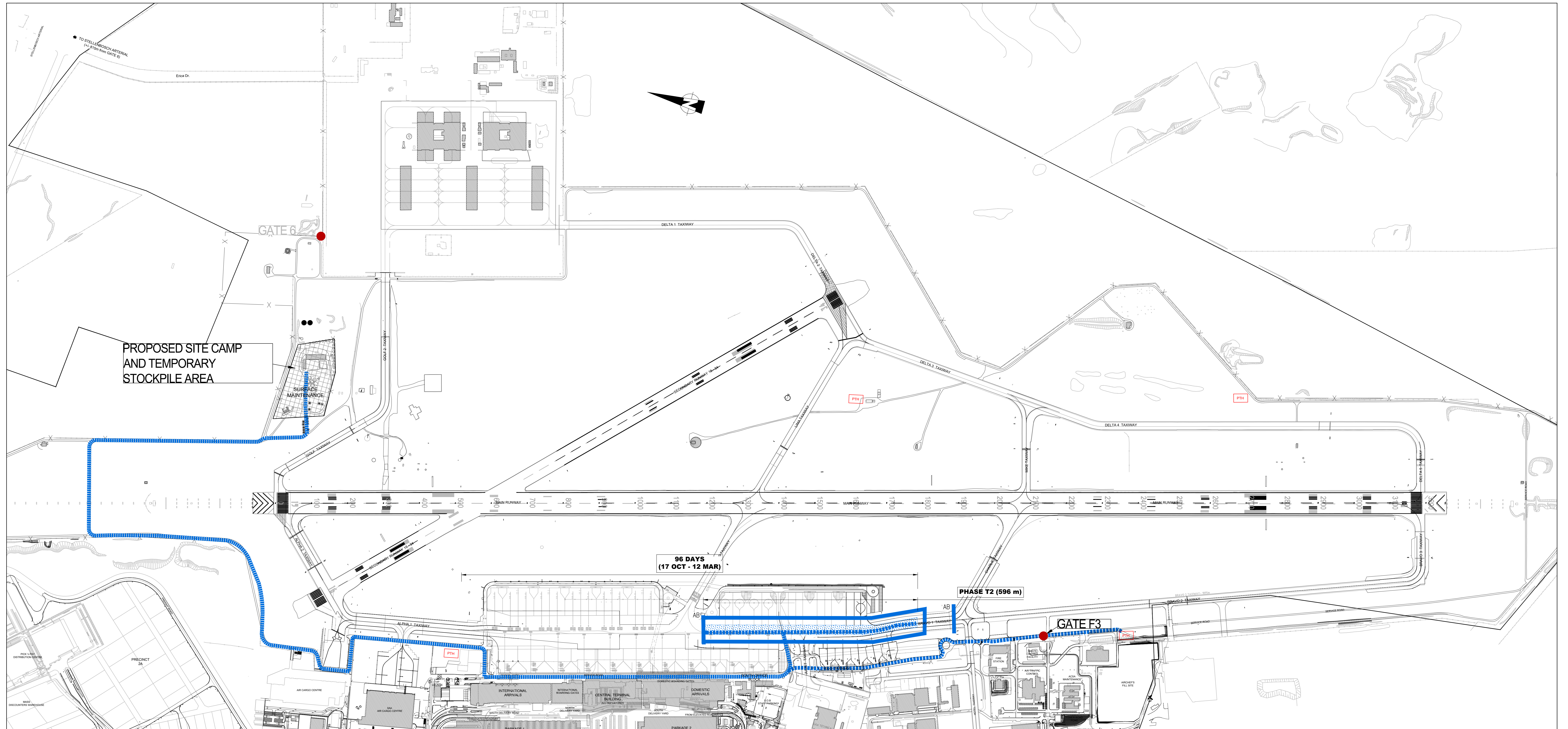


APPROVED  
 THIS APPROVAL IS FOR PROCEDURAL AND ADMINISTRATIVE REVIEW PURPOSES ONLY AND DOES NOT ATTRACT LEGAL LIABILITY OF ANY KIND FROM WHATSOEVER CAUSE OR HOWEVER ARISING

**REHABILITATION OF CTIA RUNWAY 01/19**

PHASING AND ROUTING PLANS – GATE 3 : ROUTING PLAN FOR WORK AREA 5

SCALE	AS SHOWN
CONTRACT No.	4580
DRAWING No.	14029 - 027 - 0



PROPOSED SITE CAMP AND TEMPORARY STOCKPILE AREA

96 DAYS  
(17 OCT - 12 MAR)

PHASE T2 (596 m)

GATE F3

**LEGEND**

- PROJECT WORK AREA 1
- PROJECT WORK AREA 2
- PROJECT WORK AREA 3
- PROJECT WORK AREA 4
- PROJECT WORK AREA 5
- PROJECT WORK AREA 6
- PROPOSED TEMPORARY HARDSTAND
- TRAVEL ROUTES FOR CONSTRUCTION VEHICLES
- VEHICLE BARRIERS
- AIRCRAFT BARRIERS

**NOTES:**

1. REFER TO DRAWING 14029-010 FOR BARRIER DETAILS.
2. MINIMUM REQUIRED STAGING CLEARANCE:
  - 2.1. RUNWAY CL = 150m
  - 2.2. TAXIWAY CL = 47.5m
3. STAGING AREA DEMARCATED WITH PLASTIC BARRIER AND RED FLASHING LIGHTS

No.	DATE	ADDITIONS AND AMENDMENTS
0	11/2023	ISSUED FOR TENDER
A	02/2021	ORIGINAL

DESIGNED BY:	R. NIEFTAGODIEN
CHECKED BY:	A. SKEA
DRAWN BY:	S. CELE
CHECKED BY:	N. ADAMS

**MARISWE (Pty) Ltd**  
 CONSULTING ENGINEERS  
 BLOCK D,  
 GREENFORD OFFICE ESTATE,  
 PUNTERS WAY,  
 KENILWORTH  
 7708  
 TEL. (021) 781 - 6999



*[Signature]*  
 CONSULTING ENGINEERS  
 DATE 29/11/2023



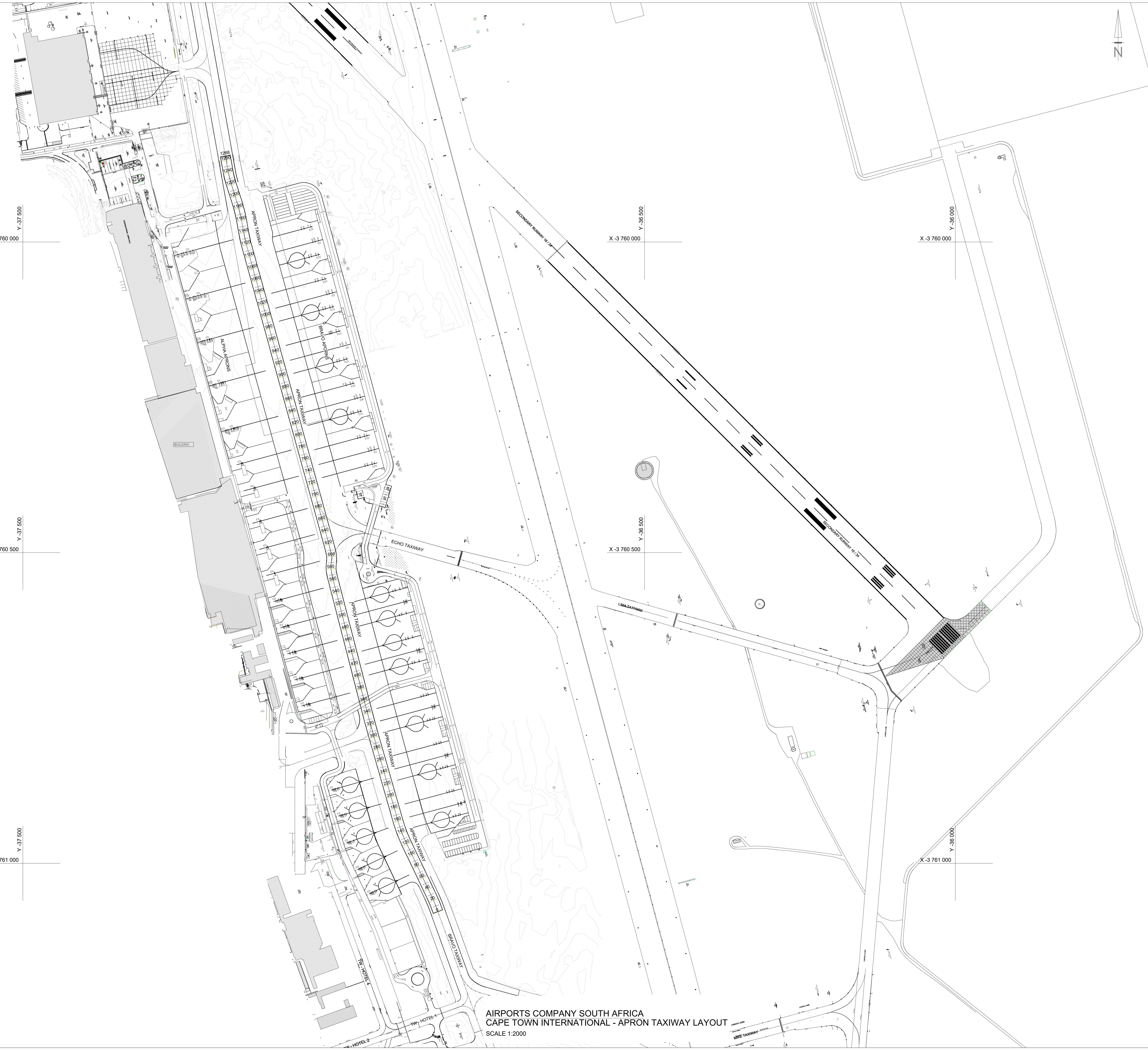
APPROVED  
 THIS APPROVAL IS FOR PROCEDURAL AND  
 ADMINISTRATIVE REVIEW PURPOSES  
 ONLY AND DOES NOT ATTRACT LEGAL  
 LIABILITY OF ANY KIND FROM  
 WHATSOEVER CAUSE OR HOWEVER ARISING  
 FOR ACSA  
 DATE

**REHABILITATION OF CTIA RUNWAY 01/19**

PHASING AND ROUTING PLANS – GATE 3 : ROUTING PLAN FOR WORK AREA 6

SCALE  
 AS SHOWN  
 CONTRACT No.  
 4580  
 DRAWING No.  
 14029 - 028 - 0

CHAINAGE CO-ORDINATES		
KM DISTANCE	Position X	Position Y
0+000	36832.181	3761078.148
0+020	36839.448	3761059.523
0+040	36847.950	3761041.420
0+060	36856.503	3761023.341
0+080	36865.057	3761005.262
0+100	36873.610	3760987.184
0+120	36882.164	3760969.105
0+140	36890.622	3760951.026
0+160	36899.158	3760932.947
0+180	36907.671	3760914.868
0+200	36916.164	3760896.789
0+220	36924.644	3760878.710
0+240	36933.114	3760860.631
0+260	36941.574	3760842.552
0+280	36950.024	3760824.473
0+300	36958.464	3760806.394
0+320	36966.894	3760788.315
0+340	36975.314	3760770.236
0+360	36983.724	3760752.157
0+380	36992.124	3760734.078
0+400	36999.514	3760715.999
0+420	37007.894	3760697.920
0+440	37016.264	3760679.841
0+460	37024.624	3760661.762
0+480	37032.974	3760643.683
0+500	37041.314	3760625.604
0+520	37049.644	3760607.525
0+540	37057.964	3760589.446
0+560	37066.274	3760571.367
0+580	37074.574	3760553.288
0+600	37082.864	3760535.209
0+620	37091.144	3760517.130
0+640	37099.414	3760499.051
0+660	37107.674	3760480.972
0+680	37115.924	3760462.893
0+700	37124.164	3760444.814
0+720	37132.394	3760426.735
0+740	37140.614	3760408.656
0+760	37148.824	3760390.577
0+780	37157.024	3760372.498
0+800	37165.214	3760354.419
0+820	37173.394	3760336.340
0+840	37181.564	3760318.261
0+860	37189.724	3760300.182
0+880	37197.874	3760282.103
0+900	37206.014	3760264.024
0+920	37214.144	3760245.945
0+940	37222.264	3760227.866
0+960	37230.374	3760209.787
0+980	37238.474	3760191.708
1+000	37246.564	3760173.629
1+020	37254.644	3760155.550
1+040	37262.714	3760137.471
1+060	37270.774	3760119.392
1+080	37278.824	3760101.313
1+100	37286.864	3760083.234
1+120	37294.894	3760065.155
1+140	37302.914	3760047.076
1+160	37310.924	3760028.997
1+180	37318.924	3760010.918
1+200	37326.914	3759992.839
1+220	37334.894	3759974.760
1+240	37342.864	3759956.681
1+260	37350.824	3759938.602
1+280	37358.774	3759920.523
1+300	37366.714	3759902.444



AIRPORTS COMPANY SOUTH AFRICA  
 CAPE TOWN INTERNATIONAL - APRON TAXIWAY LAYOUT  
 SCALE 1:2000

TCE-CV-FM-005

ALL DIMENSIONS AND HEIGHTS ARE TO BE CHECKED ON SITE BEFORE WORK IS PUT IN HAND.  
 ALL WORK AND MATERIAL ARE TO COMPLY TO RELEVANT SABS CODES WHERE APPLICABLE.  
 BRAND NAMES DENOTE SIMILAR OR EQUALLY APPROVED.  
 ALL WORK TO BE IN ACCORDANCE TO A.B.R.  
 REPORT DISCREPANCIES TO ARCHITECT OR ENGINEER.

NOTES:

**TENDER**

REV No	DATE	DESCRIPTION
A	21/07/2023	ISSUED FOR TENDER

SIZE ON ORIGINAL DRAWING 100 mm

CLIENT LOGO

PROJECT DETAILS

AIRPORTS COMPANY SOUTH AFRICA  
 CAPE TOWN INTERNATIONAL AIRPORT  
 REHABILITATION OF THE APRON TAXIWAY

CONTRACT No

ACSA - 4158

DISCIPLINE

CIVIL

DRAWING DESCRIPTION

APRON TAXIWAY LAYOUT

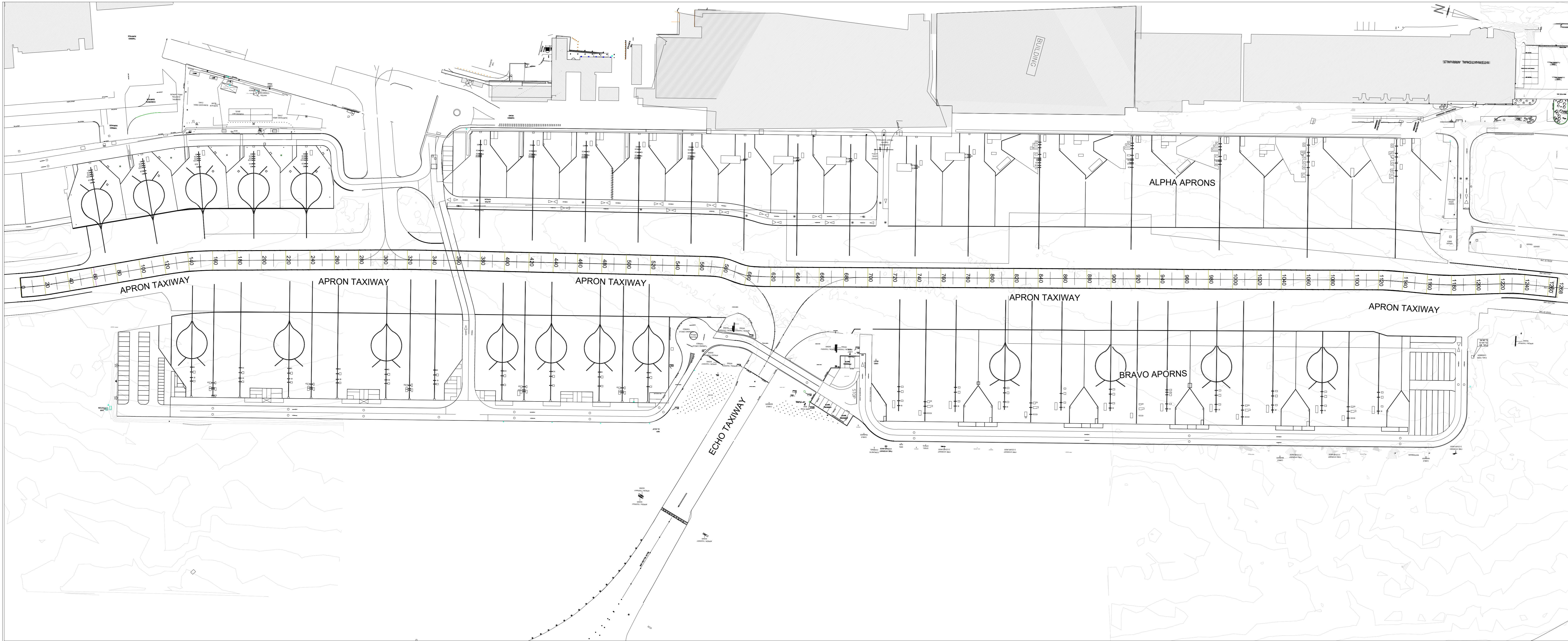
DESIGNED BY	DRAWN BY	CHECKED BY
L.S.	P.P.	I.J.

DRWG UNITS	SCALE
METERS	AS SHOWN

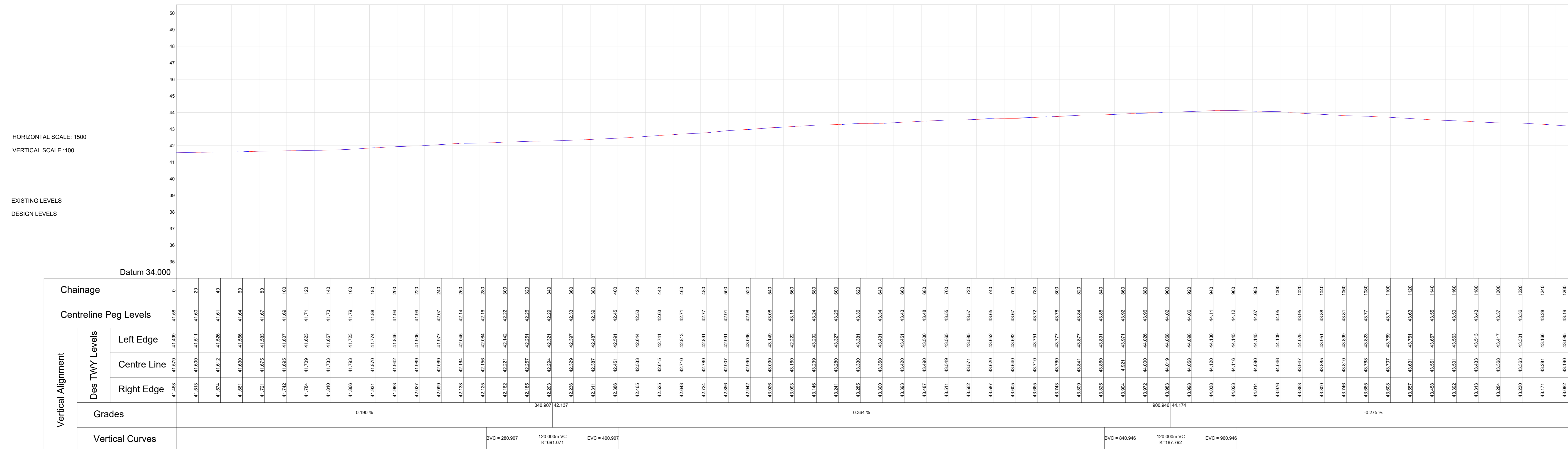
RESPONSIBLE PROFESSIONAL			
DATE	NAME	SIGNATURE	PR NUMBER
16/08/2023	Innocent Jumo		2 000 000 3

UNIT 6, GARDENS BUSINESS PARK, ATELJEE STREET, RANDPARK RIDGE, 2169. Web address: www.thembakele.co.za. Telephone: 011 475 4500. Facsimile: 011 475 9140.

SIZE	DRAWING NUMBER	REV
A0	TCE-1151-TEN-CIV-RD-001	A



AIRPORTS COMPANY SOUTH AFRICA  
CAPE TOWN INTERNATIONAL - APRON TAXIWAY LAYOUT  
N.T.S



AIRPORTS COMPANY SOUTH AFRICA  
CAPE TOWN INTERNATIONAL - APRON TAXIWAY LONGSECTION  
AS SHOWN

TCE-CV-FM-005

ALL DIMENSIONS AND HEIGHTS ARE TO BE CHECKED ON SITE BEFORE WORK IS PUT IN HAND.  
ALL WORK AND MATERIAL ARE TO COMPLY TO RELEVANT SABS CODES WHERE APPLICABLE.  
BRAND NAMES DENOTE SIMILAR OR EQUALLY APPROVED.  
ALL WORK TO BE IN ACCORDANCE TO I.A.B.E.  
REPORT DISCREPANCIES TO ARCHITECT OR ENGINEER.

NOTES:

TENDER

REV No	DATE	DESCRIPTION
A	21/07/2023	ISSUED FOR TENDER

SIZE ON ORIGINAL DRAWING 100 mm

CLIENT LOGO

CAPE TOWN INTERNATIONAL AIRPORT  
AIRPORTS COMPANY SOUTH AFRICA

PROJECT DETAILS

AIRPORTS COMPANY SOUTH AFRICA  
CAPE TOWN INTERNATIONAL AIRPORT  
REHABILITATION OF THE APRON TAXIWAY

CONTRACT No

ACSA - 4158

DISCIPLINE

CIVIL

DRAWING DESCRIPTION

APRON TAXILANE LONGSECTION

DESIGNED BY	DRAWN BY	CHECKED BY
LS	P.P	I.J

DRWG UNITS: METERS

SCALE: AS SHOWN

DATE	NAME	SIGNATURE	PR NUMBER
16/08/2023	Innocent Jumo		2 000 000 3

RESPONSIBLE PROFESSIONAL

ThembaKole  
CONSULTING ENGINEERS (PTY) LTD

UNIT 6, GARDENS BUSINESS PARK  
ATELIEE STREET  
RANDPARK RIDGE  
2169  
Web address: www.thembakole.co.za  
Telephone: 011 475 4500  
Facsimile: 011 475 9140



SIZE	DRAWING NUMBER	REV
A0	TCE-1151-TEN-CIV-RD-002	A

ALL DIMENSIONS AND HEIGHTS ARE TO BE CHECKED ON SITE BEFORE WORK IS PUT IN HAND.  
 ALL WORK AND MATERIAL ARE TO COMPLY TO RELEVANT SABS CODES WHERE APPLICABLE.  
 BRAND NAMES DENOTE SIMILAR OR EQUALLY APPROVED.  
 ALL WORK TO BE IN ACCORDANCE TO I & B.  
 REPORT DISCREPANCIES TO ARCHITECT OR ENGINEER.


NOTES:

**TENDER**

REV No	DATE	DESCRIPTION
A	21/07/2023	ISSUED FOR TENDER

**LEGEND**  
 Existing Ground Level   
 Design Level 


SIZE ON ORIGINAL DRAWING 100 mm




**PROJECT DETAILS**  
 AIRPORTS COMPANY SOUTH AFRICA  
 CAPE TOWN INTERNATIONAL AIRPORT  
 REHABILITATION OF THE APRON TAXIWAY

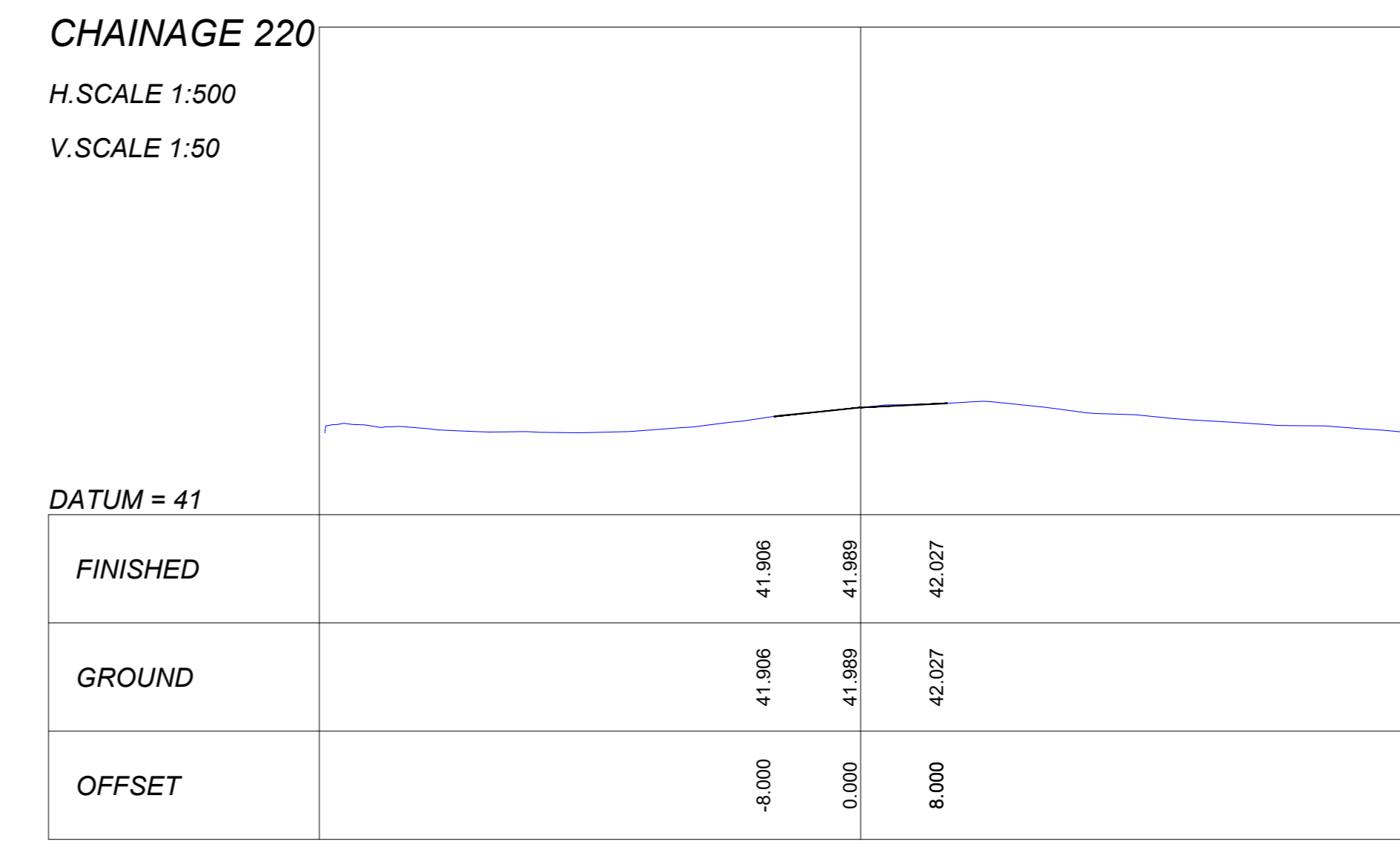
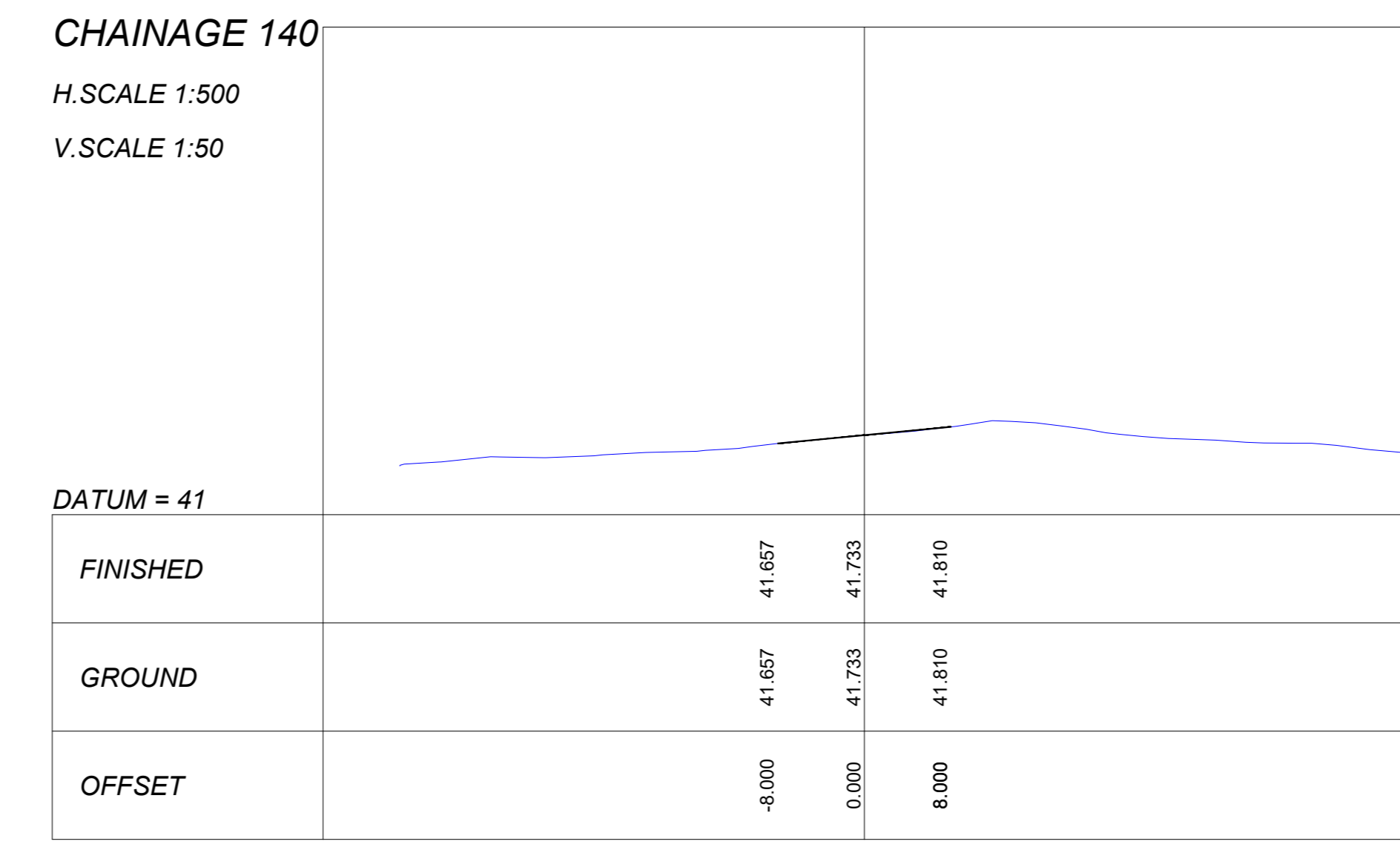
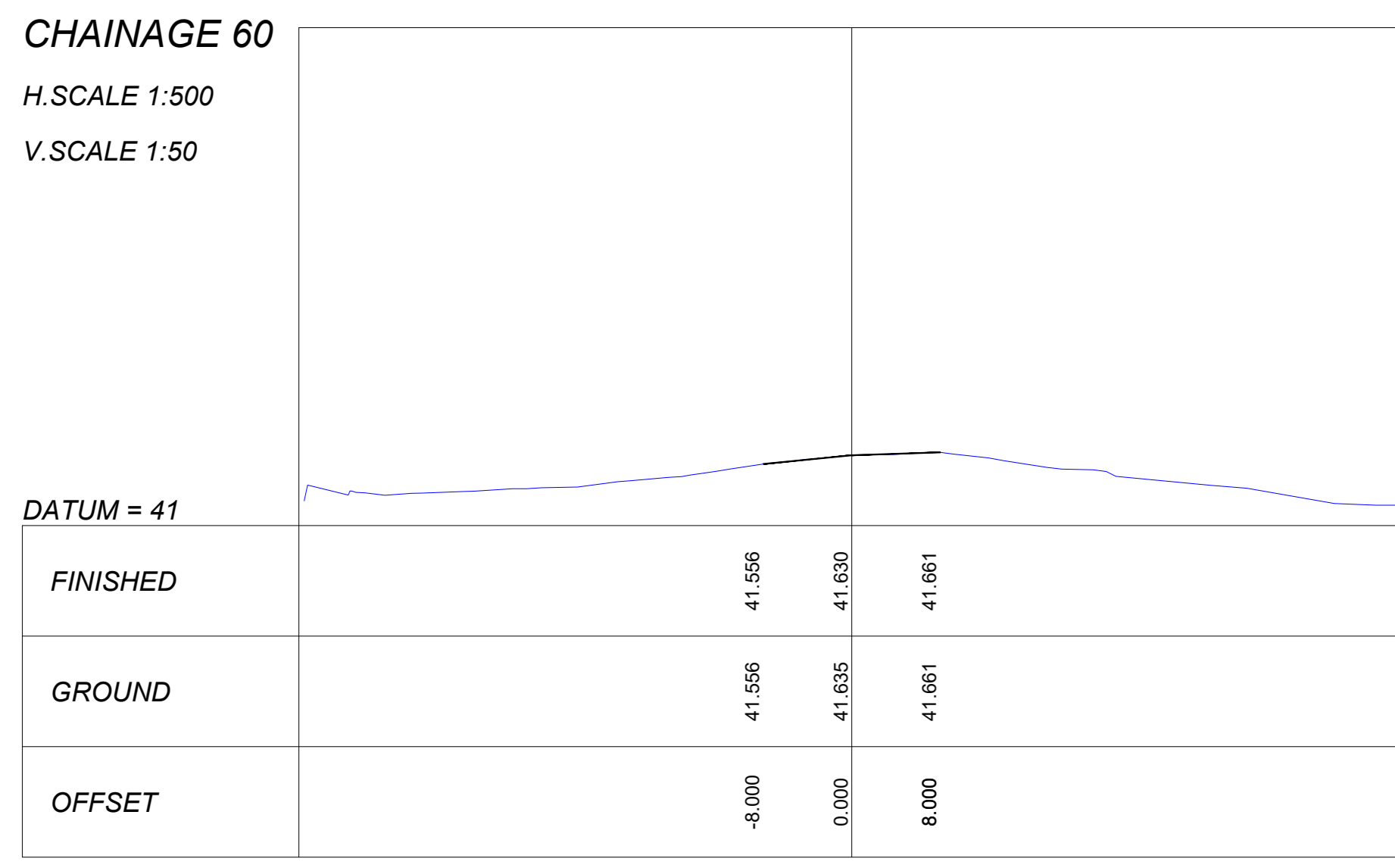
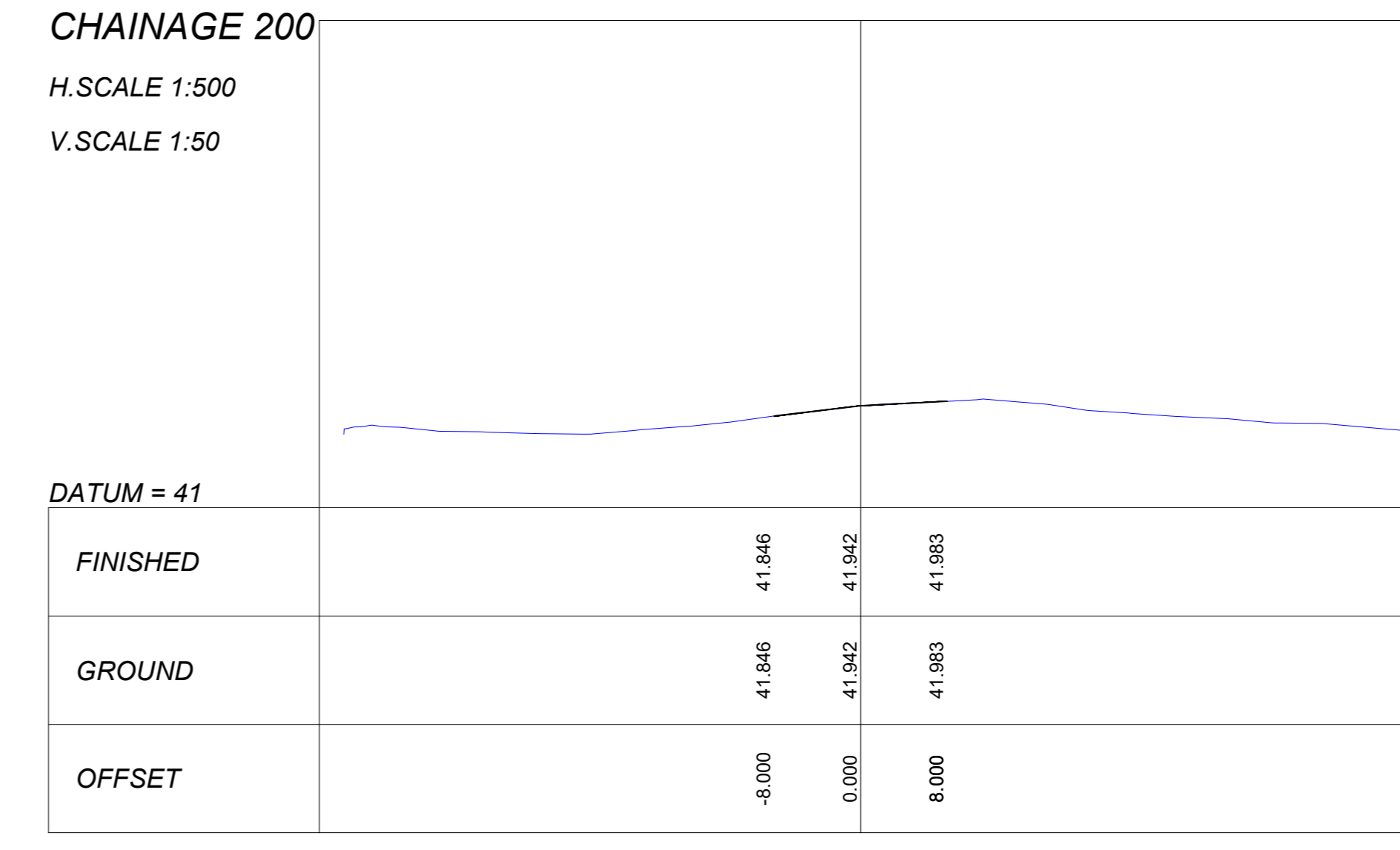
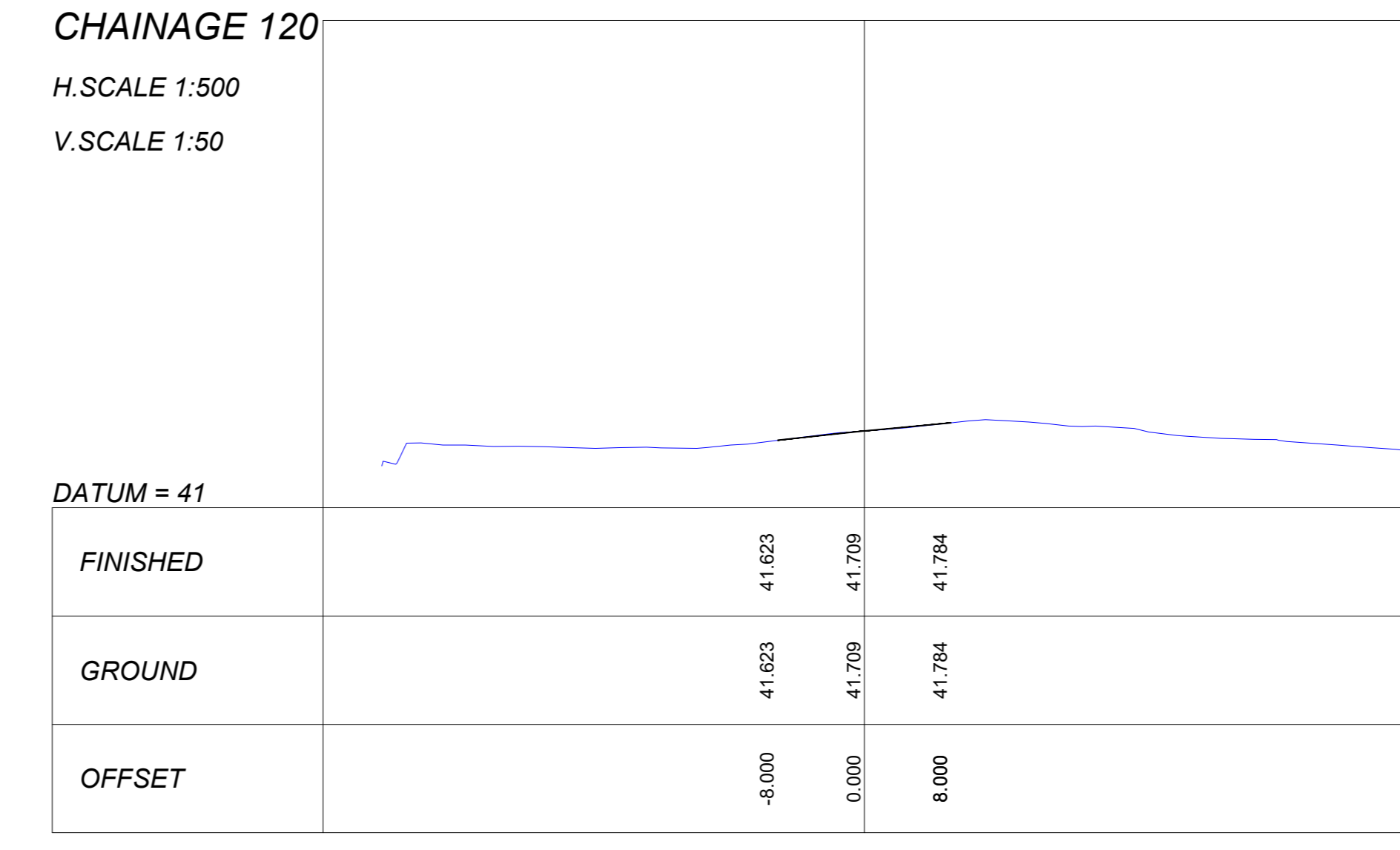
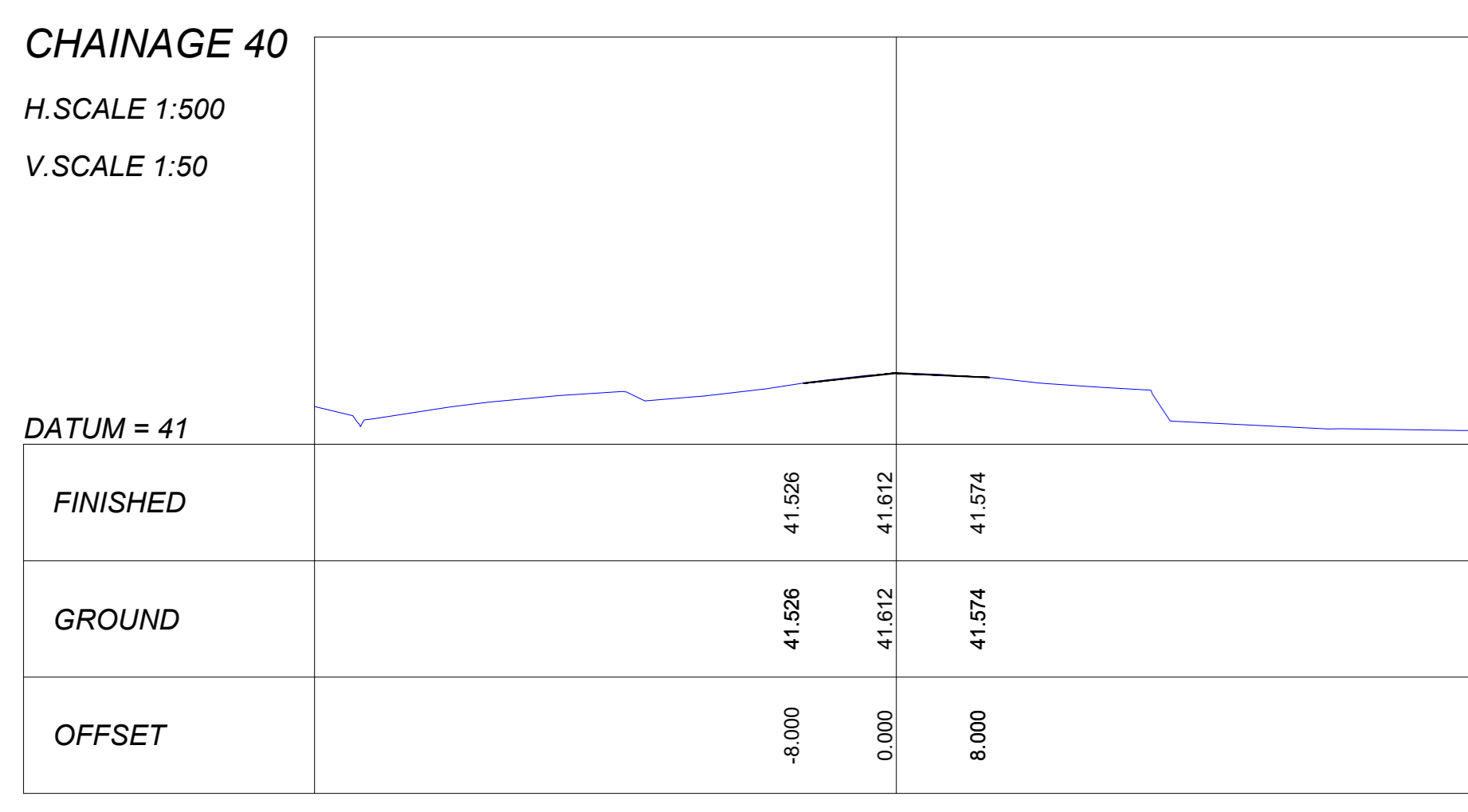
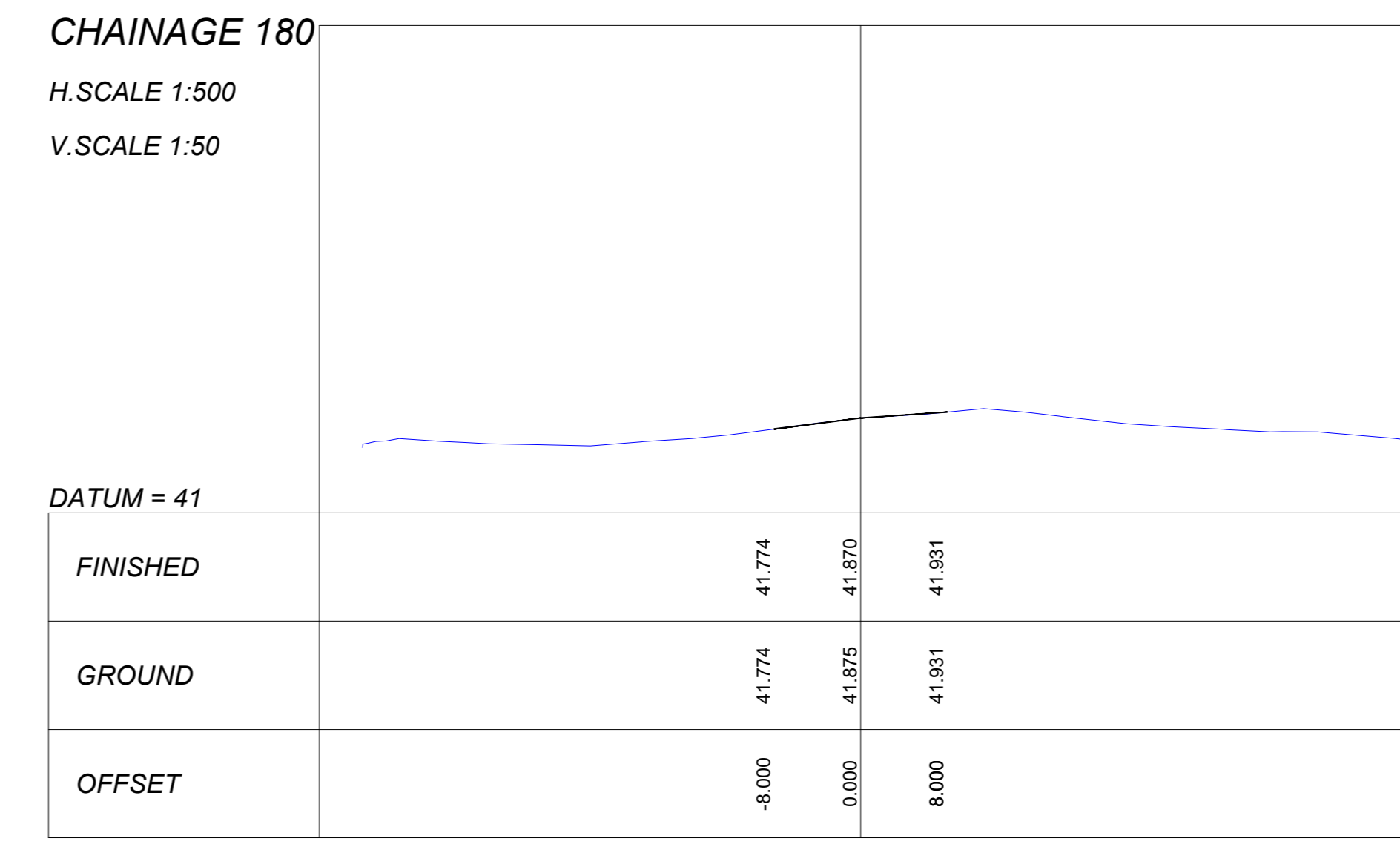
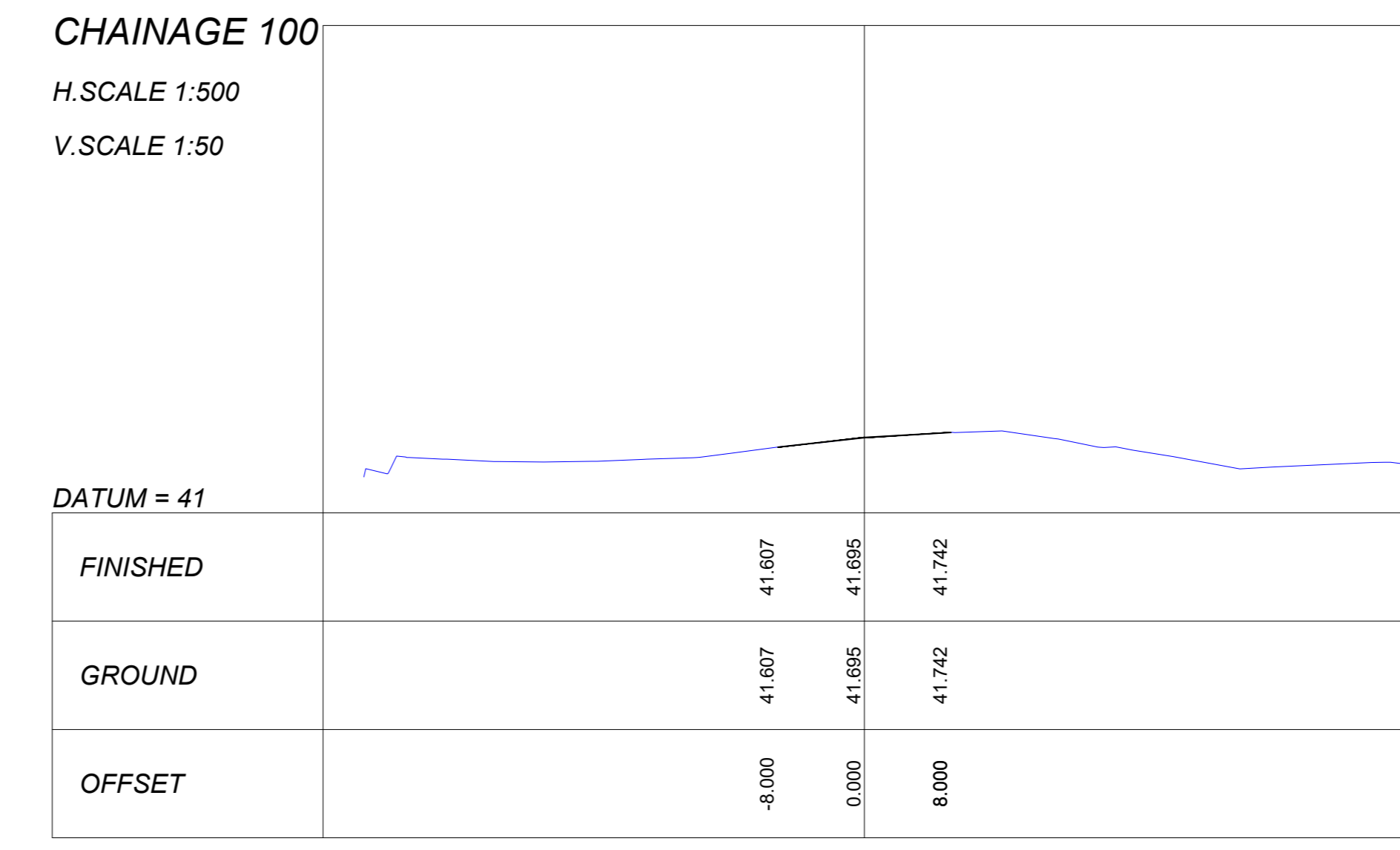
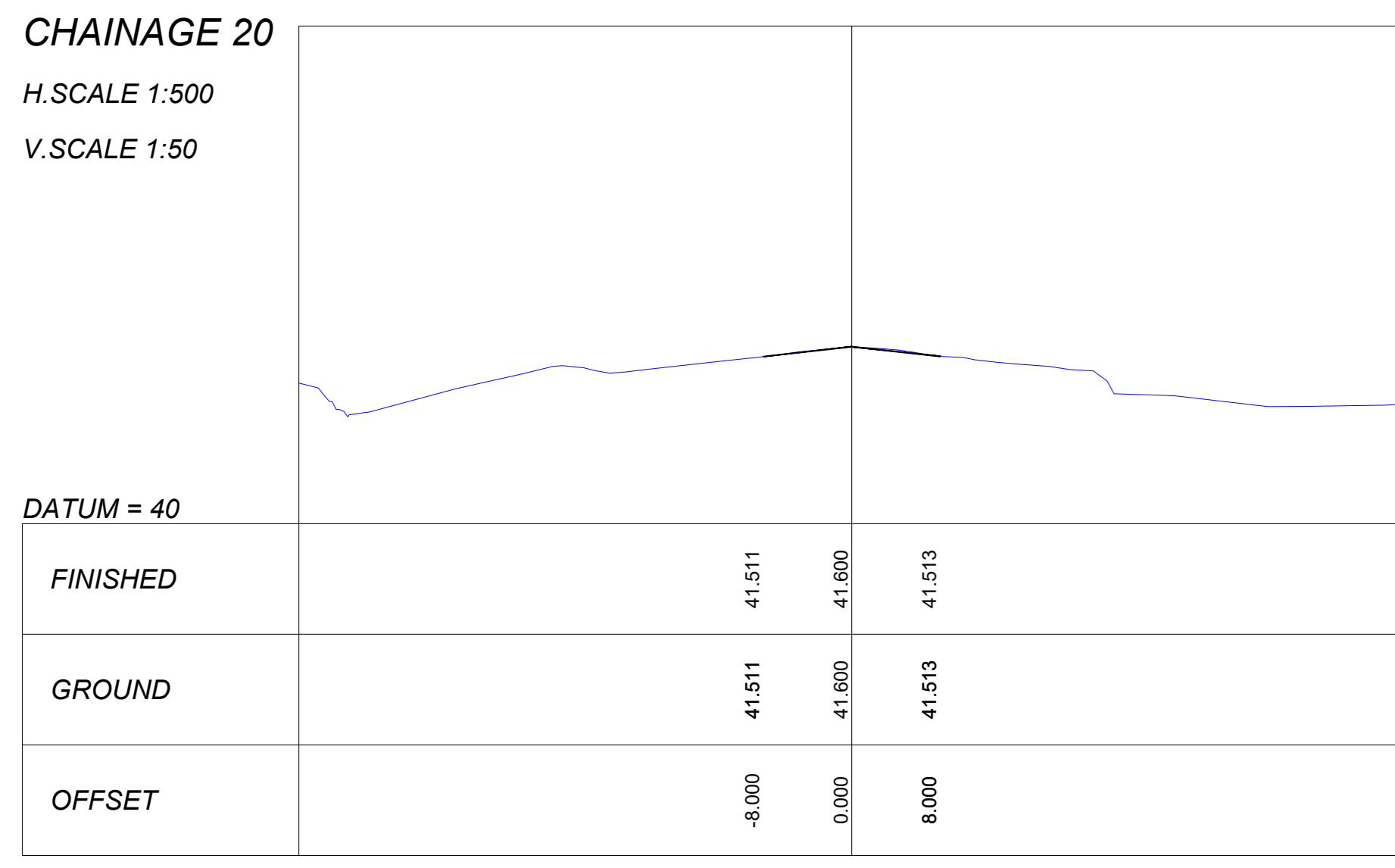
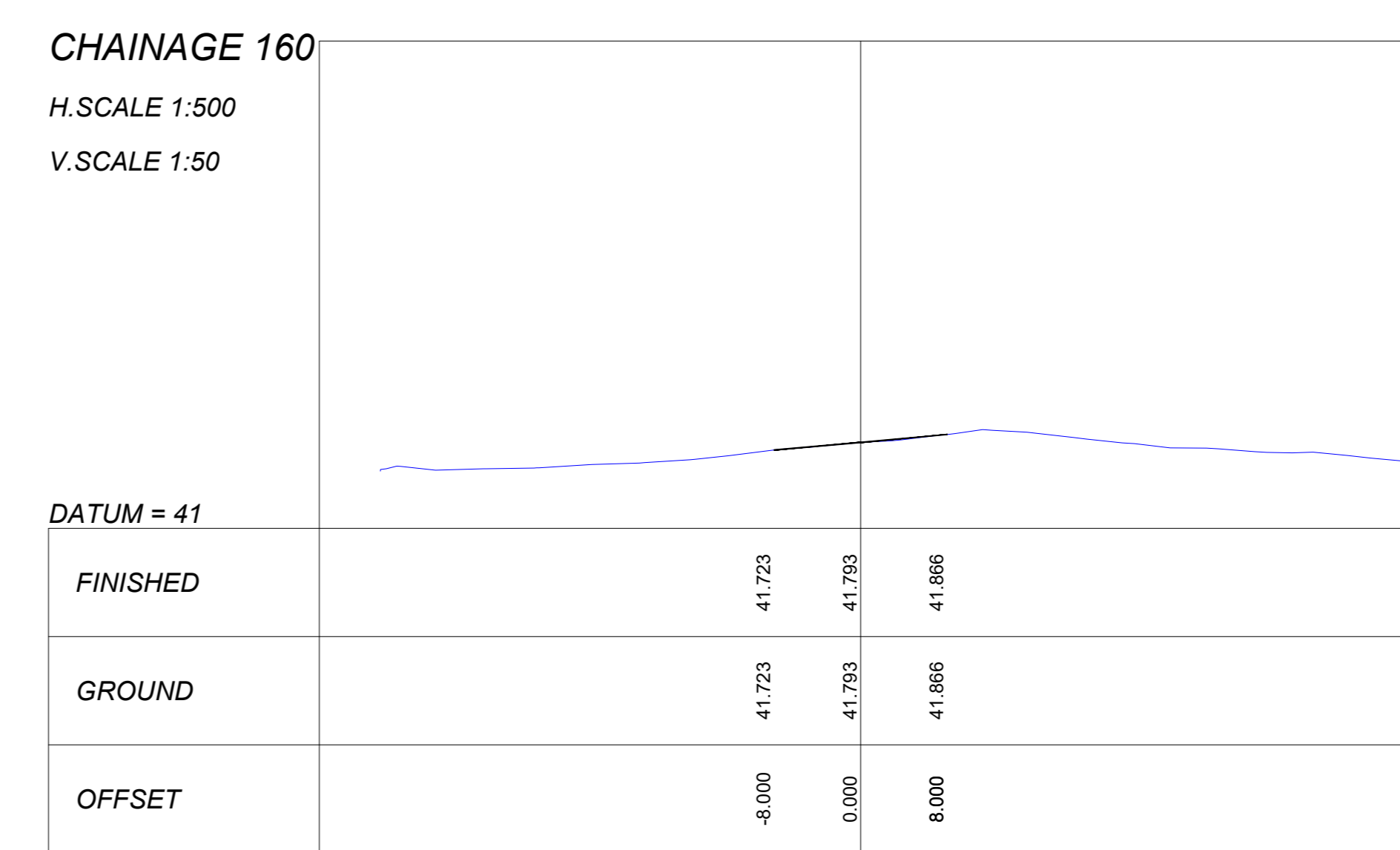
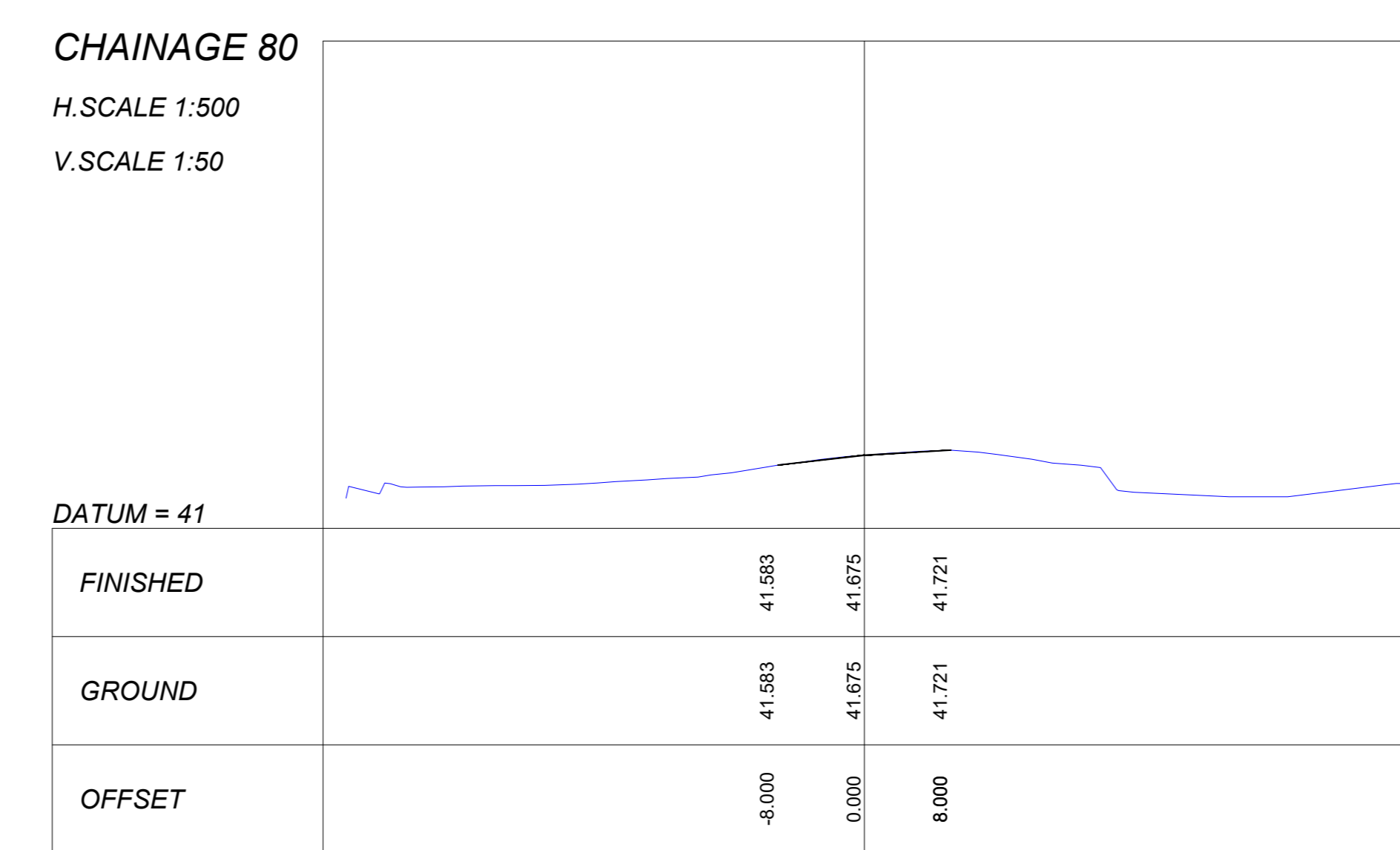
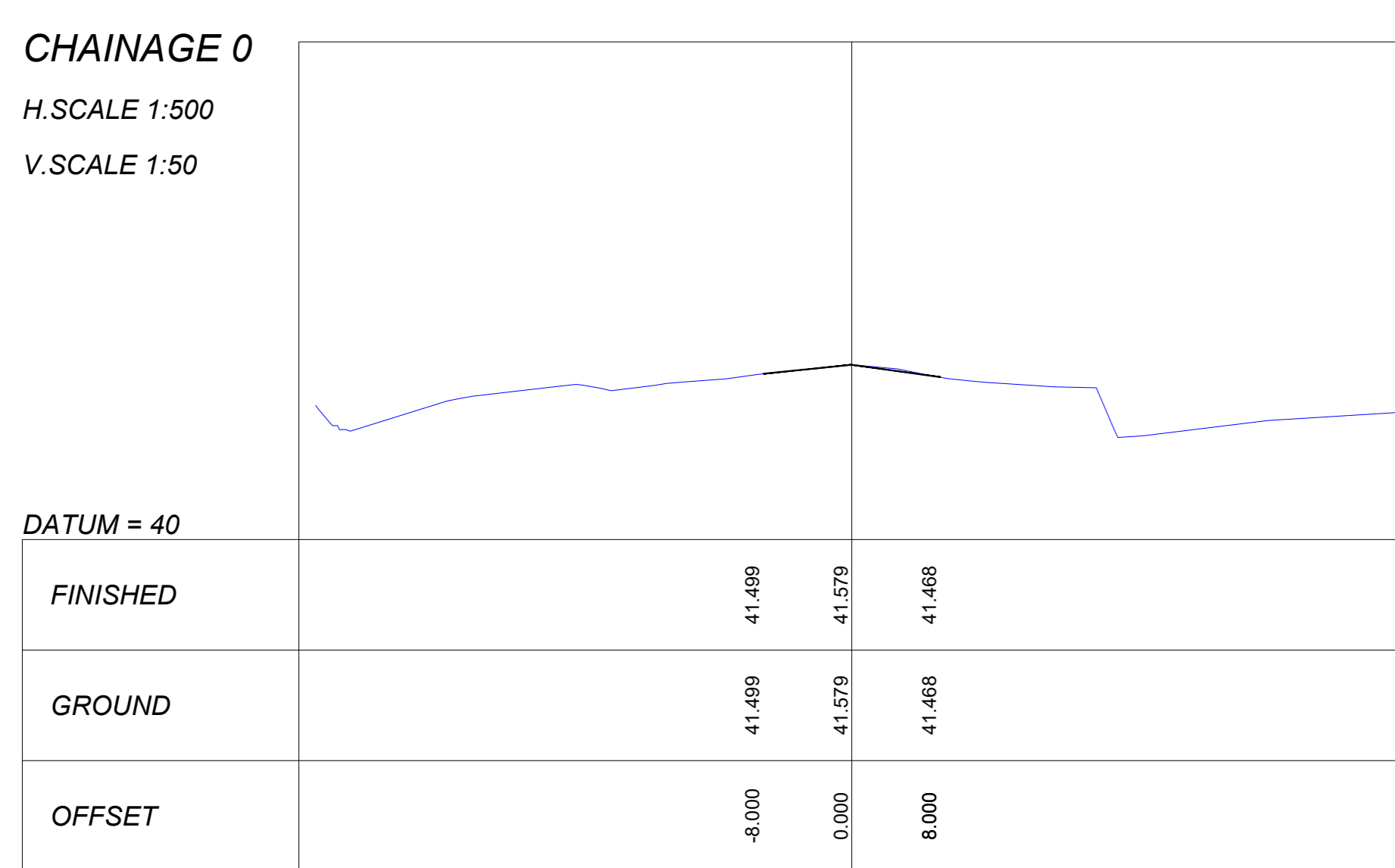
**CONTRACT No**  
 ACSA - 4158  
**DISCIPLINE**  
 CIVIL  
**DRAWING DESCRIPTION**  
 APRON TAXILANE CROSS SECTIONS  
 SHEET 1 of 6

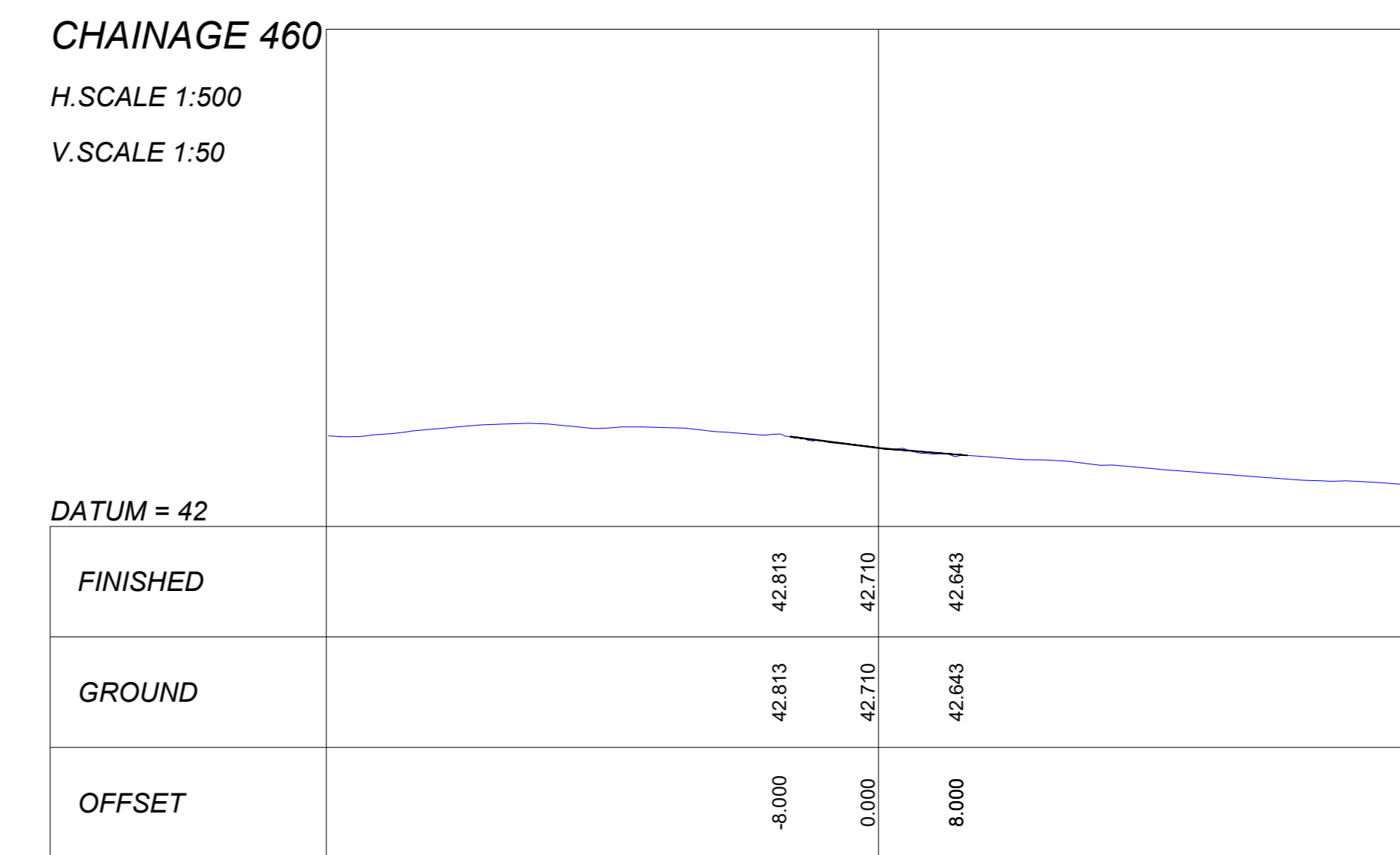
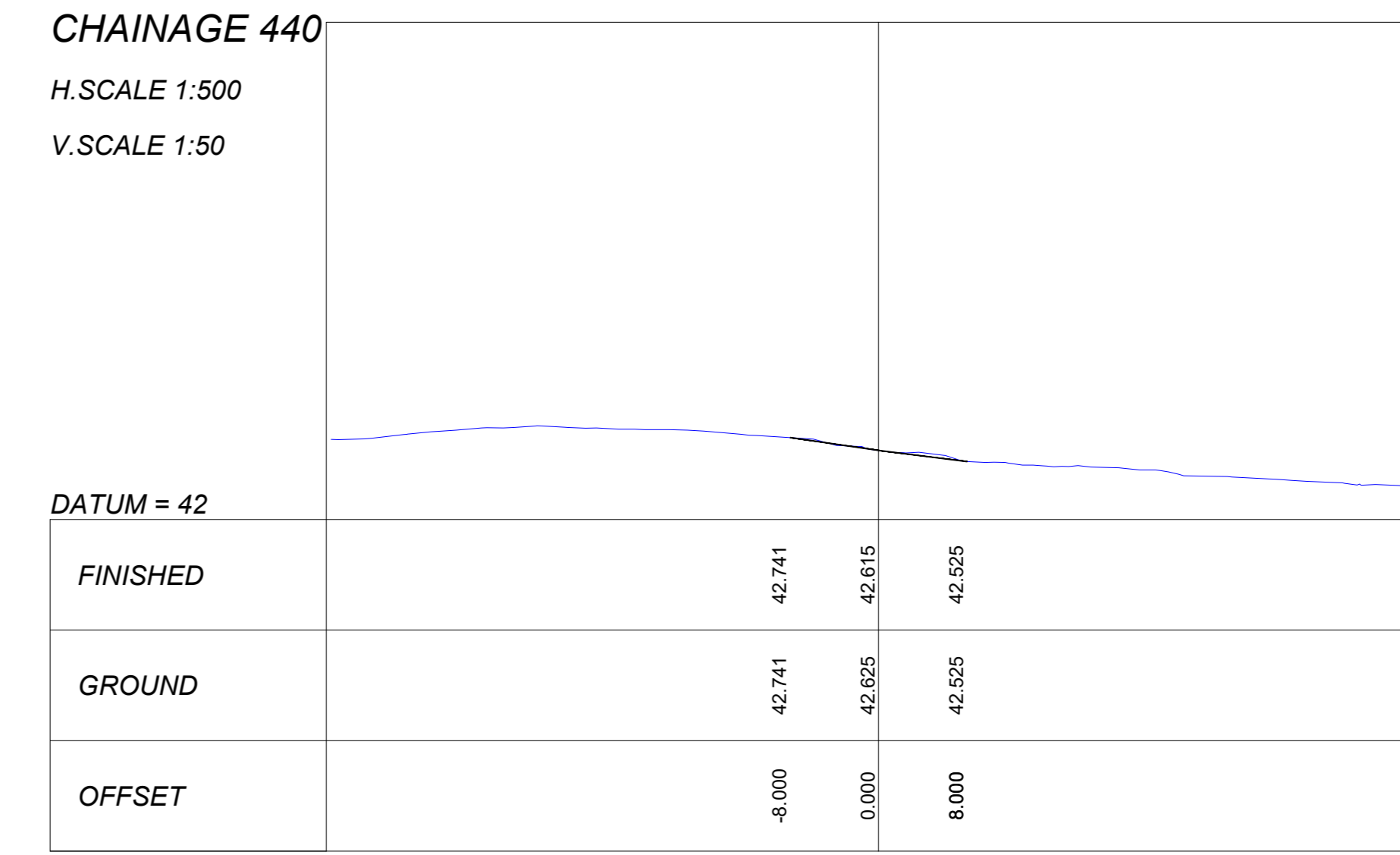
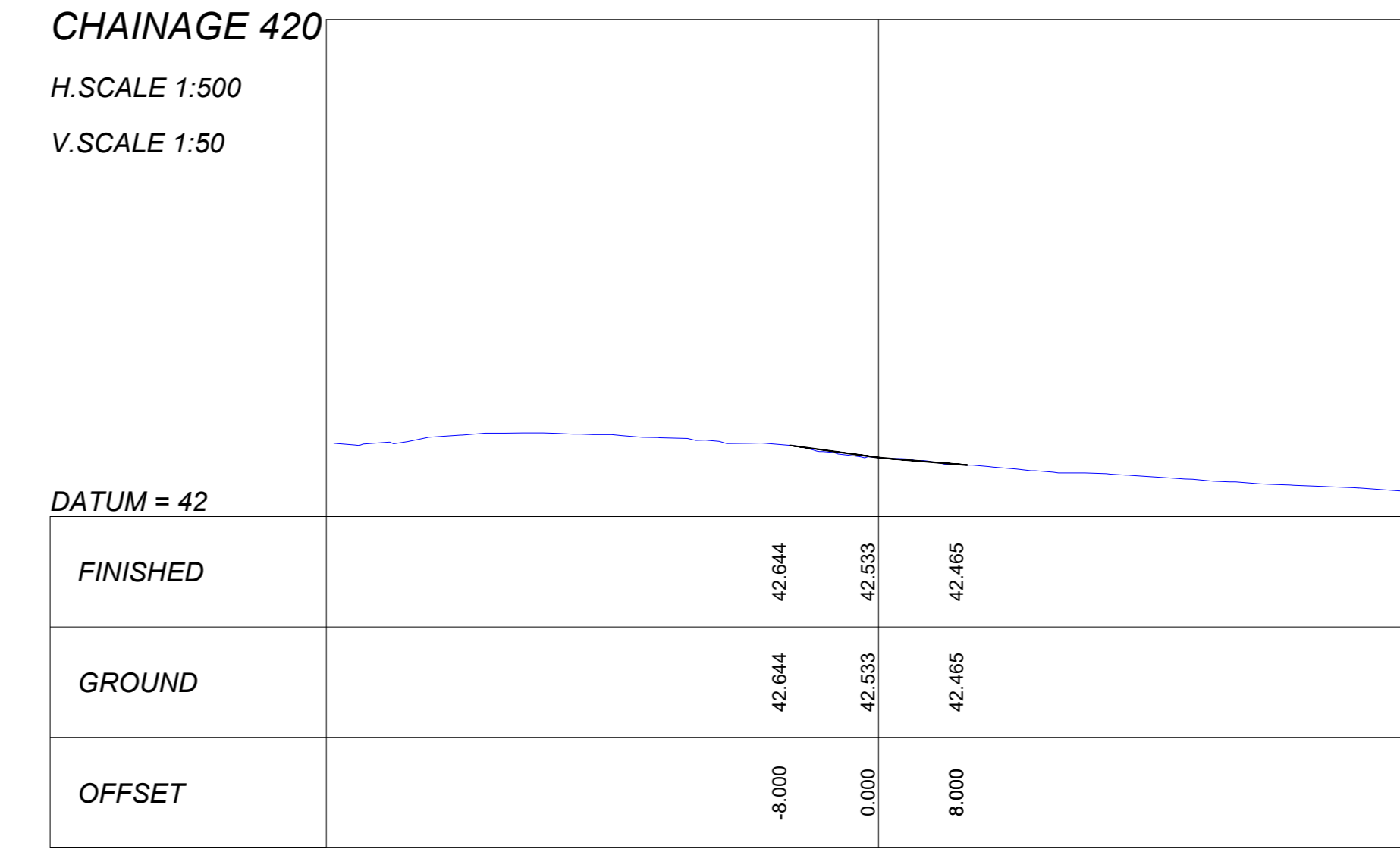
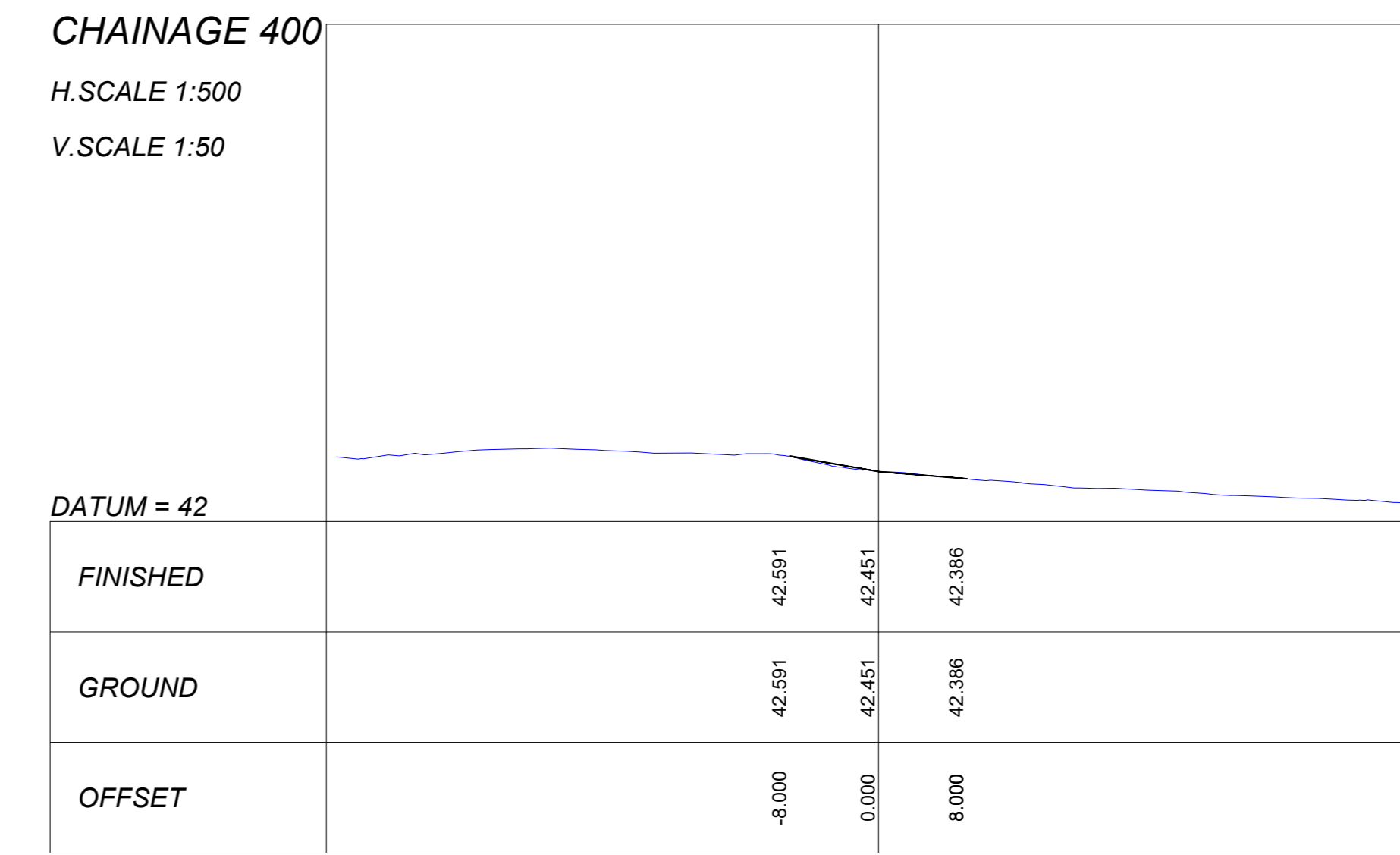
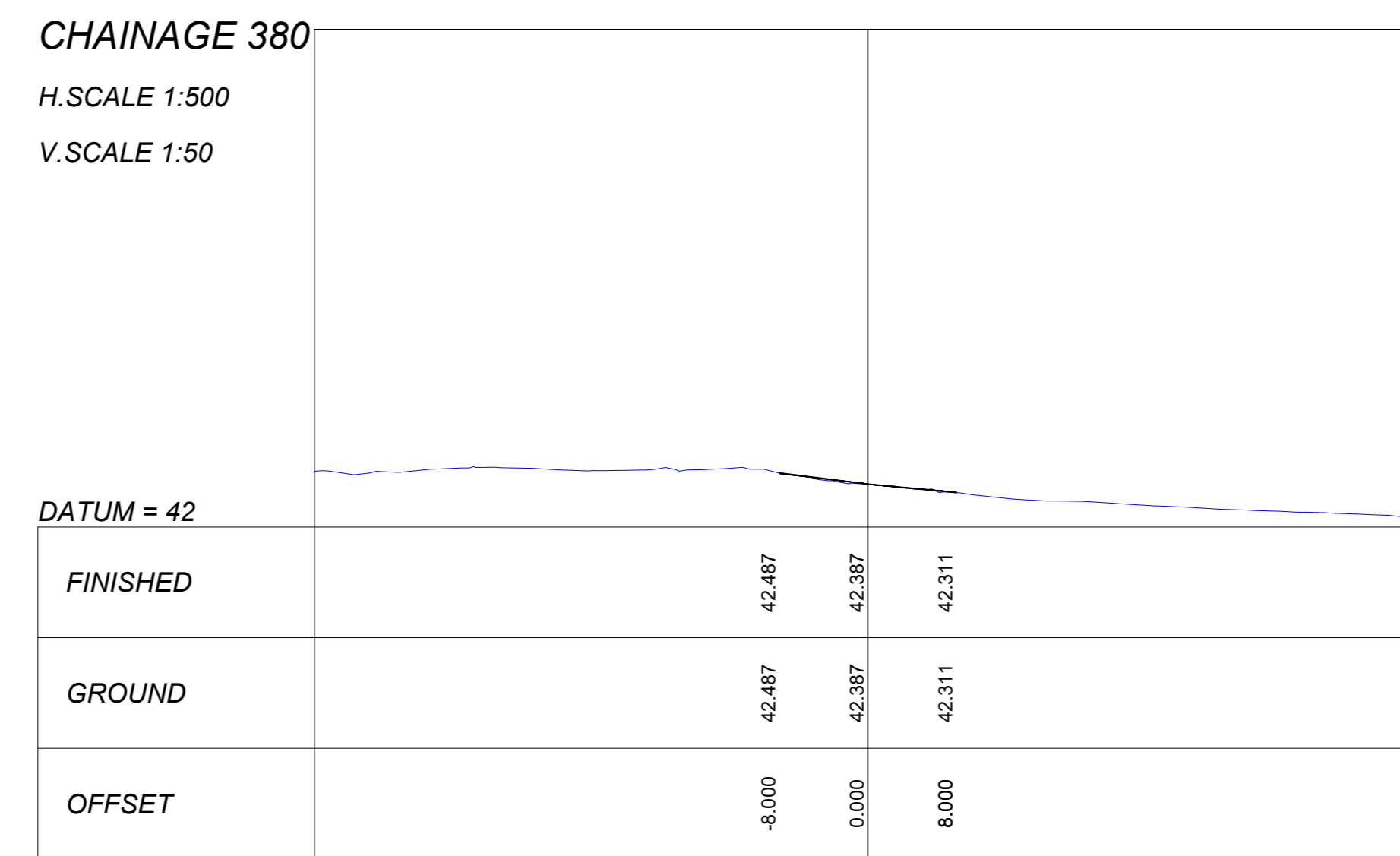
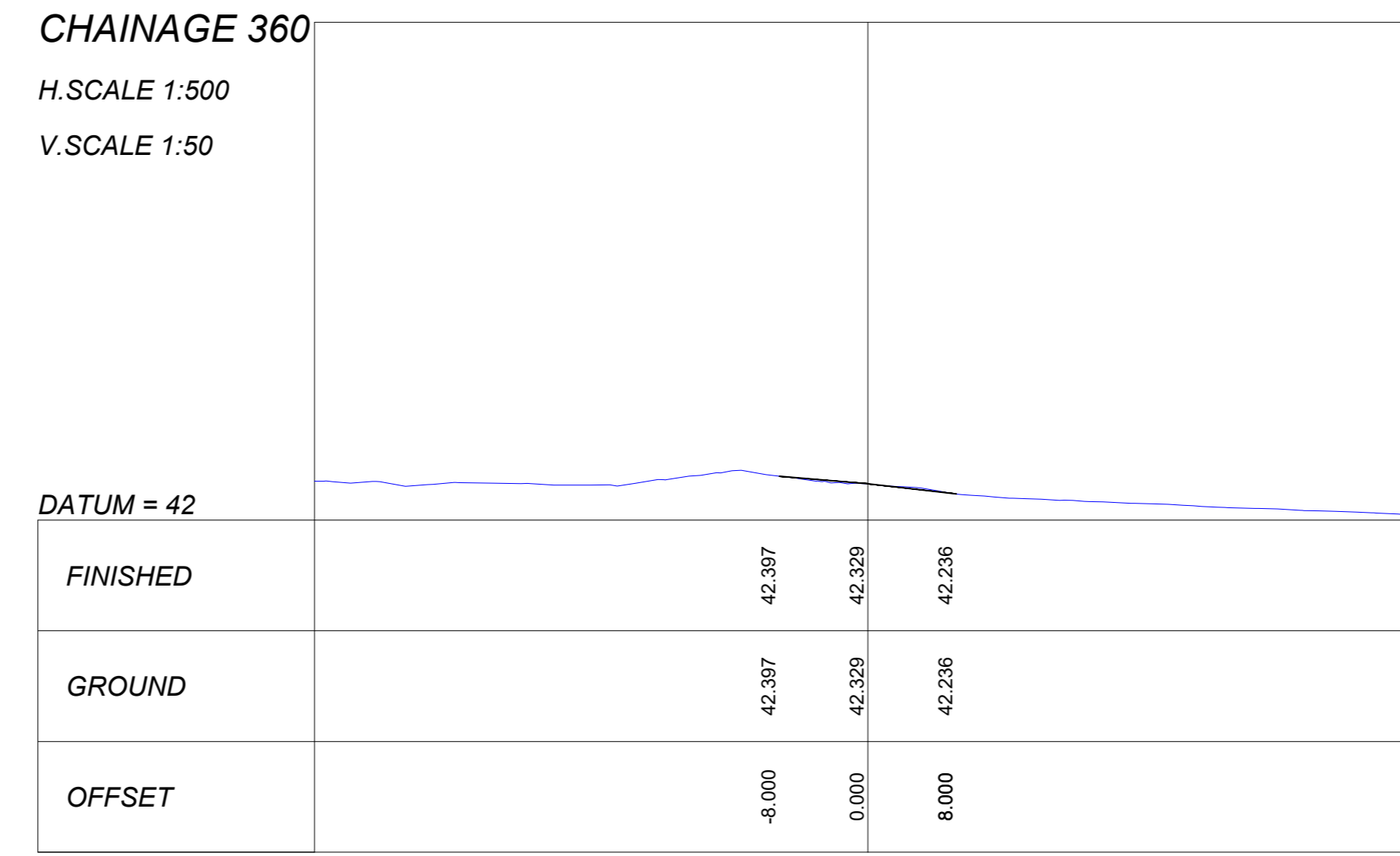
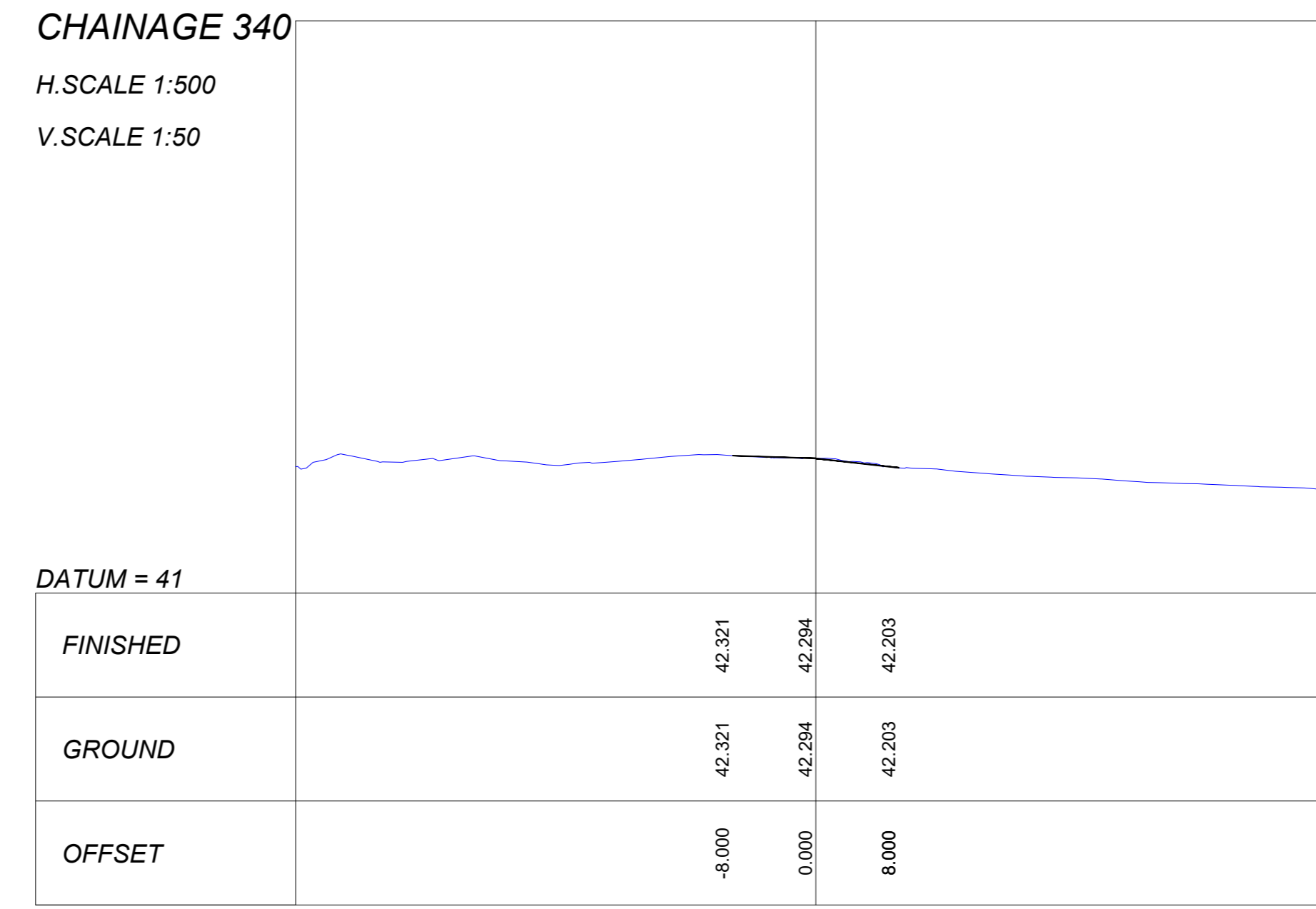
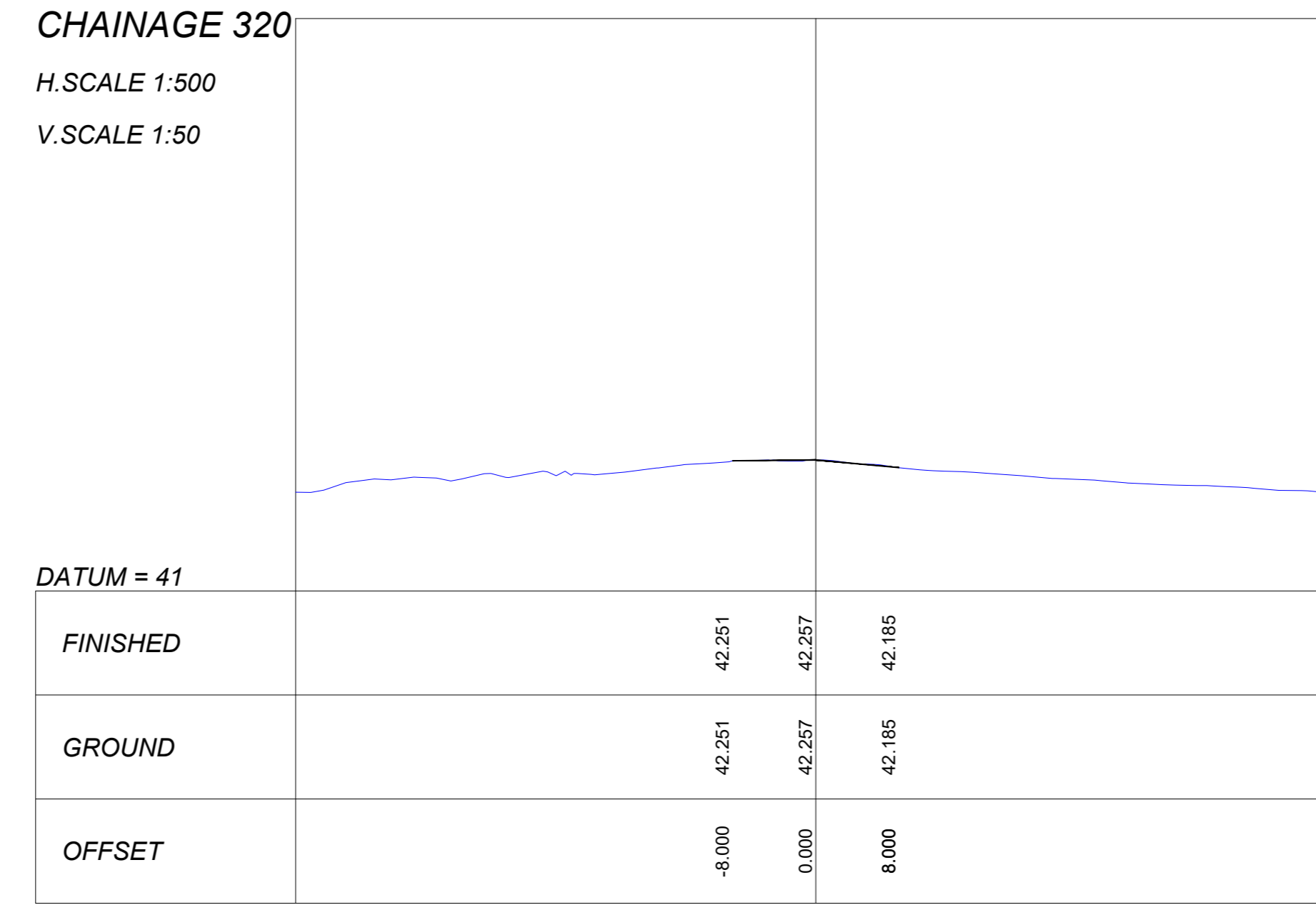
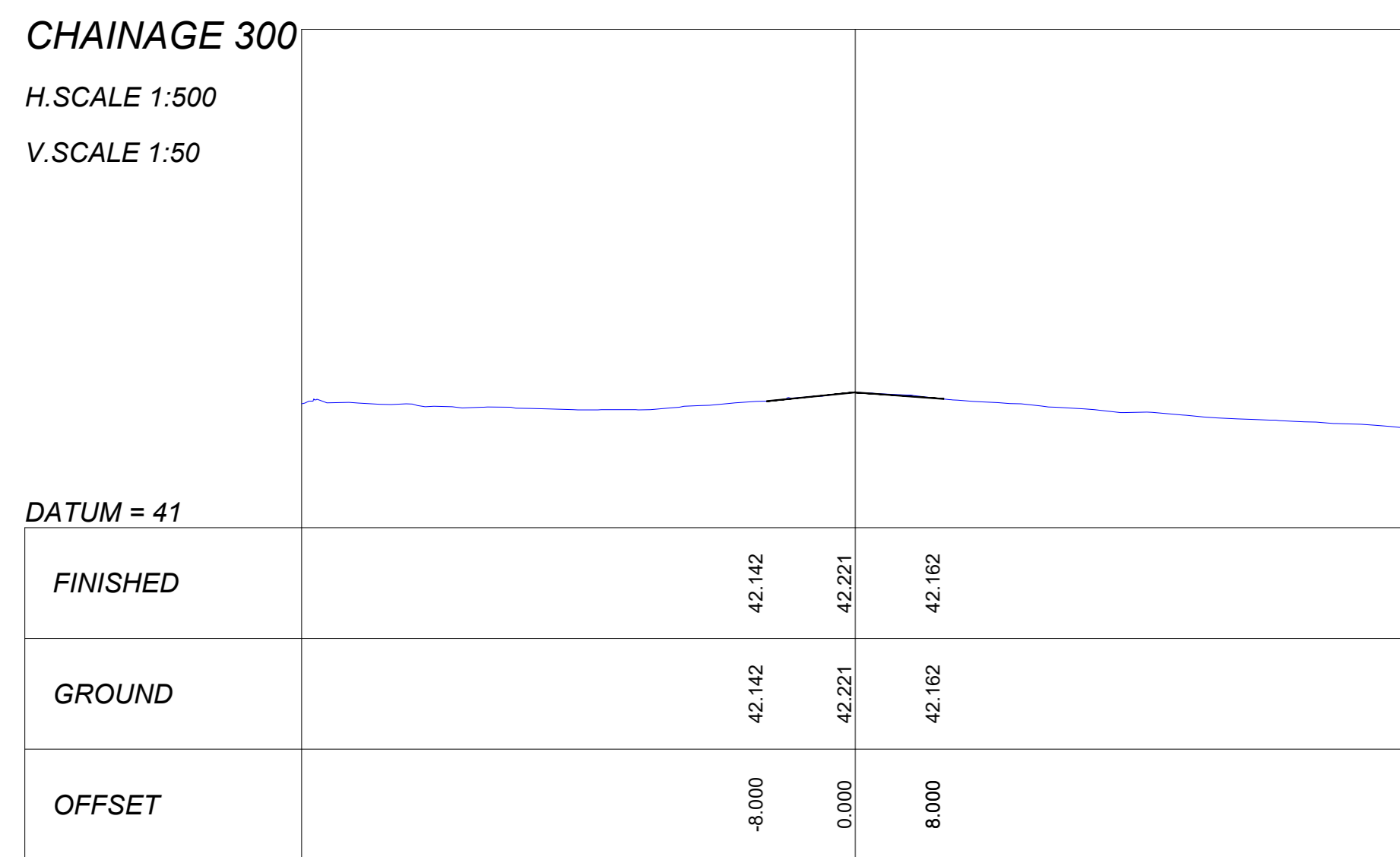
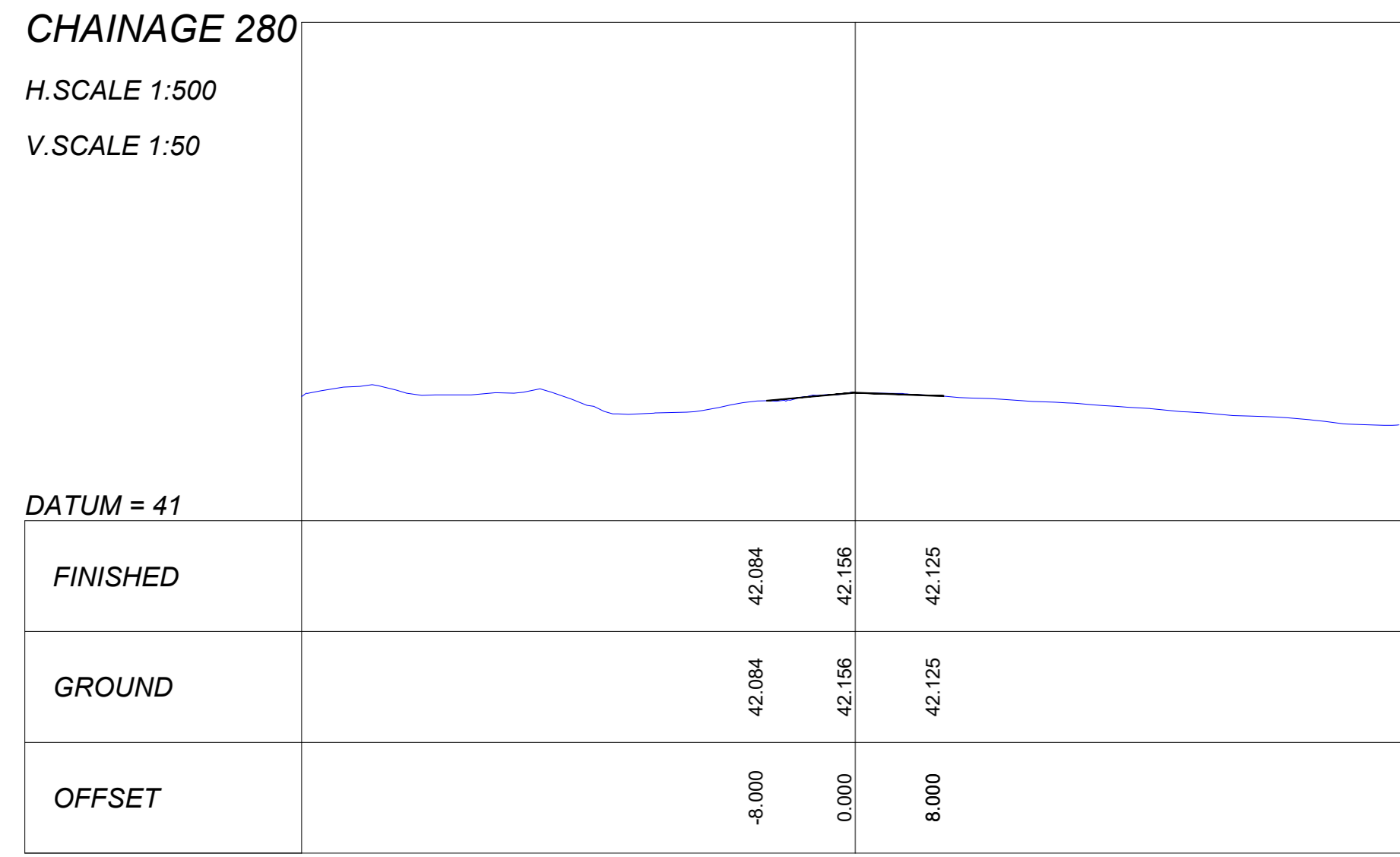
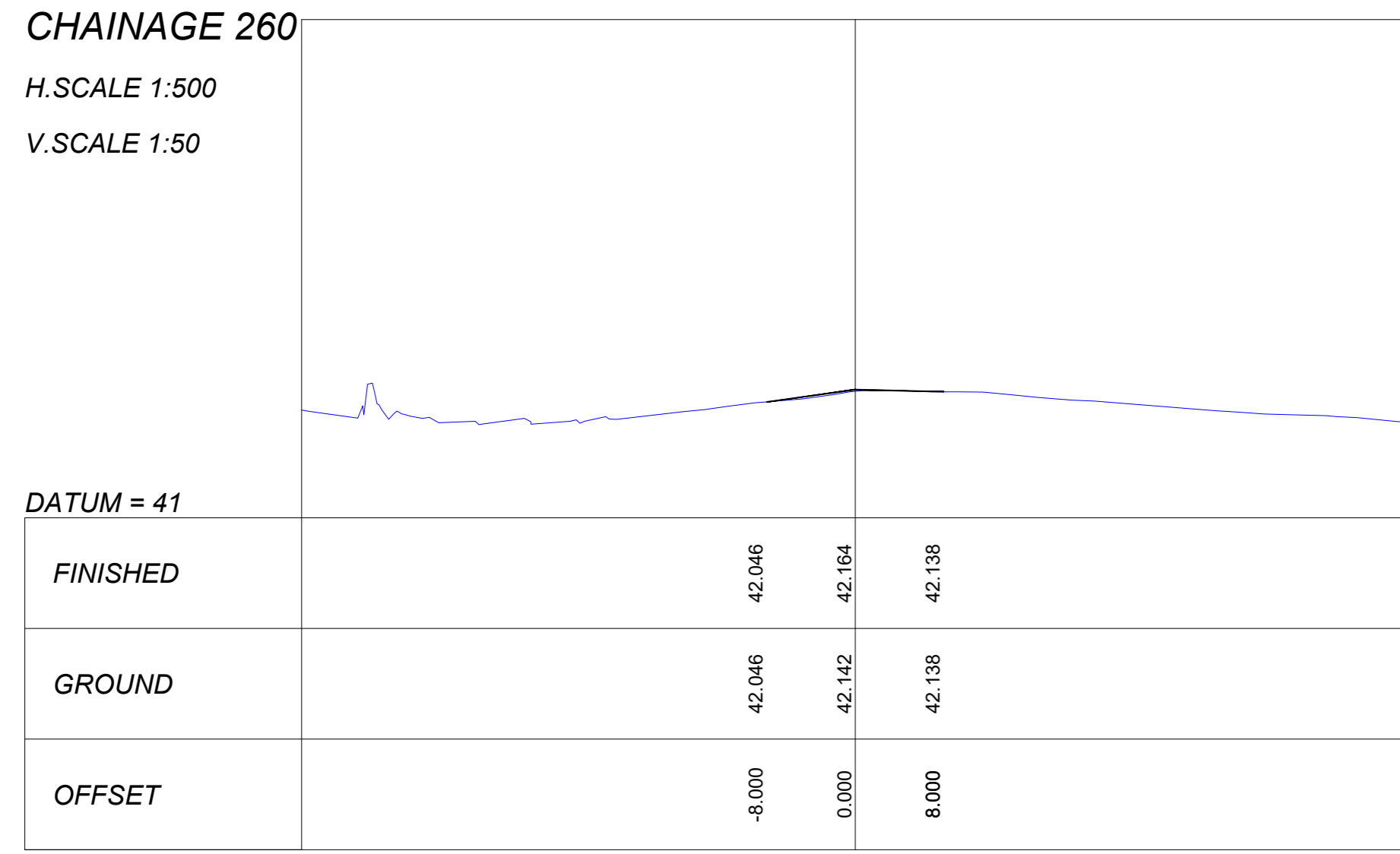
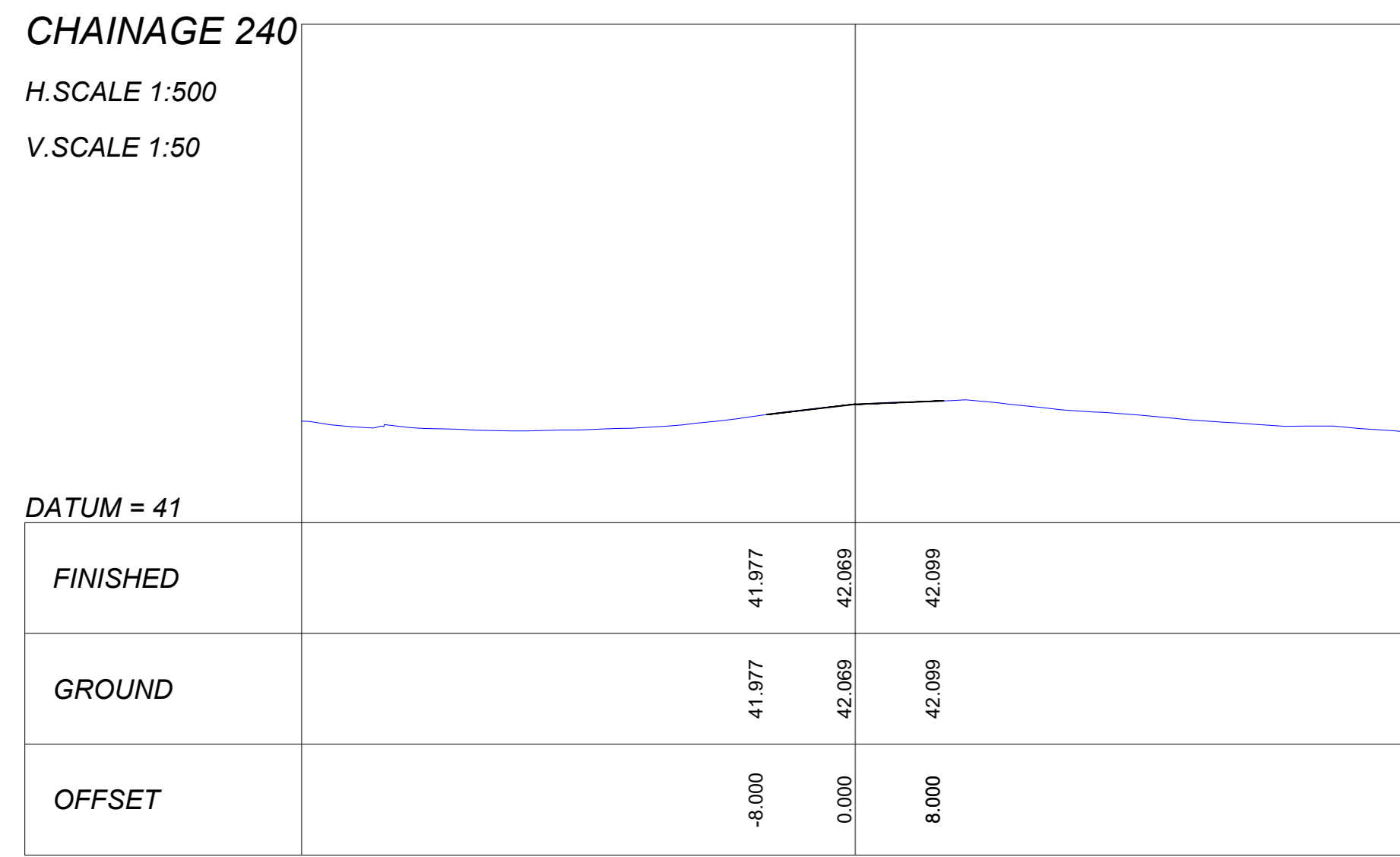
**DESIGNED BY** L.S. **DRAWN BY** P.P. **CHECKED BY** I.J.  
**DRWG UNITS** METERS **SCALE** AS SHOWN

**RESPONSIBLE PROFESSIONAL**  
 DATE: 16/08/2023 NAME: Innocent Jumo SIGNATURE:  PR NUMBER: 2 000 000 3

 **Themakele**  
 CONSULTING ENGINEERS (PTY) LTD  
 UNIT 6, GARDENS BUSINESS PARK  
 ATELJEE STREET  
 RANDPARK RIDGE  
 2169  
 Web address: www.themakele.co.za  
 Telephone: 011 475 4500  
 Facsimile: 011 475 9140

**SIZE** A0 **DRAWING NUMBER** TCE-1151-TEN-CIV-RD-003 **REV** A





TCE-CV-FM-005  
ALL DIMENSIONS AND HEIGHTS ARE TO BE CHECKED ON SITE BEFORE WORK IS PUT IN HAND.  
ALL WORK AND MATERIAL ARE TO COMPLY TO RELEVANT SABS CODES WHERE APPLICABLE.  
BRAND NAMES DENOTE SIMILAR OR EQUALLY APPROVED.  
ALL WORK TO BE IN ACCORDANCE TO IABR.  
REPORT DISCREPANCIES TO ARCHITECT OR ENGINEER.


NOTES:  
-

**TENDER**

REV No	DATE	DESCRIPTION
A	21/07/2023	ISSUED FOR TENDER

LEGEND  
Existing Ground Level   
Design Level

SIZE ON ORIGINAL DRAWING 100 mm



PROJECT DETAILS  
AIRPORTS COMPANY SOUTH AFRICA  
CAPE TOWN INTERNATIONAL AIRPORT  
REHABILITATION OF THE APRON TAXIWAY

CONTRACT No  
**ACSA - 4158**  
DISCIPLINE  
**CIVIL**  
DRAWING DESCRIPTION  
**APRON TAXILANE CROSS SECTIONS**  
SHEET 2 of 6

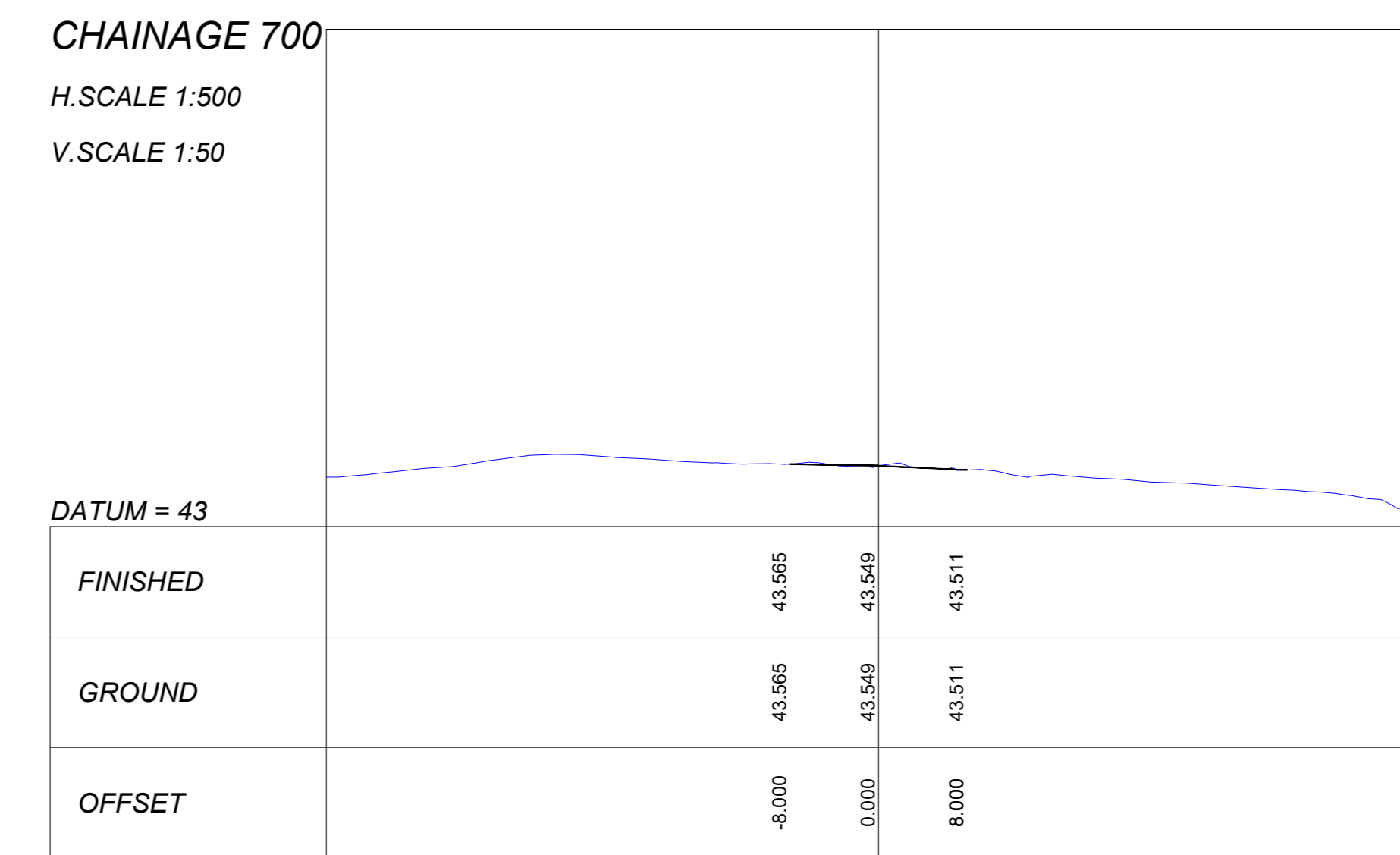
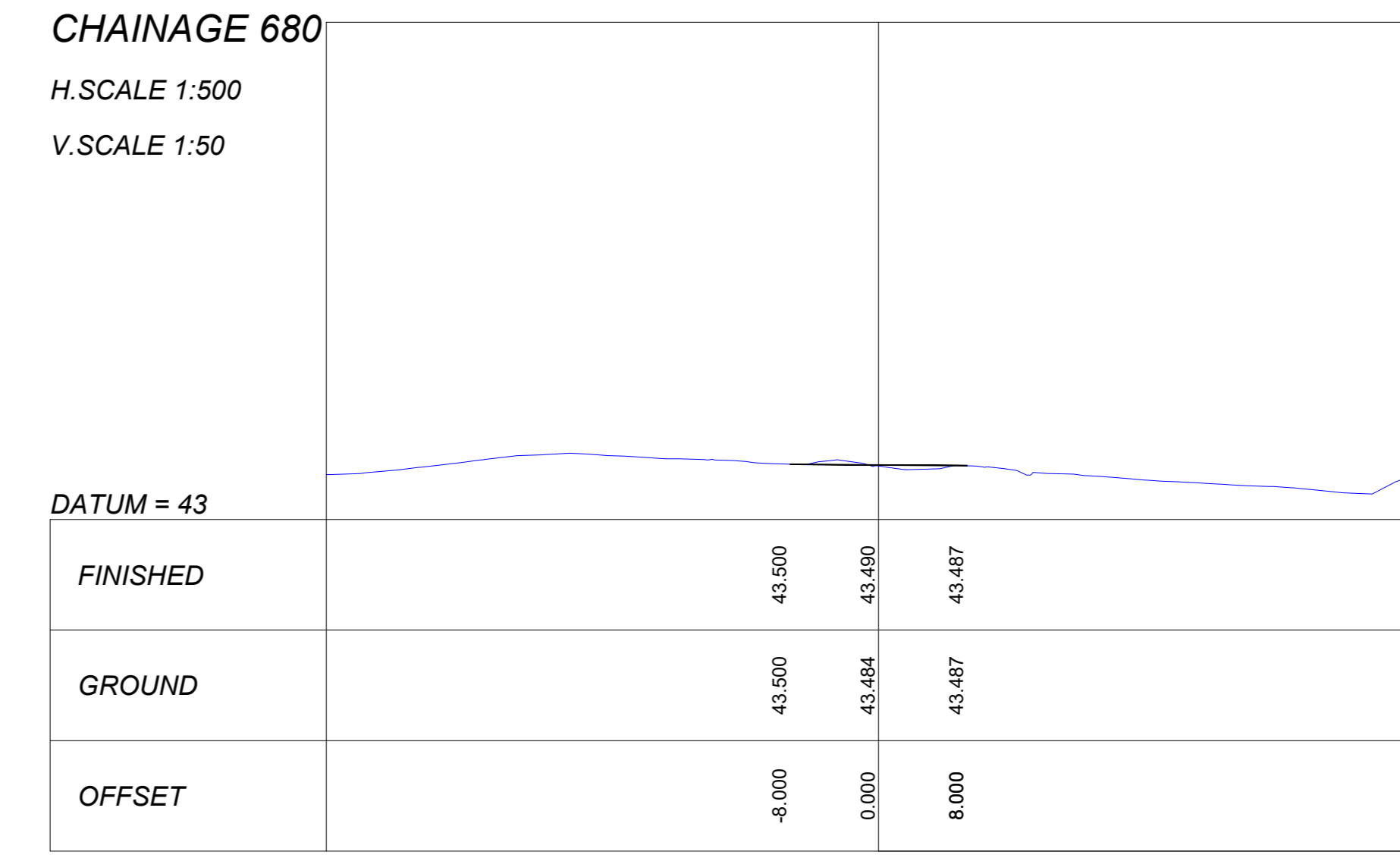
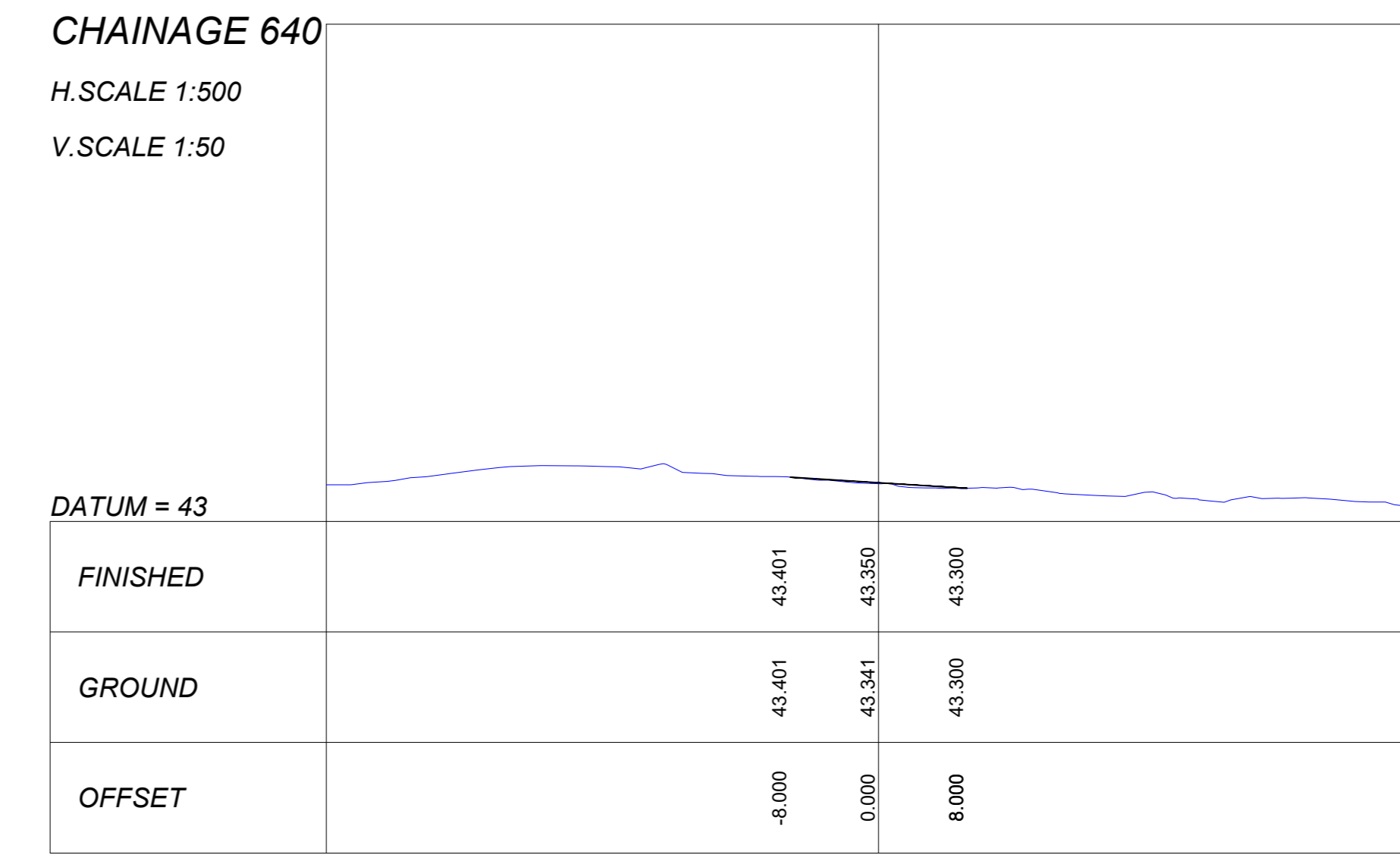
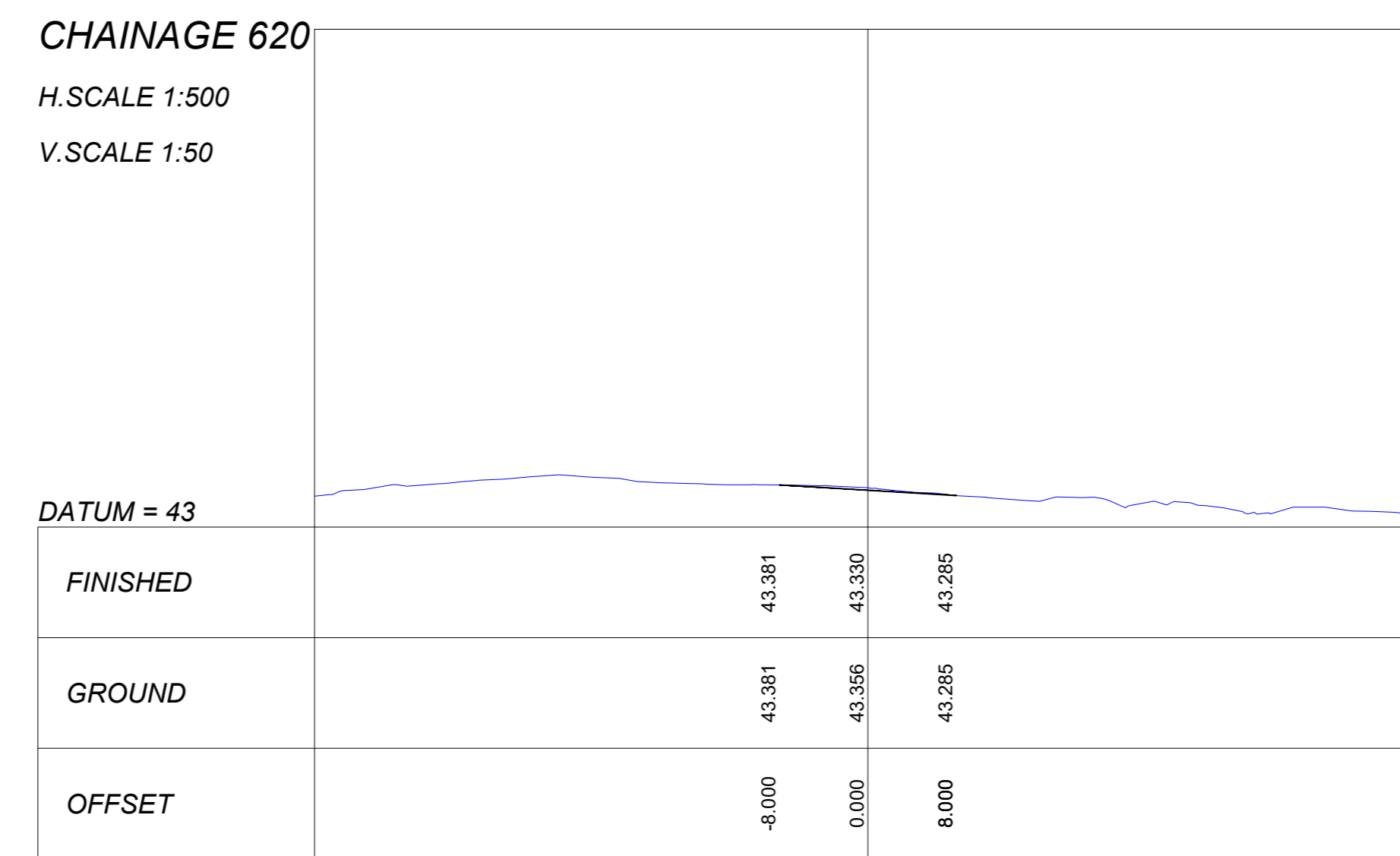
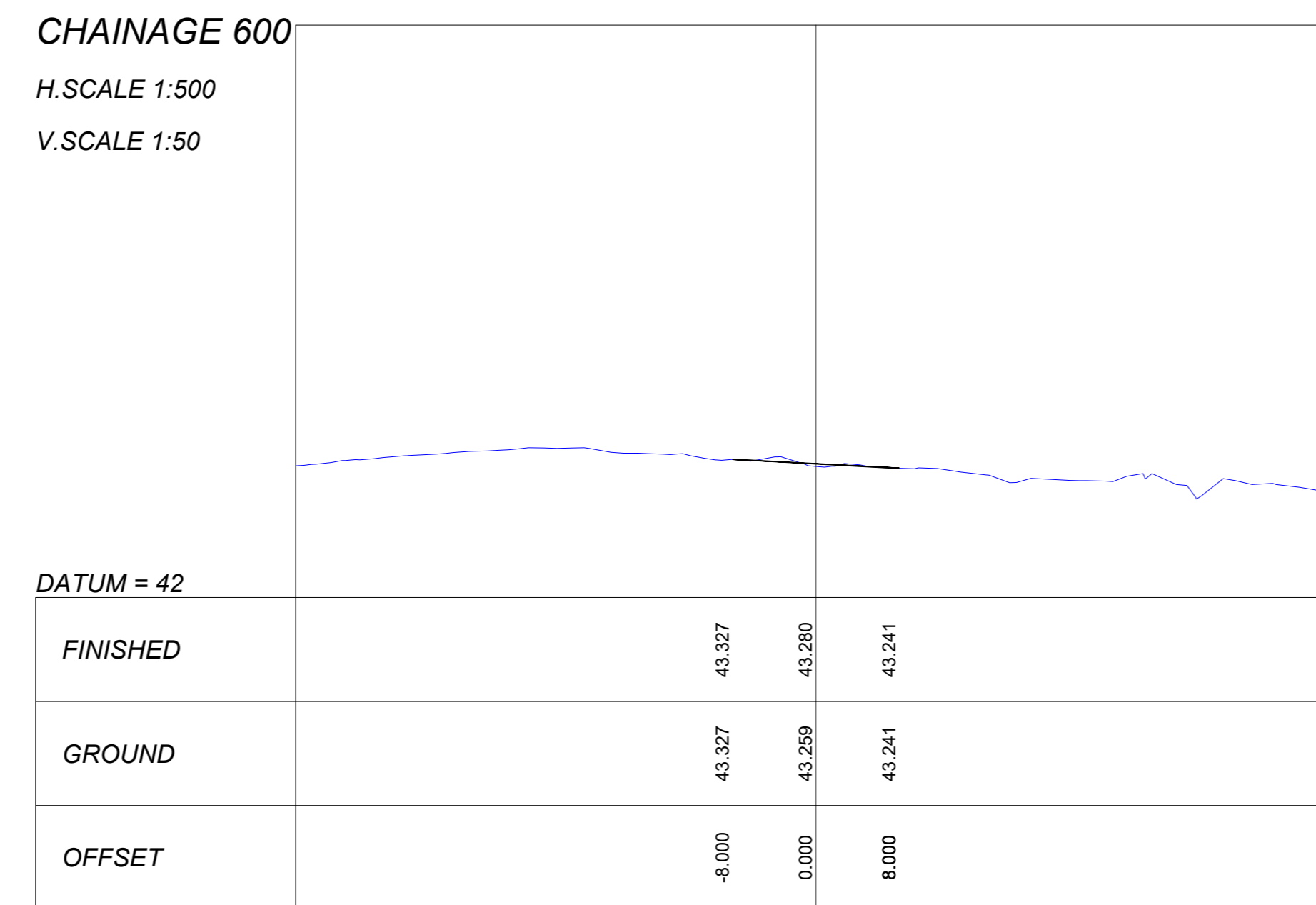
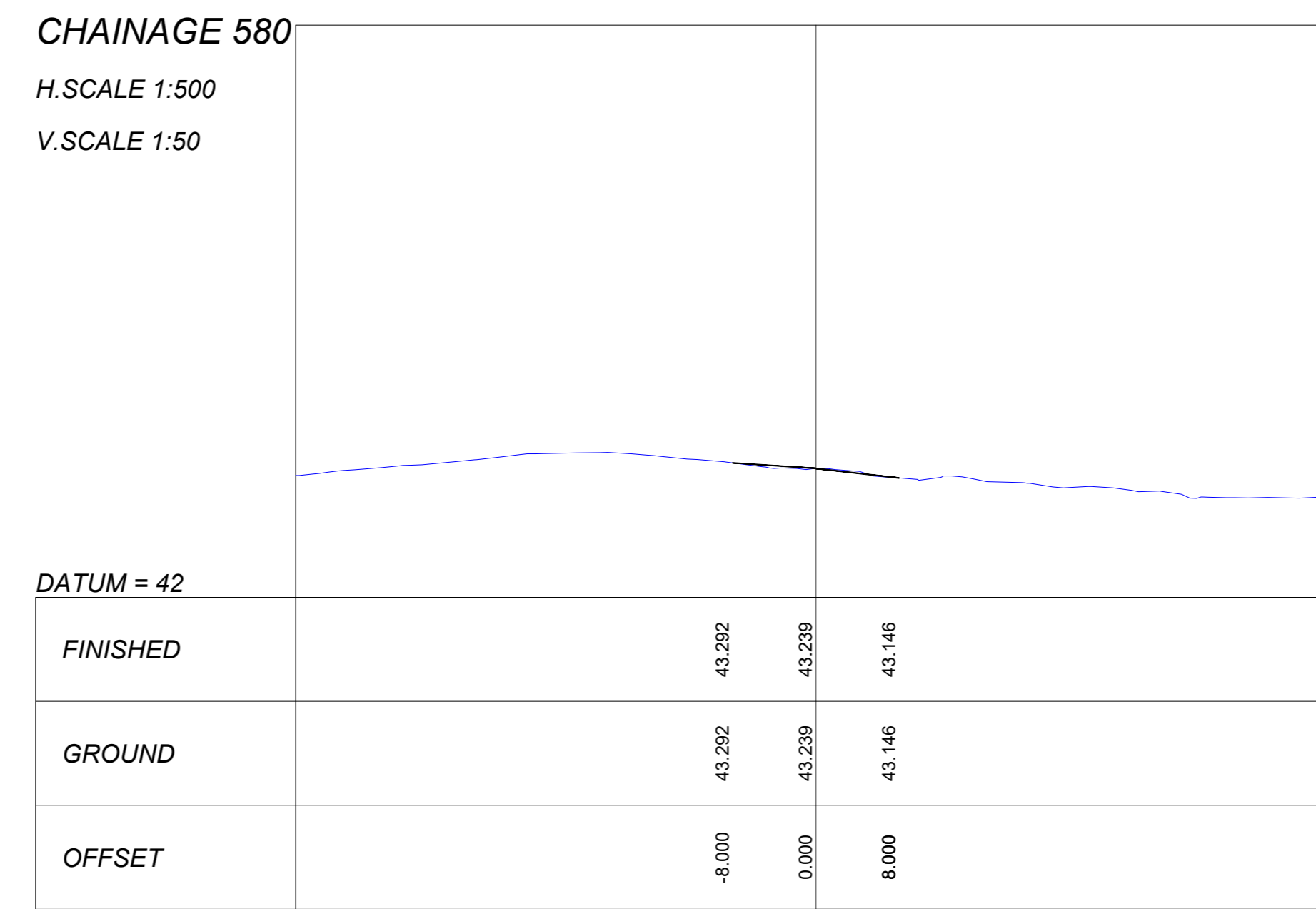
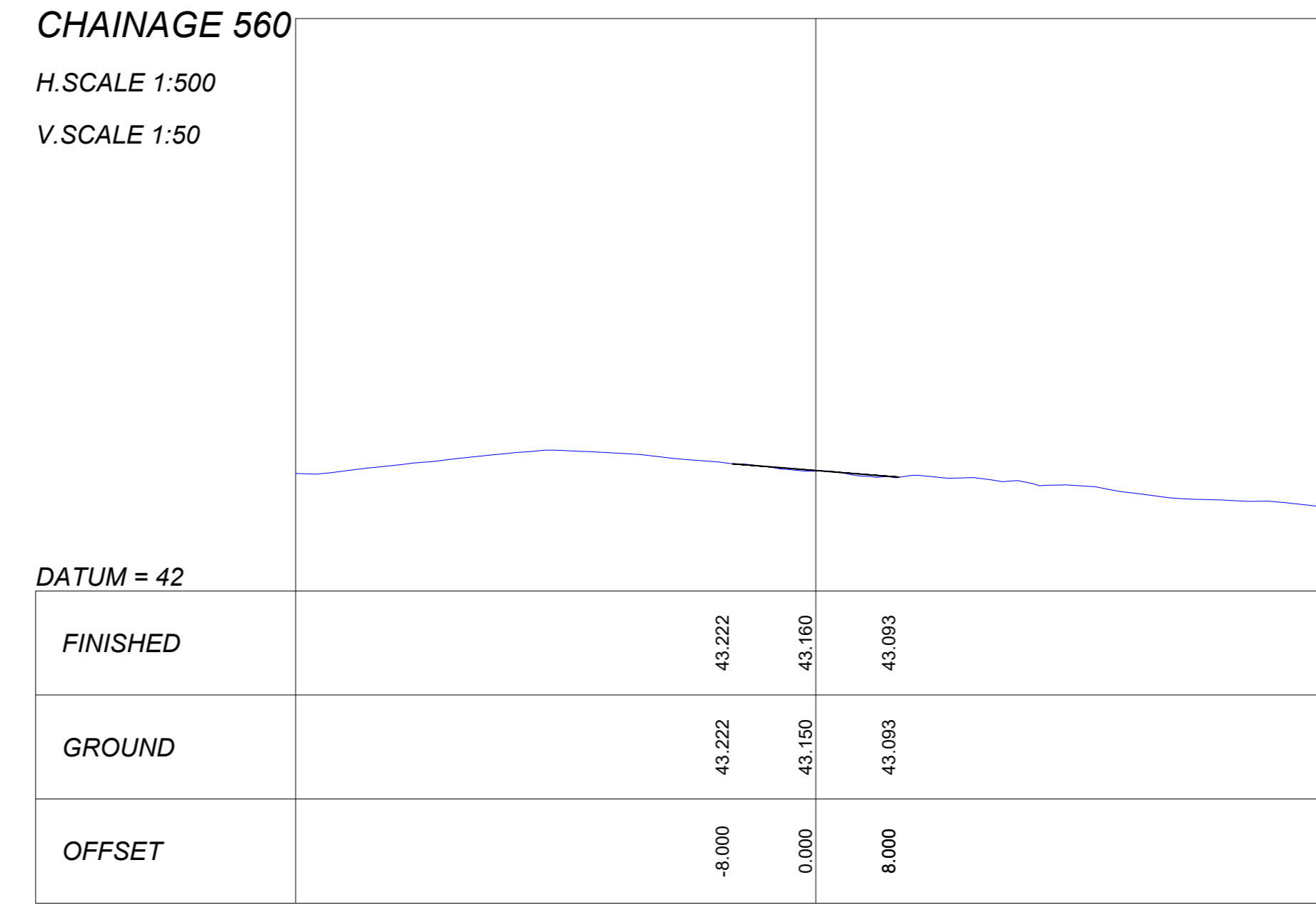
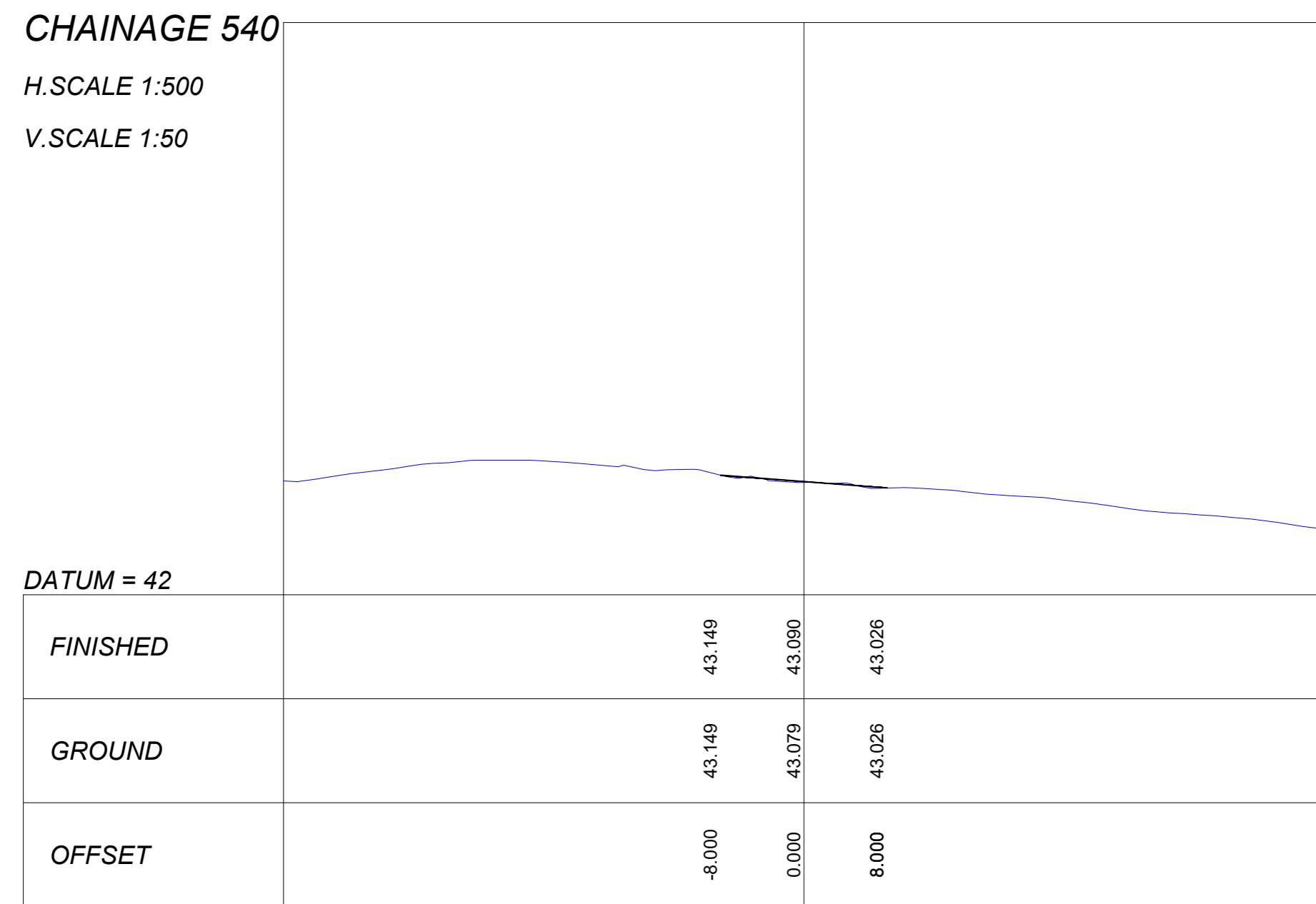
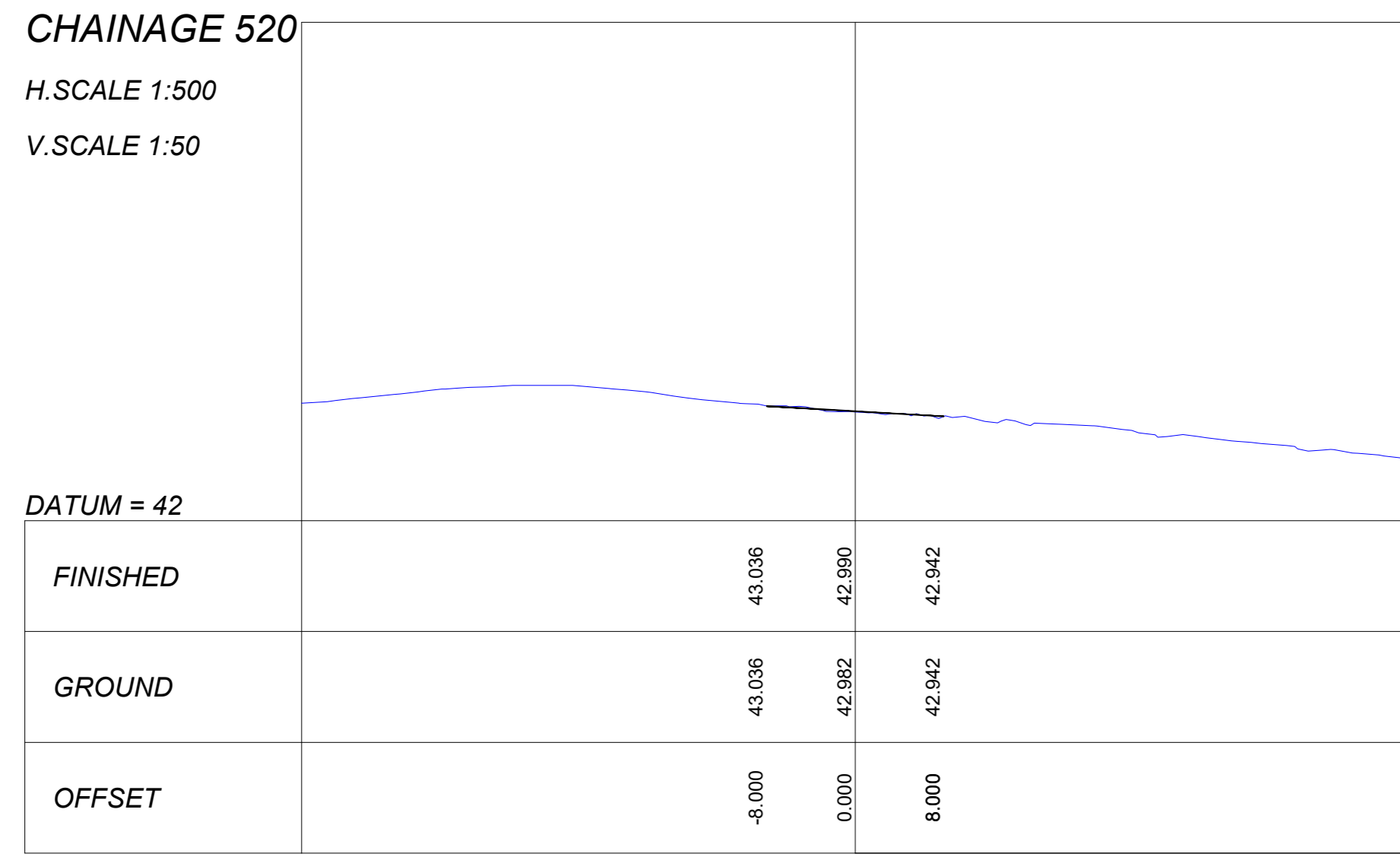
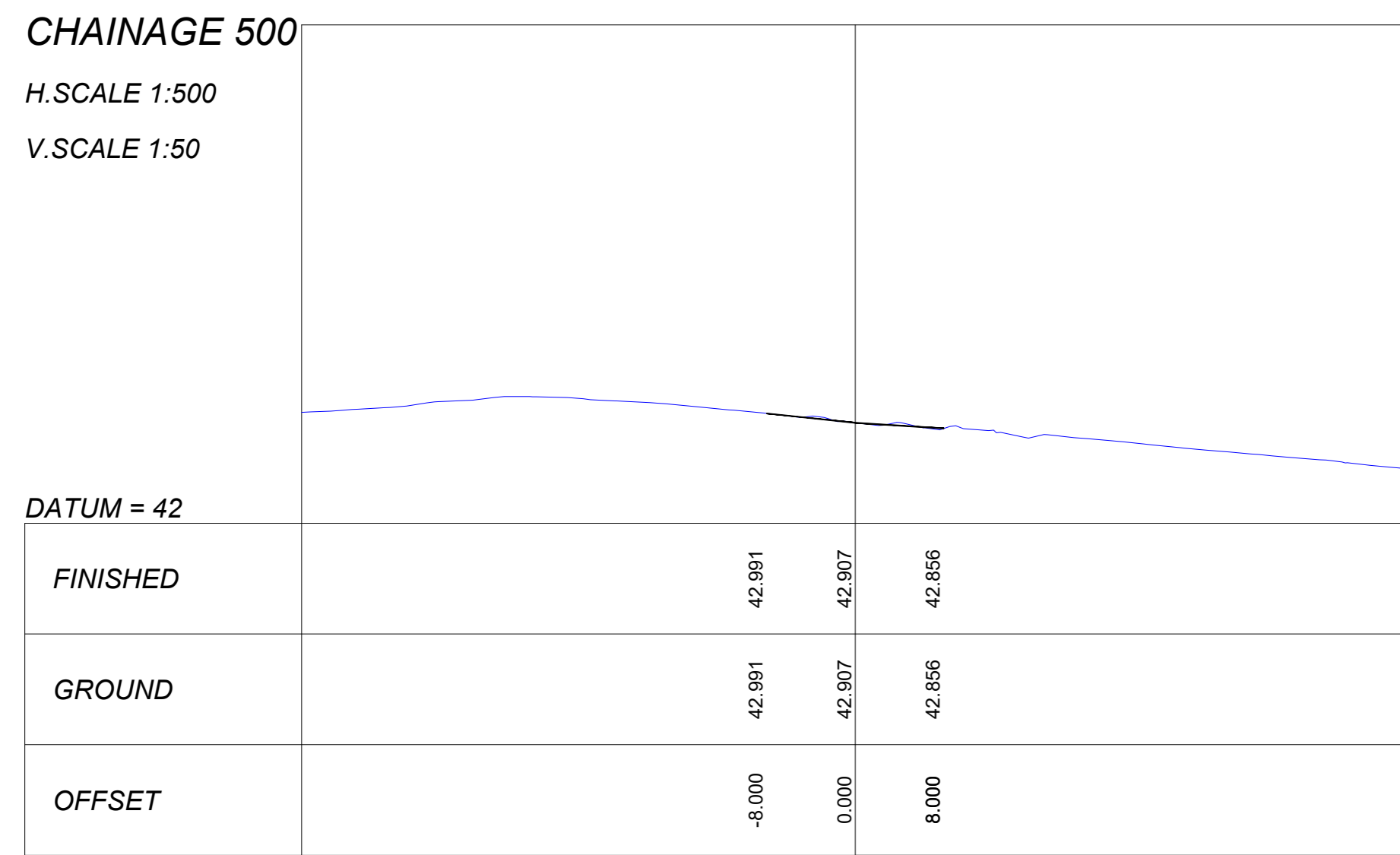
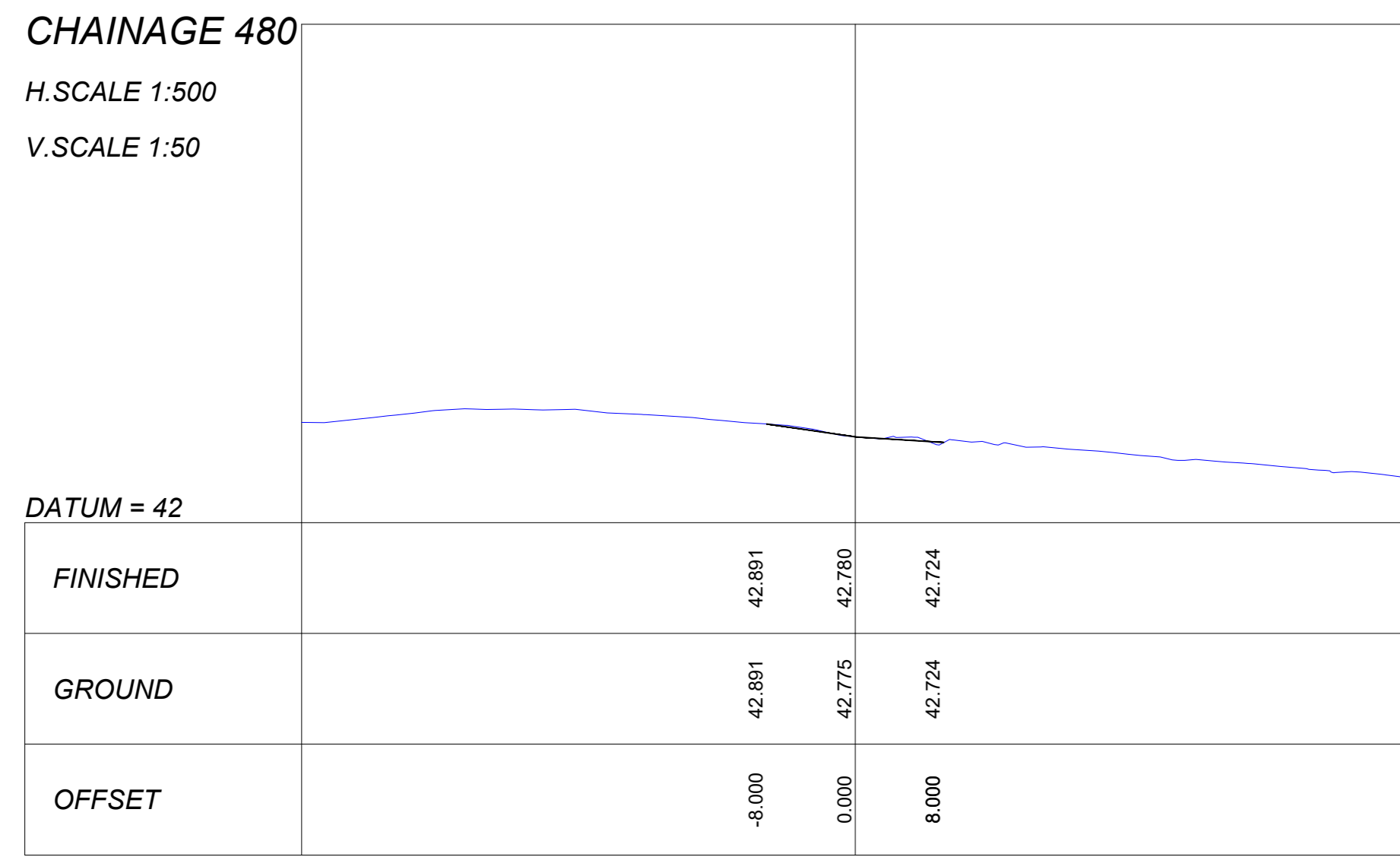
DESIGNED BY	DRAWN BY	CHECKED BY
LS	P.P	I.J

DATE	RESPONSIBLE PROFESSIONAL NAME	SIGNATURE	PR NUMBER
16/08/2023	Innocent Jumo		2 000 000 3

UNIT 6,  
GARDENS BUSINESS PARK  
ATELJEE STREET  
RANDPARK RIDGE  
2169  
Telephone: 011 475 4500  
Facsimile: 011 475 9120  
Web address: www.thembakele.co.za

SIZE	DRAWING NUMBER	REV
A0	TCE-1151-TEN-CIV-RD-004	A





TCE-CV-FM-005


ALL DIMENSIONS AND HEIGHTS ARE TO BE CHECKED ON SITE BEFORE WORK IS PUT IN HAND.  
ALL WORK AND MATERIAL ARE TO COMPLY TO RELEVANT SABS CODES WHERE APPLICABLE.  
BRAND NAMES DENOTE SIMILAR OR EQUALLY APPROVED.  
ALL WORK TO BE IN ACCORDANCE TO I&L.R.  
REPORT DISCREPANCIES TO ARCHITECT OR ENGINEER.

NOTES:

REV No	DATE	DESCRIPTION
A	21/07/2023	ISSUED FOR TENDER

**TENDER**

LEGEND  
Existing Ground Level   
Design Level



PROJECT DETAILS  
AIRPORTS COMPANY SOUTH AFRICA  
CAPE TOWN INTERNATIONAL AIRPORT  
REHABILITATION OF THE APRON TAXIWAY

CONTRACT No  
**ACSA - 4158**

DISCIPLINE  
**CIVIL**

DRAWING DESCRIPTION  
**APRON TAXILANE CROSS SECTIONS**  
SHEET 3 of 6

DESIGNED BY	DRAWN BY	CHECKED BY
LS	P.P	I.J

DATE	RESPONSIBLE PROFESSIONAL NAME	SIGNATURE	PR NUMBER
16/08/2023	Innocent Jumo		2 000 000 3

UNIT 6,  
GARDENS BUSINESS PARK  
ATELJEE STREET  
RANDPARK RIDGE  
2169  
Telephone: 011 475 4500  
Web address: www.thembakele.co.za  
Facsimile: 011 475 9120

SIZE	DRAWING NUMBER	REV
A0	TCE-1151-TEN-CIV-RD-005	A